

Bridged Hydrocarbyl or Hydrocarbon Binuclear Transition-Metal Complexes: Classification, Structures, and Chemistry

JOHN HOLTON, MICHAEL F. LAPPERT,* RONALD PEARCE, and PAUL I. W. YARROW

School of Chemistry and Molecular Sciences, University of Sussex, Brighton, BN1 9QJ, England (M.F.L. and P.I.W.Y.), and Imperial Chemical Industries PLC, Corporate Laboratory, The Heath, Runcorn, Cheshire WA7 4QE, England (J.H. and R.P.)

Received June 7, 1982 (Revised Manuscript Received September 13, 1982)

Contents

| | | | |
|--|-----|--|-----|
| I. Introduction, Classification, and General Considerations | 135 | F. Metal Clusters and Relevance to Heterogeneous Catalysis | 186 |
| II. μ -Vicinal (1, n ; $n \geq 2$) Alkylidenedimetal and Related Complexes, $[M-(C<)_n-M']$ | 139 | XIII. A Brief Survey of Recent Literature | 187 |
| A. Stoichiometry, Structures, and Bonding | 139 | A. 1981-mid 1982 | 187 |
| B. Synthesis and Chemical Properties | 143 | B. Mid 1982 to End of 1982 | 194 |
| C. Tables of Compounds (IV and IVa) | 140 | XIV. References | 197 |
| III. μ -Geminal (1,1-) Alkylidenedimetal Complexes, $[M-(C<)-M']$ | 144 | | |
| A. Stoichiometry, Structures, and Bonding | 144 | | |
| B. Synthesis | 149 | | |
| C. Chemical Properties | 154 | | |
| D. Tables of Compounds (V and Va) | 146 | | |
| IV. μ -Geminal (1,1-) Alkylidenedimetal Complexes, $[M-(C-)-M']$ | 156 | | |
| A. Stoichiometry, Structures, and Bonding | 156 | | |
| B. Synthesis | 157 | | |
| C. Chemical Properties | 159 | | |
| D. Tables of Compounds (VI and VIa) | 164 | | |
| V. (μ -Hydrocarbyl)dimetal and Related Electron-Deficient Complexes, $[M(R \text{ or } Ar)M']$ | 160 | | |
| A. Stoichiometry, Structures, and Bonding | 160 | | |
| B. Synthesis | 180 | | |
| C. Chemical Properties | 181 | | |
| D. Tables of Compounds (VII and VIIa) | 165 | | |
| VI. (μ -Alkenyl)dimetal and Related Complexes, Including Metallacyclopentadienylmetal Complexes (Tables VIII and VIIIa) | 181 | | |
| VII. (μ -Alkynyl)dimetal Complexes (Tables IX and IXa) | 181 | | |
| VIII. (μ -Allyl)dimetal Complexes (Tables X and Xa) | 182 | | |
| IX. (μ -Acetylene)dimetal and Related Complexes (Table XI) | 182 | | |
| X. μ -Hydrocarbyl-Main-Group Metal-Transition-Metal Complexes (Tables XII and XIIa) | 182 | | |
| XI. Miscellaneous μ -Hydrocarbyl- or μ -Hydrocarbon-Dimetal Complexes | 182 | | |
| XII. Organometallic Reactions Involving (μ -Hydrocarbyl)dimetal Intermediates | 183 | | |
| A. Hydrocarbyl Transfer Between Metal Centers | 183 | | |
| B. Fluxional Processes | 184 | | |
| C. Olefin Polymerization | 184 | | |
| D. Oligomerization | 185 | | |
| E. Olefin Metathesis | 186 | | |

I. Introduction, Classification, and General Considerations

Organometallic chemistry, which concerns compounds having metal-carbon bonds, is still expanding rapidly. The simplest molecules are those which contain just one metal atom, the mononuclear compounds. The metal may be uniquely attached to a single carbon atom, the σ -complex, and these are classified according to Table I. Alternatively the metal may be attached more or less equivalently to two or more carbon atoms, the π -complex (η^2 to η^8), which are best known for transition metals,¹ although (for example) η^5 -cyclopentadienyls of several main-group elements are well-documented.

In this article we are particularly concerned with binuclear transition-metal complexes in which the two metal atoms are bridged by one or more hydrocarbyl or hydrocarbon ligands, or a simple derivative such as $-\text{CF}_2-$ or $-\text{CH}_2\text{PR}_2\text{CH}_2-$. Reference will occasionally also be made to tri- or oligonuclear transition-metal complexes, which are examples of metal clusters, but these will not be discussed extensively. A recent survey deals with electron-deficient μ -alkyl and related μ -hydrocarbyls of main-group metals.² We shall also not discuss simple binuclear metal carbonyls or other topics dealt with in recent reviews (Table II).

In sections I-XI the literature is covered to the end of 1980. Section XIII (with an appendix, added at the proof stage, and textual additions elsewhere) and Tables IVa-XIIIa update the available information to the end of 1982.

Di- or oligonuclear transition-metal complexes having μ -hydrocarbyl or μ -hydrocarbon ligands have, for the majority of types, only become prominent in the very recent past; others, such as the μ -CO dimetallic complexes $[\text{Fe}_2(\text{CO})_9]$ have a longer history. Many of the compounds have structural interest and often are among the exotica of organometallic chemistry. They have significance for theories of (a) bonding, (b) mononuclear metal hydrocarbyl decomposition pathways, (c) certain organometallic mechanisms, e.g., fluxionality of ligand exchange (section XII), and (d) of catalysis, e.g., in Ziegler-Natta α -olefin polymerization.

As for (d) a recently fashionable view was that homogeneous catalysis by metal cluster compounds might

TABLE I. Classification of Mononuclear Organo Transition-Metal σ -Complexes

| ligand | hybridization of ligating C Atom | examples | ref where available (or recent paper) |
|------------------|----------------------------------|--|---------------------------------------|
| 1. alkyl | sp ³ | [Hf(CH ₂ SiMe ₃) ₄] | a, b |
| 2. ylide | sp ³ | [Cr{CH ₂ PMe ₂ CH ₃ } ₃] | c |
| 3. alkenyl | sp ² | [Cr(CPh=CMe ₂) ₃] | d |
| 4. aryl | sp ² | [Lu(C ₆ H ₅ Me ₂ -2,6) ₄] ⁻ | a, e |
| 5. carbene | sp ² | [W{C(OMe)Ph}(CO) ₅], <i>trans</i> -[Rh{CN(Ph)CH ₂ CH ₂ NPh}Cl(PEt ₃) ₂] | f |
| 6. acyl | sp ² | [Re(COMe)(CO) ₅] | g |
| 7. iminoacyl | sp ² | [Zr{C(NTol- <i>p</i>)Me ₂ Me(η -C ₅ H ₅) ₂ }] | h |
| 8. alkynyl | sp | <i>trans</i> -[Pt(C \equiv CPh)Cl(PMe ₂ Ph) ₂] | i |
| 9. ketenide | sp | Ag ₂ C ₂ O(py) | j |
| 10. vinylcarbene | sp | [Mo{C=C(CN) ₂ (η -C ₅ H ₅)Cl(PPh ₃) ₂ }] | k |
| 11. carbyne | sp | <i>trans</i> -[W(CPh)(CO) ₄ I] | l |
| 12. carbonyl | sp | [Ni(CO) ₄] | m |
| 13. isonitrile | sp | [Fe(CNBut) ₅] | n |

^a Davidson, P. J.; Lappert, M. F.; Pearce, R. *Chem. Rev.* **1976**, *76*, 219. ^b Schrock, R. R.; Parshall, G. W. *Chem. Rev.* **1976**, *76*, 243. ^c Schmidbaur, H. *Acc. Chem. Res.* **1975**, *8*, 62; *Pure Applied Chem.* **1978**, *50*, 19. ^d Cardin, C. J.; Cardin, D. J.; Roy, A. *J. Chem. Soc., Chem. Commun.* **1978**, 899. ^e Marks, T. J. *Prog. Inorg. Chem.* **1978**, *24*, 51. ^f Cardin, D. J.; Cetinkaya, B.; Lappert, M. F. *Chem. Rev.* **1972**, *72*, 545. Brown, F. J. *Prog. Inorg. Chem.* **1980**, *27*, 1. ^g Wojcicki, A. *Adv. Organomet. Chem.* **1973**, *11*, 87. ^h Lappert, M. F.; Milne, C. R. C.; Luong-Thi, N. T. *J. Organomet. Chem.* **1979**, *174*, C35. ⁱ Cetinkaya, B.; Lappert, M. F.; McMeeking, J.; Palmer, D. E. *J. Chem. Soc., Dalton Trans.* **1973**, 1202. ^j Blues, E. T.; Bryce-Smith, D.; Kettlewell, B.; Roy, M. *J. Chem. Soc., Chem. Commun.* **1973**, 921. ^k King, R. B.; Saran, M. S. *J. Am. Chem. Soc.* **1973**, *95*, 1817. ^l Fischer, E. O.; Schubert, U. *J. Organomet. Chem.* **1975**, *100*, 59. ^m Stone, F. G. A.; Abel, E. W. *Quart. Rev.* **1970**, *24*, 498; "Transition Metal Clusters" Johnson, B. F. G., Ed.; Wiley: New York, 1980. ⁿ Treichel, P. M. *Adv. Organomet. Chem.* **1973**, *11*, 21. Bassett, J.-M.; Green, M.; Howard, J. A. K.; Stone, F. G. A. *J. Chem. Soc., Dalton Trans.* **1980**, 1779.

TABLE II. Recent Reviews Relevant to μ -Hydrocarbyl or μ -Hydrocarbon Binuclear Transition-Metal Complexes

| subject/title ^r | section of this review | ref, ^t |
|---|------------------------|-------------------|
| bridging phosphorus ylides | II | 9 |
| bridging 1,1-alkylidenes (CH ₂ N ₂ as reagent) | III | 35 |
| dimetallacycles | II, III, IV, VI, VIII | a |
| bridging 1,1-alkylidenes and 1,1-alkylidynes | III, IV | b, c |
| organometallic aspects of Fischer-Tropsch chemistry | III, IV, V | d |
| alkali-metal-transition-metal complexes | V, X | e |
| Ziegler-Natta catalysis | V, X, XII | 187 |
| complexes with a bridging unsaturated ligand | VI-IX | q |
| bridging η -allyls and η -cyclopentadienyls | VIII | f |
| bridging pentalenes | VIII | g |
| coordination chemistry of allenes | IX | h |
| carbonyl-cobalt complexes derived from alkynes | IX | i |
| bridging acetylenes in M ₂ and M ₃ complexes | IX | j |
| η -C ₅ H ₄ -CH ₂ -C ₅ H ₄ - η -Co ₂ complexes | XI | k |
| Fischer-Tropsch reaction | XII | 205-208, 218, l |
| olefin metathesis | XII | 195 |
| metal clusters | XII | 202, 203, m |
| bridged hydrocarbyl intermediates in catalysis | XII | 180, 185, n |
| 1,1-alkylidyne-Co ₃ Clusters | s | 98 |
| main-group metal organometallic complexes with electron-deficient bridges | s | 2 |
| complexes with bridging carbonyls | s | o |
| complexes with bridging isonitriles | s | p |
| carbido cluster complexes | s | 209 |

^a Dyke, A. F.; Finnimore, S. R.; Knox, S. A. R.; Naish, P. J.; Orpen, A. G.; Riding, G. H.; Taylor, G. E. *ACS Symp. Ser.* **1981**, *155*, 259. ^b Ashworth, T. V.; Chetcuti, M. J.; Farrugia, L. J.; Howard, J. A. K.; Jeffery, J. C.; Mills, R. M.; Pain, G. N.; Stone, F. G. A.; Woodward, P. *ACS Symp. Ser.* **1981**, *155*, 299. ^c Stone, F. G. A. *ACS Symp. Ser.* **1982**, in press. ^d Herrmann, W. A. *Adv. Organomet. Chem.* **1982**, *20*, 159. ^e Herrmann, W. A. *Angew. Chem., Int. Ed. Engl.* **1982**, *21*, 117. ^f Jonas, K.; Krüger, C. *Adv. Organomet. Chem.* **1980**, *19*, 520. ^g Werner, H. *J. Organomet. Chem.* **1980**, *200*, 335; *Adv. Organomet. Chem.* **1981**, *19*, 155. ^h Knox, S. A. R.; Stone, F. G. A. *Adv. Organomet. Chem.* **1974**, *7*, 321. ⁱ Bowden, F. L.; Giles, R. *Coord. Chem. Rev.* **1976**, *20*, 81. ^j Dickson, R. S.; Fraser, P. J. *Coord. Chem. Rev.* **1974**, *12*, 323. ^k King, R. B. *Ann. N.Y. Acad. Sci.* **1977**, *295*, 135. ^l Bergman, R. G. *Acc. Chem. Res.* **1980**, *13*, 113. ^m Masters, C. *Adv. Organomet. Chem.* **1979**, *17*, 61. ⁿ Band, E.; Muettterties, E. L. *Chem. Rev.* **1978**, *78*, 639. King, R. B. *Progr. Inorg. Chem.* **1972**, *15*, 287. Gladfelter, W.; Geoffroy, G. L. *Adv. Organomet. Chem.* **1980**, *18*, 207. Chini, P. *J. Organomet. Chem.* **1980**, *200*, 37. Muettterties, E. L. *Ibid.* **1980**, *200*, 117. ^o Wilke, G. *Pure Appl. Chem.* **1978**, *50*, 677. Ugo, R. *Catal. Rev.* **1975**, *11*, 225. ^p Colton, R.; McCormick, M. J. *Coord. Chem. Rev.* **1980**, *31*, 1. ^q Yamamoto, Y. *Coord. Chem. Rev.* **1980**, *32*, 193. Treichel, P. M. *Adv. Organomet. Chem.* **1973**, *11*, 21. ^r Nesmeyanov, A. N.; Rybinskaya, M. I.; Rybin, L. V.; Kaganovich, V. S. *J. Organomet. Chem.* **1973**, *47*, 1. ^s Entries in this column are intended to indicate the scope of the cited review in so far as it pertains to the theme of the present article. ^t Additional to review but covering closely related material. ^u Reference numbers in this and subsequent Tables refer to bibliography (section XIV).



John Holton obtained his B.Sc. at the University of Manchester and his D.Phil. (Sussex) in 1976 for his work with M. F. Lappert on alkyls of the lanthanides and early transition metals. He then joined I.C.I. Corporate Laboratory, now the New Science Group, at Runcorn, where he presently heads a small group studying polymerization catalysis as a route to speciality polymers; his other research interests include new organometallic catalysts and new copolymers via novel catalysis improved processes.



Ronald Pearce received his B.Sc. and D.Phil. degrees from the University of Sussex, working for the latter on organosilicon chemistry with C. Eaborn. After postdoctoral work at the University of Toronto with A. G. Brook he joined I.C.I. Corporate Laboratory in 1970. His work on olefin polymerization catalysts included a period with M. F. Lappert on the synthesis of early-transition-metal alkyls. In 1977 he joined I.C.I. Petrochemicals Division, now Petrochemicals and Plastics Division, where his research interests include the metal-catalyzed reactions of synthesis gas.



Michael Lappert is Professor of Chemistry in the School of Chemistry and Molecular Sciences, University of Sussex. A graduate of the Northern Polytechnic, his B.Sc. was followed by a Ph.D. (with W. Gerrard), to which in 1960 he added a D.Sc. (University of London). He has been at Sussex since 1964, having previously been at UMIST (1959–1964). He was the recipient of the first Chemical Society Award for Main Group Metal Chemistry in 1970 and of the Organometallic Award for 1978. He held a Tilden Lectureship of the Chemical Society, 1972–1973. In 1976 the American Chemical Society presented him with the Frederic Stanley Kipping Award for Organosilicon Chemistry. In 1979 he was elected a Fellow of the Royal Society. He is the author of almost 400 papers on various aspects of inorganic and organometallic chemistry.

not only reveal unusual chemistry and reactivity by means of cooperative effects, but could also provide models for well-known although ill-understood heterogeneous catalytic systems. Enthusiasm for this cause is on the wane, largely because it has been difficult to substantiate all but a handful of claims for such homogeneous cluster catalysis (i.e., systems in which the cluster retains its identity), the most important positive result being the potentially industrially important conversion of carbon monoxide and hydrogen into ethylene glycol, e.g., using $[\text{Rh}_4(\text{CO})_{12}]$.³ We shall not pursue this theme here, since we are mainly concerned with bimetallic rather than cluster systems. However, the search for bimetallic catalysts, having two, possibly different, metal-substrate binding sites is an exciting prospect. Synthetic problems are considerable and an



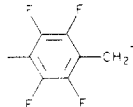

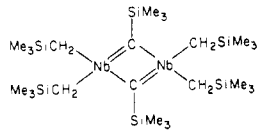
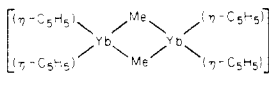

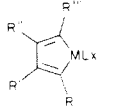
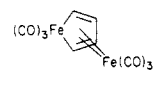
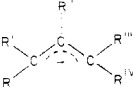
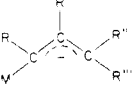
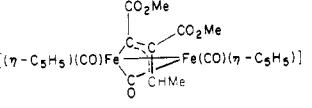
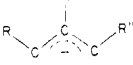

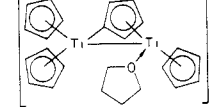
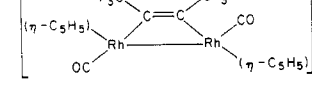
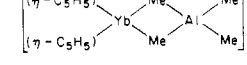
Paul Yarrow received his Bachelor's Degree in Chemistry from the University of Bristol in 1973. Upon completion of his doctoral research with M. F. Lappert he was awarded the degree of D.Phil. (Sussex) for his dissertation on "Cyclopentadienyl Complexes of the Lanthanides and the Early Transition Metals." His interests in catalysis took him to the University of California at Santa Barbara, to do postdoctoral research with P. C. Ford on aspects of the water-gas shift reaction and the chemistry of ruthenium clusters. He then returned to take a postdoctoral position with P. M. Maitlis, with whom he is investigating the chemistry of complexes related to the Fischer-Tropsch reaction. His research interests are in the areas of catalysis of industrially important reactions, reactions of metal-metal bonds, and the chemistry of low-valent early-transition-metal complexes. When not actively involved with chemistry he enjoys sailing, cooking, watching modern dance, and adding to an ever increasing and varied record collection.

important objective of this Review is to reveal these.

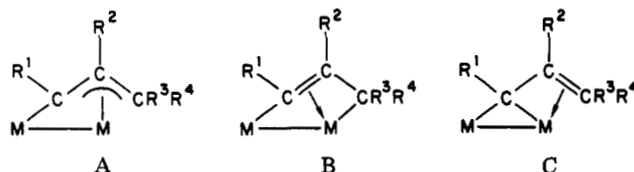
Tables of compounds are a significant feature of this work and have the following functions: (i) to identify the known compounds, which for each ligating mode are listed according to the nature of the central metal(s), using the Periodic Table as the basis for subdivision; (ii) to indicate the method of synthesis; (iii) to note which physical methods have been used in their study; and (iv) to provide the appropriate references.

Bridged hydrocarbyl or hydrocarbon binuclear complexes may be classified in various ways. We prefer to adopt a method based on the nature of the ligand rather than the metals (see Table III). Thus, sections II–XI relate to various types of thermally robust and generally well-characterized complexes, whereas section XII concerns the now quite numerous organometallic re-

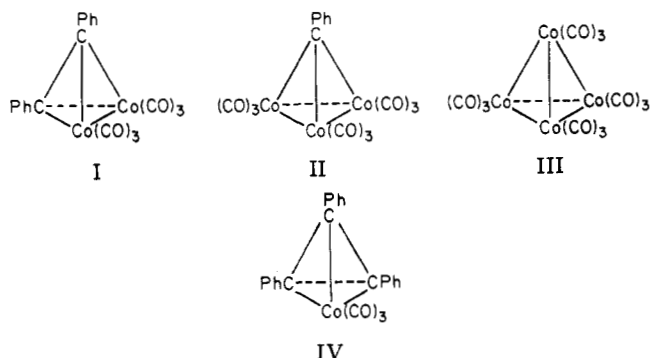
TABLE III. Classification of Bridged Hydrocarbyl or Hydrocarbon Transition-Metal Complexes

| section | ligand type | examples of ligand | bonding characteristics of bridging C's | examples of complex |
|---------|---|--|---|--|
| II | μ -vicinal (1, n , $n \geq 2$) alkylidene and related ligands | $^-\text{CH}_2\text{-CH}_2^-$ $^-\text{CF}_2\text{-CF}_2\text{-CF}_2^-$ | $(\text{sp}^3)^2, \sigma, \sigma$ $(\text{sp}^3)^2, \sigma, \sigma$ | $[\text{Zr}_2(\eta\text{-C}_5\text{H}_5)_4(\mu\text{-CH}_2\text{CH}_2)(\text{ClAlEt}_2)_2]$ $[\text{Mn}_2(\mu\text{-C}_5\text{F}_6)(\text{CO})_{10}]$ |
| | |  | $\text{sp}^3, \text{sp}^2, \sigma, \sigma$ | $[\text{Fe}_2(\mu\text{-C}_7\text{H}_2\text{F}_4)(\eta\text{-C}_5\text{H}_5)_2(\text{CO})_4]$ |
| | | $^-\text{CH}=\text{CH}-\text{CH}=\text{CH}^-$  | $(\text{sp}^2)^2, \sigma, \sigma$ $(\text{sp}^2)^2, \sigma, \sigma$ | $[\text{Fe}_2(\mu\text{-C}_4\text{H}_4)(\eta\text{-C}_5\text{H}_5)_2(\text{CO})_4]$ $[\text{Co}_2(\mu\text{-C}_6\text{H}_4)(\text{dmg})_2(\text{PPh}_3)_2]$ |
| III | μ -geminal (1,1-) alkylidene | $\text{RR}'\text{C}^2-$ | $(\text{sp}^3)^2, \sigma, \sigma$ | $[\text{Fe}_2(\mu\text{-CH}_2)(\mu\text{-CO})_2(\text{CO})_6]$ |
| IV | μ -geminal (1,1-) alkylidyne | RC^3- | $(\text{sp}^2), \sigma, \sigma, \pi$ $(\text{sp}^2)^2$ |  |
| | | | $(\text{sp}^3)^3, \sigma, \sigma, \sigma$ | $[\text{Co}_3(\mu\text{-CR})(\text{CO})_9]$ |
| V | μ -alkyl | $\text{RR}'\text{R}''\text{C}^-$ | σ, σ |  |
| | | μ -aryl |  | $(\text{sp}^3)^2, \sigma, \sigma$ |
| VI | μ -alkenyl μ -metallocyclopentadienyl | $\text{RR}'\text{C}=\text{CR}''^-$ | $(\text{sp}^2, \text{p}), \sigma, \pi$ | $[\text{Fe}_2(\mu\text{-CH}=\text{CHBr})(\mu\text{-Br})(\text{CO})_6]$ |
| | |  | $(\text{sp}^2, \text{p})^2, \sigma, \pi$ |  |
| VII | μ -alkynyl | $\text{RC}\equiv\text{C}^-$ | $(\text{sp}, \text{p}), \sigma, \pi$ | $[\text{Fe}_2\{\mu\text{-C}\equiv\text{CPh}\}(\mu\text{-PPh}_2)(\text{CO})_6]$ |
| VIII | μ -allyl and related compounds |  | $(\text{sp}^3, \text{p})^2, \sigma, \pi$ | $[(\text{acac})\text{Pr}\{\mu\text{-CH}_2\text{-CH}=\text{CH}_2\}\text{Pr}(\text{acac})]$ |
| | |  | σ, π |  |
| | |  | π | $[\text{Mo}\{\mu\text{-C}_3\text{H}_5\}_2(\eta\text{-C}_3\text{H}_5)_2]$ |
| | μ -cyclopentadienyl |  | $(\text{p})^2, \pi, \pi$ | $[(\text{PPr}-i_3)_2\text{Pd}(\mu\text{-C}_5\text{H}_5)\text{Pd}(\text{PPr}-i_3)]$ |
| | | | $(\text{sp}^2, \text{p})^2, \sigma, \pi$ |  |
| X | μ -acetylene | $\text{R}-\text{C}\equiv\text{C}-\text{R}'$ | $(\text{sp}^2)^2, \sigma, \sigma$ |  |
| | | $\text{R}-\text{C}\equiv\text{C}-\text{R}'$ | $(\text{sp}^3)^2, \sigma, \sigma$ (or π, π) | $[(\text{CO})_3\text{Co}\{\mu\text{-C}\equiv\text{C}\}\text{Co}(\text{CO})_3]$ |
| X | μ -hydrocarbyl main-group- transition-metal | e.g., $\text{RR}'\text{R}''\text{C}^-$ | $(\text{sp}^3)^2, \sigma, \sigma$ |  |
| | | e.g., $^-\text{CH}_2\text{-CH}_2^-$ | $(\text{sp}^3)^2, \sigma, \sigma$ | $[(\eta\text{-C}_5\text{H}_5)_2\text{Zr}(\mu\text{-CH}_2\text{-CH}(\text{AlEt}_2)_2)]$ |
| XI | μ^2 -bis(carbene) | $=\text{C}(\text{Z})\text{C}=\text{}$ | $(\text{sp}^2)^2, \sigma, \sigma$ | $[\text{W}_2(\mu^2\text{-CC}_6\text{H}_4\text{C-p})(\text{CO})_8(\text{Br})_2]$ |
| XI | μ^2 -bis(carbyne) | $\text{---C}(\text{Z})\text{C}^{\cdot}$ | $(\text{sp})^2, \sigma, \sigma$ | $[\text{Cr}_2\{\mu^2\text{-C}(\text{OEt})(\text{CH}_2\text{C}_6\text{H}_4\text{CH}_2\text{-o})\text{C}(\text{OEt})\}(\text{CO})_{10}]$ |

^a There is considerable difficulty in unambiguously classifying the bridging ligands in a number of complexes. For example, the three representations (A) (allyl), (B) (alkenyl), and (C) (alkylidene type) are useful in describing various aspects of the structures, spectroscopic data, and reactions of the complexes $[\text{Ru}_2\{\mu\text{-}\eta^1, \eta^3\text{-C}(\text{O})\text{CPhCPh}\}(\mu\text{-CO})(\text{CO})(\eta\text{-C}_5\text{H}_5)_2]$,²⁶⁰ $[\text{Fe}_2(\mu\text{-}\eta^1, \eta^3\text{-C}(\text{COOMe})\text{C}(\text{COOMe})\text{CHMe})(\mu\text{-CO})(\text{CO})(\eta\text{-C}_5\text{H}_5)_2]$,¹⁹⁸ and $[\text{Ru}_2(\mu\text{-}\eta^1, \eta^3\text{-CMeCMeCH}_2)(\mu\text{-CO})(\text{CO})(\eta\text{-C}_5\text{H}_5)_2]$,²¹⁵ and their analogues. The authors expressed no particular preference for any of (A), (B), or (C). For some complexes our categorizations have, in consequence, been somewhat arbitrary and readers are cautioned that apparently related species may be differently located in the tables that follow.



actions in which bridged dimetal complexes are believed to be implicated as intermediates. The compounds considered in sections II–IX are generally homonuclear (although in sections II–V we shall cover the special case of bridges between a transition metal and aluminum), while section X concerns the particular heteronuclear complexes in which one of the metals belongs to the d or f block elements whereas the other is a main-group metal, often Li or Al (except for those covered in sections II–V). The bridging ligands discussed in sections II–IV are polyanionic, e.g., CH_2CH_2^- or CH_2^{2-} , or CH^{3-} ; those in sections V–VIII are monoanionic, e.g., CH_3^- (with $\sigma\text{-}\sigma$ connectivities to each metal), $\text{CH}=\text{CH}_2$ ($\sigma\text{-}\pi$), $\text{CH}_2\text{-C}\equiv\text{CH}$ ($\sigma\text{-}\pi$), or $\text{CH}_2\text{-CH}=\text{CH}_2$ ($\sigma\text{-}\pi$). Section IX refers to complexes in which the bridge is neutral, e.g., C_6H_4 (benzyne) or $\text{CH}\equiv\text{CH}$. As to whether the ligand to metal bonds are described as $\sigma\text{-}\sigma$ or $\pi\text{-}\pi$ is largely a matter of taste; our preference is marginally for the former. Thus, it seems convenient to describe (μ -acetylene)dimetal complexes as dimetallatetrahedranes, e.g., I for $[\text{Co}_2(\mu\text{-C}_2\text{Ph}_2)(\text{CO})_6]$.



The relationship to a trimetalla or tetrametalla analogue, e.g., II or III, then becomes clear, and this focuses on an interesting challenge—the synthesis of the remaining organometallic member of the series, e.g., IV; two complexes of this type are known: $[\text{M}(\text{C}_3\text{Ph}_3)(\text{PPh}_3)_2]^+$ ($\text{M} = \text{Ni}^4$ or Pt^5). The usefulness of descriptions of this type will also become apparent in later sections, particularly those dealing with bridging alkylidynes where identifying $\mu_2\text{-CR}$ species as dimetalocyclopropenes allows a simple understanding in organic chemical terms of their preparation from mononuclear complexes (metallaalkynes) and their conversion to $\mu_3\text{-CR}$ complexes. (In adopting this method we are following the Isolobal Relationships originally described in 1938⁶ and more recently revived.⁷) The more traditional formulation is the $\pi\text{-}\pi$ mode, as in V. There seems to be, as yet, only isolated examples of a bridging neutral bis(carbene) ligand, as in VI ($\text{M} = \text{Cr}$ or W),^{8a} $[\text{M}_2\{\mu\text{-C}(\text{Ph})\text{OC}(\text{Ph})\text{-}\}(\eta\text{-C}_5\text{H}_5)_2(\text{CO})_4]$ [$\text{M} = \text{Mn}$ (X-ray) or Re],^{8b} (two other examples are in

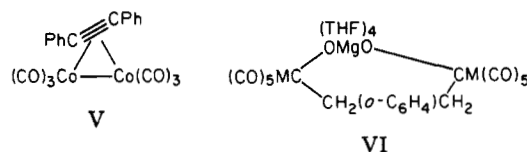
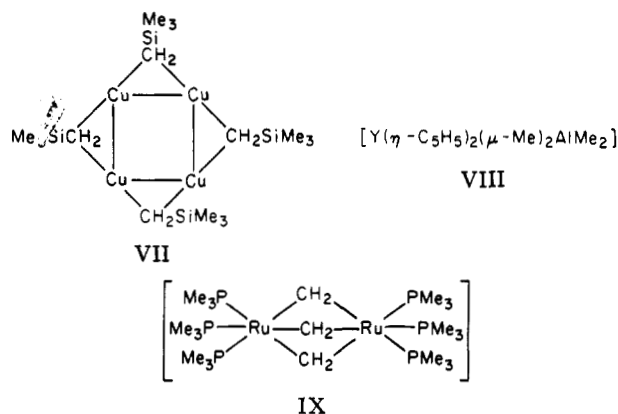


Table XIII), or a bridging bis(carbyne) ligand $[\text{M}_2(\mu\text{-}p\text{-C}_6\text{H}_4\text{C})(\text{CO})_8\text{Br}_2]$ [$\text{M} = \text{Cr}$ or W (X-ray)].^{8c}

Alternative or complementary methods (i)–(viii) of classifying μ -hydrocarbyl or μ -hydrocarbon polymetallic complexes are worth noting based on: (i) the number of metal centers—here we are particularly concerned with binuclear complexes rather than higher aggregates or clusters, (ii) homo- or heteronuclear assemblies, (iii) the number of bridges between the two metal centers, (iv) the number of metals connected to a bridging ligand, (v) homo- or heterobridges, (vi) bonding characteristics, e.g., ($\sigma\text{-}\sigma$), ($\sigma\text{-}\pi$), ($\pi\text{-}\pi$), electron-precise or electron-deficient, (vii) the number of carbon atoms separating the two metal centers, and (viii) bridges which incorporate atoms other than C. As for (iii), complexes may have a single-, double-, or triple-ligating atom, as in VII, VIII, or IX. As for (iv), a bridging



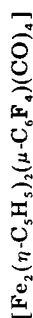

ligand may be shared by two metal centers, e.g., VII–IX, three metal centers as in II, or four to six metal centers as in carbido complexes such as $[\text{Fe}_6(\text{CO})_{16}(\mu\text{-C})]$.

II. μ -Vicinal (1, n; n \geq 2) Alkylidenedimetal and Related Complexes $[\text{M}(\text{C} <)_n\text{-M}']$

A. Stoichiometry, Structures, and Bonding

As evident from Table III the compounds considered in this section have σ -connectivities between each metal atom and each of two vicinal carbon atoms of a bidentate dianionic organic ligand, the two metal–carbon assemblies being essentially 2-electron 2-center bonds. Well-characterized compounds are listed in Table IV. The bidentate hydrocarbyl ligand may have functionality, e.g., $\text{CH}_2\text{C}(\text{:O})\text{CH}_2^-$ or the ylides $\text{CH}_2\text{PR}_2\text{CH}_2^-$.

1, 3 and 1, 4 isomers prepared but not 1, 2 species due to steric crowding



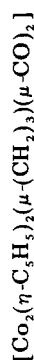
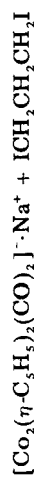
29, l
m

low yield, stable complex sublimes at 200 °C, X-ray



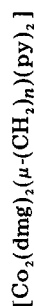
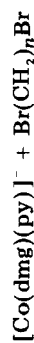
n

central double bond




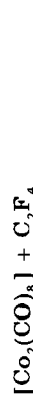
o

both metal atoms interact with central double bond



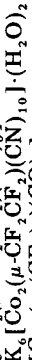
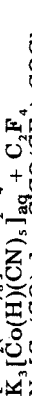
p

both metal atoms interact with central double bond



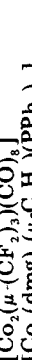
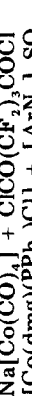
q

both metal atoms interact with central double bond



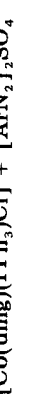
r

both metal atoms interact with central double bond



q

both metal atoms interact with central double bond



s

both metal atoms interact with central double bond



t

both metal atoms interact with central double bond



21

monomeric *w*-chloroalkyl




u

ortho complex not isolated, only para and meta analogues



g

ortho complex not isolated, only para and meta analogues




v

ortho complex not isolated, only para and meta analogues



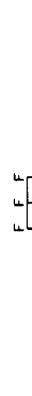
30

ortho complex not isolated, only para and meta analogues




w

ortho complex not isolated, only para and meta analogues




w

ortho complex not isolated, only para and meta analogues



x

ortho complex not isolated, only para and meta analogues



66

ortho complex not isolated, only para and meta analogues



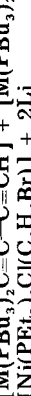
u

ortho complex not isolated, only para and meta analogues



g

ortho complex not isolated, only para and meta analogues



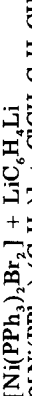
v

ortho complex not isolated, only para and meta analogues



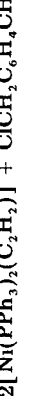
30

ortho complex not isolated, only para and meta analogues




w

ortho complex not isolated, only para and meta analogues



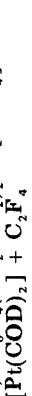
w

ortho complex not isolated, only para and meta analogues



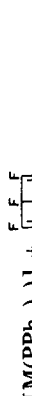
x

ortho complex not isolated, only para and meta analogues



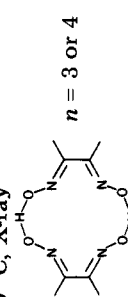
66

ortho complex not isolated, only para and meta analogues



u

^a King, R. B.; Bisnette, M. B. *J. Organomet. Chem.* 1964, 2, 15. ^b Nesmeyanov, A. N.; Anisimov, K. N.; Kolobova, N. E.; Ioganson, A. A. *Dokl. Akad. Nauk SSSR, Ser. Khim.* 1967, 175, 627. ^c Goodfellow, R. J.; Green, M.; Mayne, N.; Rest, A. J.; Stone, F. G. A. *J. Chem. Soc. A* 1968, 177. Cook, D. J.; Green, M.; Mayne, N.; Stone, F. G. A. *Ibid.* 1968, 1771. ^d King, R. B.; Bisnette, M. B. *J. Organomet. Chem.* 1967, 7, 311. For related species ($n = 5$) see also: Wegner, P. A.; Sterling, G. P. *Ibid.* 1978, 162, C31. ^e Bonnet, J. J.; Mathieu, R.; Poilblanc, R.; Ibers, J. A. *J. Am. Chem. Soc.* 1979, 101, 7487. ^f Bauch, T. A.; Konowitz, H.; Giering, W. P. *J. Organomet. Chem.* 1976, 114, C15. ^g Kim, J. P.; Masai, H.; Sonogashira, K.; Hagihara, N. *Inorg. Nucl. Chem. Lett.* 1970, 6, 181. ^h Nast, Von R.; Urban, F. Z. *Anorg. Allg. Chem.* 1957, 289, 244. ⁱ Otsuka, S.; Nakamura, N.; Tani, K. *J. Chem. Soc. A* 1968, 2248. ^j Ittel, S. D.; Tolman, C. A.; English, A. D.; Jesson, J. P. *J. Am. Chem. Soc.* 1978, 100, 7577. ^k Sanders, A.; Giering, W. P. *J. Am. Chem. Soc.* 1974, 96, 5247. ^l Bruce, M. I. *J. Organomet. Chem.* 1970, 21, 415. ^m Blackmore, T.; Bruce, M. I.; Davidson, P. J.; Iqbal, M. Z.; Stone, F. G. A. *J. Chem. Soc.* 1970, 3153. ⁿ Bruce, M. I. *J. Organomet. Chem.* 1967, 10, 495. ^o Theopold, K. H.; Bergman, R. G. *J. Am. Chem. Soc.* 1980, 102, 5694; *Organometallics* 1982, 1, 1571. ^p Schrauzer, G. N.; Windgassen, R. J. *J. Am. Chem. Soc.* 1966, 88, 3738. ^q Hoehn, H. H.; Pratt, L.; Watterson, K. F.; Wilkinson, G. J. *Chem. Soc.* 1961, 2738. Booth, B. L.; Haszeldine, R. N.; Inglis, T. J. *Chem. Soc., Dalton Trans.* 1975, 1449. ^r Mays, M. J.; Wilkinson, G. *Nature (London)* 1964, 203, 1167. ^s Bekaroglu, O. *Chim. Acta, Turc.* 1974, 2, 131; *Chem. Abstr.* 1976, 84, 90272b. ^t Harbourn, D. A.; Rosevear, D. T.; Stone, F. G. A. *Inorg. Nucl. Chem. Lett.* 1966, 2, 247. ^u Booth, B. L.; Haszeldine, R. N.; Tucker, N. I. *J. Chem. Soc., Dalton Trans.* 1975, 1439. ^v Sonogashira, K.; Kataoka, S.; Takahashi, S.; Hagihara, N. *J. Organomet. Chem.* 1978, 160, 319. ^w Hipler, B.; Uhlig, E.; Vogel, J. *J. Organomet. Chem.* 1981, 218, Cl. ^x Trofimenko, S. *J. Am. Chem. Soc.* 1971, 93, 1808.



dmg =

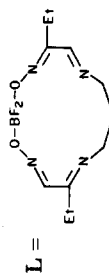
n = 3 or 4

1, 3 and 1, 4 isomers prepared; also 4, 4'-biphenyl derivative

both metal atoms interact with central double bond

n = 2-6, yield 65%

n = 10, mixture obtained (plus monomeric *w*-chloroalkyl)



L =

n = 2 3 4

M = Pd, Pt, or Pt/Pd mixed samples equilibrium with the diphosphine adduct

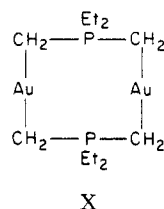
ortho complex not isolated, only para and meta analogues

1, 2, 1, 3, and 1, 4 derivatives can displace COD by L, where L =

PEt₃ or L₂ = 1, 2-C₆H₄(AsMe₂)

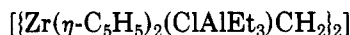
M = Pd or Pt

The latter are not discussed further here, since excellent reviews are available,⁹ but an example of a derived dinuclear complex is compound X, for which there is

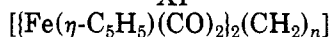


crystallographic supporting evidence,¹⁰ as there is for $[\text{Ti}_2\{\mu\text{-(CH}_2\text{)}_2\text{PMe}_2\}_2(\mu\text{-OMe)}_2(\text{OMe})_4]$,¹¹ and $[\text{Cr}_2\{\mu\text{-(CH}_2\text{)}_2\text{PMe}_2\}_4]$.¹² Some further binuclear complexes have the bridging ligands $\text{Me}_2^+\text{As}(\text{CH}_2^-)_2$ or $\text{Me}_2\text{Si}(\text{CH}_2^-)_2$. Thus, treatment of $[\text{Au}(\text{AsMe}_3)\text{Cl}]$ with 2 mol AsMe_3CH_2 furnished $[\text{Au}_2\{\mu\text{-(CH}_2\text{)}_2\text{AsMe}_2\}_2]$ with elimination of AsMe_3 and $[\text{AsMe}_4]\text{Cl}$,¹⁰ whereas $[\text{Mo}_2\{\mu\text{-OCOCH}_3\}_4]$ with an excess of $\text{Mg}(\text{CH}_2\text{SiMe}_3)_2$ and PMe_3 yielded $[\text{Mo}_2\{\mu\text{-(CH}_2\text{)}_2\text{SiMe}_2\}(\text{CH}_2\text{SiMe}_3)_2(\text{PMe}_3)_3]$;¹³ X-ray analysis showed that both the CH_2SiMe_3 groups were attached to one of the molybdenum atoms with three PMe_3 groups on the other.¹⁴

It is to be expected that some of the factors which influence the stability of these compounds are similar to those governing mononuclear transition-metal hydrocarbyls.¹⁵ It is not surprising therefore that, for example, vicinal dialkyldenedimetal complexes having β -hydrogen atoms are somewhat rare, as β -hydride elimination may be a favored decomposition pathway unless the metal environment is somewhat crowded. Additionally, the transition state for β -elimination is quite sterically demanding and also requires a readily available metal coordination site, and this may account for the existence of compounds such as XI¹⁶ or XII ($n = 3\text{--}4$).¹⁷ The relative abundance of perfluoro bridged

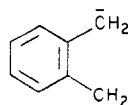


XI



XII

compounds (bridging fluorocarbyl dianions) is attributed in part to the strength of the $\text{sp}^3\text{C-F}$ bond and also to the energetic disadvantage of forming a metal-fluorine bond, especially for a low-oxidation-state (soft) metal center as in $[\{\text{Mn}(\text{CO})_5\}_2(\text{CF}_2)_3]$.¹⁸ A further general problem with regard to obtaining stable binuclear complexes arises simply because the ligand is bidentate, and relates to ring-chain equilibria. For example, whereas a ligand such as XIII may in principle



XIII

bridge two metal centers, it may also act as a chelate, as in $[\text{Zr}(\eta\text{-C}_5\text{H}_5)_2(\text{CH}_2\text{C}_6\text{H}_4\text{CH}_2\text{-o})]$.¹⁹ As has been noted, especially for bidentate diphosphines,²⁰ ring formation is disfavored by increasing the chain length between two donor sites. The largest dimetal separation so far reported for an alkylidenedimetal complex is by 10 carbon atoms in $[\{\text{Rh}(\text{L})\text{Cl}\}_2(\text{CH}_2)_{10}]$ (see Table IV).²¹

X-ray crystallographic data are available on six compounds. Figure 1 provides a comparison of corresponding structural features of three related molecules

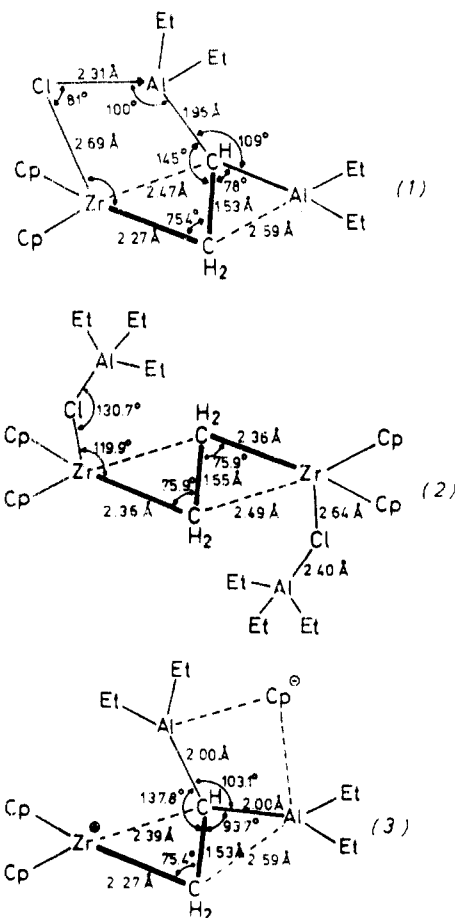


Figure 1. A comparison of corresponding structural elements of $[\text{Zr}(\eta\text{-C}_5\text{H}_5)_2\{\text{CH}_2\text{CH}(\text{AlEt}_2)_2\}\text{Cl}]$, (1), $[\text{Zr}_2(\eta\text{-C}_5\text{H}_5)_4(\mu\text{-CH}_2\text{CH}_2)(\text{ClAlEt}_2)_2]$, (2), and $[\text{Zr}(\eta\text{-C}_5\text{H}_5)_2\{\mu\text{-CH}_2\text{CH}(\text{AlEt}_2)_2\}][\text{C}_5\text{H}_5]$, (3); the cyclopentadienyl anion of 3 is not shown; and is arranged symmetrically in the lattice between two neighboring Zr centers. Reproduced, with permission, from: Kaminsky, W.; Kopf, J.; Sinn, H.; Vollmer, H.-J. *Angew. Chem., Int. Ed. Engl.* 1976, 15, 629. Copyright 1976, Verlag Chemie GmbH.

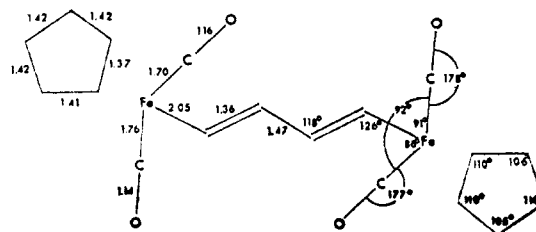


Figure 2. Structural parameters for $\text{trans-}[\text{Fe}_2(\eta\text{-C}_5\text{H}_5)_2(\mu\text{-C}_4\text{H}_4)(\text{CO})_4]$. Reproduced, with permission, from: Davis, R. E. *J. Chem. Soc., Chem. Commun.* 1968, 1218. Copyright 1968, Chemical Society, London.

$[\text{Zr}(\eta\text{-C}_5\text{H}_5)_2\{\text{CH}_2\text{CH}(\text{AlEt}_2)_2\}\text{Cl}]$,^{16,22} $[\text{Zr}_2(\eta\text{-C}_5\text{H}_5)_4(\mu\text{-CH}_2\text{CH}_2)(\text{ClAlEt}_2)_2]$,¹⁶ and $[\text{Zr}(\eta\text{-C}_5\text{H}_5)_2\{\mu\text{-CH}_2\text{CH}(\text{AlEt}_2)_2\}][\text{C}_5\text{H}_5]$;¹⁶ in the first and last of these compounds a CH_2CH_2^- ligand bridges a Zr atom and two Al atoms, and in the other complex there is a CH_2CH_2^- bridge between two Zr atoms. The most interesting structural feature is that the σ -bonded atomic grouping $\text{Zr-CH}_2\text{-C}$ is invariably characterized by an angle of only 76° at the CH_2 group. By contrast X-ray analysis of three binuclear iron(II) compounds reveals no such distortions in the $\text{trans-CH=CH-CH=CH-}$,^{23,24} or $\text{CH}_2(\text{CH}_2)_n\text{CH}_2^-$ ($n = 1$ or 2)¹⁷ bridging units (Figures 2-4). Dynamic NMR measurements on $[\text{Zr}(\eta\text{-C}_5\text{H}_5)_2\{\text{CH}_2\text{CH}(\text{AlEt}_2)_2\}\text{Cl}]$ (Figure 1) show that the $\text{Cl}\rightarrow\text{Al}$

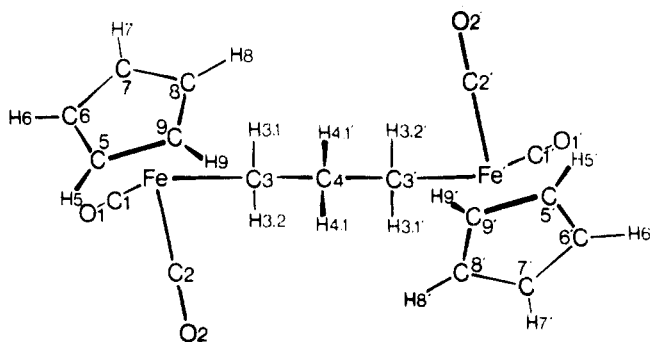


Figure 3. Schematic representation of the molecular structure of $[\text{Fe}_2(\eta\text{-C}_5\text{H}_5)_2(\mu\text{-CH}_2)_3(\text{CO})_4]$. Reproduced, with permission, from: Pope, L.; Sommerville, P.; Laing, M.; Hindson, K. J.; Moss, J. R. *J. Organomet. Chem.* 1976, 112, 309. Copyright 1976, Elsevier Sequoia SA.

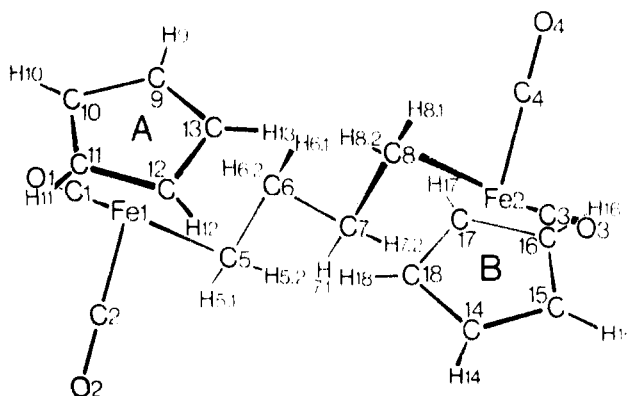


Figure 4. Schematic representation of the molecular structure of $[\text{Fe}_2(\eta\text{-C}_5\text{H}_5)_2(\mu\text{-CH}_2)_4(\text{CO})_4]$. Reproduced, with permission, from: Pope, L.; Sommerville, P.; Laing, M.; Hindson, K. J.; Moss, J. R. *J. Organomet. Chem.*, 1976, 112, 309. Copyright 1976, Elsevier Sequoia SA.

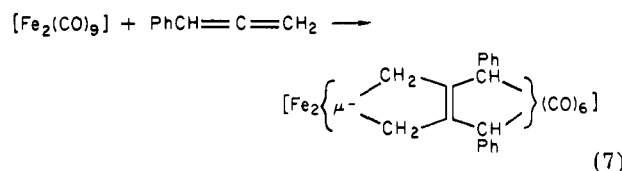
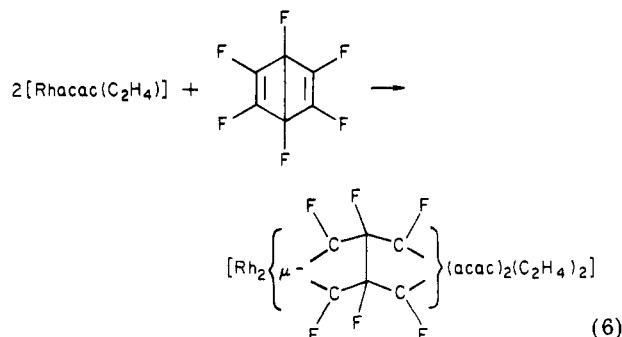
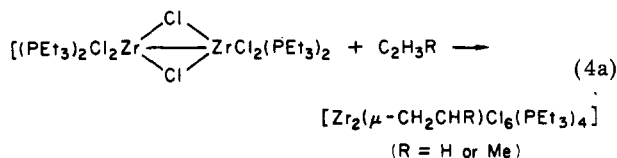
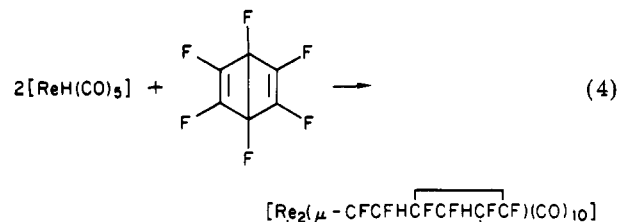
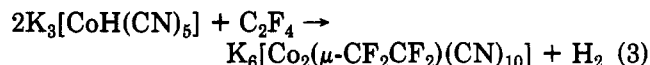
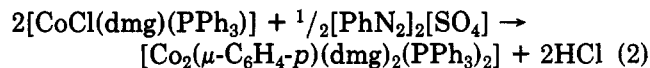
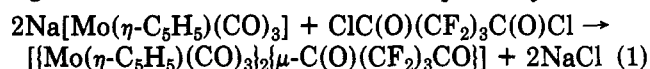
bond is weak. It would be interesting to compare the ethylene bridge in $[\text{Zr}_2(\eta\text{-C}_5\text{H}_5)_4(\mu\text{-CH}_2\text{CH}_2)(\text{AlClEt}_3)_2]$ with the related bridged species $[\text{Zr}_2(\mu\text{-CH}_2\text{CHR})(\text{Cl})_6(\text{PEt}_3)_4]$ ($\text{R} = \text{H}$ or Me) but to date no crystallographic data are available on the latter complexes.²⁵ The room temperature ^1H NMR spectrum of $[\text{Fe}_2(\eta\text{-C}_5\text{H}_5)_2(\mu\text{-C}_4\text{H}_4)(\text{CO})_4]$ shows unexpectedly two sharp singlets at τ 3.76 and 5.05 (relative intensity 2:5), with the former signal being broadened at -65°C ;²³ it was suggested that the molecule is stereochemically nonrigid leading to interconversion of C(1) and C(1') with C(2) and C(2') (see Figure 2). In each of the complexes $[\text{Fe}_2(\eta\text{-C}_5\text{H}_5)_2(\mu\text{-CH}_2)_m(\text{CO})_4]$ ($m = 3$, Figure 3 and $m = 4$, Figure 4) the iron atoms are joined by simple chains of σ -bonded CH_2 groups. Bond lengths are similar in both: $\text{Fe}-\text{CO}$ 1.75, $\text{C}-\text{O}$ 1.15, $\text{Fe}-\text{C}(\text{cp})$ 2.11, $\text{Fe}-\text{CH}_2$ 2.08, $(\text{cp})\text{C}-\text{C}(\text{cp})$ 1.41, and CH_2-CH_2 1.55 Å; bond angles at $\text{Fe}-\text{CH}_2-\text{CH}_2$ average 114° .¹⁷

B. Synthesis and Chemical Properties

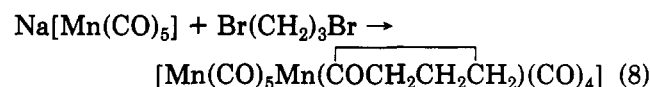
Synthetic procedures may be divided into seven categories: (a) salt elimination, (b) hydrogen halide elimination, (c) dihydrogen elimination, (d) alkane elimination, (e) insertion of an unsaturated hydrocarbon into a metal-metal or metal-hydrogen bond, (f) oxidative addition of an α,ω -dihalide or an unsaturated fluorocarbon to a low oxidation-state mononuclear metal complex, and (g) oxidative addition of a coupled unsaturated hydro- or fluorocarbon to a low oxidation-state mononuclear metal complex. These are il-

lustrated in eq 1-7, more detail being provided in Table IV.

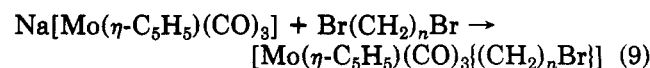
As for (a), many of the salt eliminations involve a metalate anion, such as $[\text{Mo}(\eta\text{-C}_5\text{H}_5)(\text{CO})_3]^-$, $[\text{Mn}(\text{C}-\text{O})_5]^-$, or $[\text{Fe}(\eta\text{-C}_5\text{H}_5)(\text{CO})_2]^-$, and an α,ω -dihalide, but of course only a limited number of compounds having significant metal-centered nucleophilicity exist.²⁶



Complications may involve an intramolecular nucleophilic attack on a coordinated acyl group, as in eq 8,²⁷

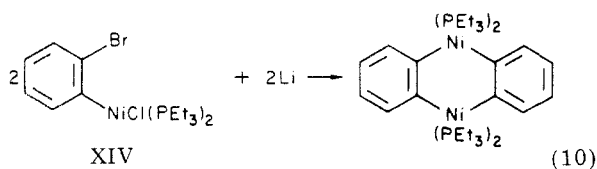


(possibly via $[\text{Mn}(\text{CO})_5\text{-M}\{\text{C}(\text{=O})\text{CH}_2\text{CH}_2\text{CH}_2\text{Br}\}(\text{CO})_4]$), or failure to obtain more than a monosubstitution product, as in eq 9.²⁸ Alternatively, the organic

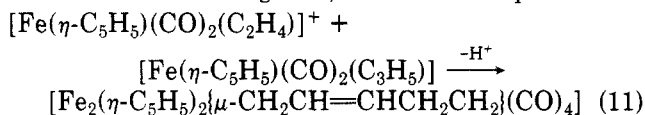


substrate may be α,ω -metalated and this is caused to react with a metal halide complex, as in the $p\text{-LiC}_6\text{F}_4\text{Li} + 2[\text{Fe}(\eta\text{-C}_5\text{H}_5)\text{CO}_2\text{I}]$ system.²⁹ A further variant in-

volves a bifunctional substrate such as XIV and Würtz coupling, as in eq 10.³⁰



A rather unusual hydrogen halide elimination involves coordinated ligands, as shown in eq 11.³¹



A remarkable series of reactions, involving bimolecular ethane elimination, leads inter alia to some crystallographically characterized zirconium(IV) complexes (Figure 1).³² The starting materials are $[\text{Zr}(\eta\text{-C}_5\text{H}_5)_2\text{Cl}_2]$ and $(\text{AlEt}_3)_2$ and the first formed product is $[\text{Zr}(\eta\text{-C}_5\text{H}_5)_2\text{Cl}(\text{Et})]$, which reacts with more triethylalane to yield the three compounds of Figure 1; one of these, $[\text{Zr}(\eta\text{-C}_5\text{H}_5)_2\{\text{CH}_2\text{CH}(\text{AlEt}_2)_2\}\text{Cl}]$, is converted into $[\text{Zr}_2(\eta\text{-C}_5\text{H}_5)_4\{\mu\text{-CH}_2\text{CH}_2\}\text{Cl}_2]$ upon treatment with tetrahydrofuran, whereby $\text{AlEt}_3 \cdot (\text{THF})$ is eliminated. It appears that the β -hydrogen atoms of $[\text{Zr}(\eta\text{-C}_5\text{H}_5)_2\text{CH}_2\text{CH}_2\text{Cl}]$ are sufficiently acidic to cleave the Al-Et bond of triethylalane, and this is borne out by labeling experiments; thus, use of $[\text{Al}(\text{CD}_2\text{CD}_3)_3]_2$ or $[\text{Al}(\text{CD}_2\text{C-H}_3)_2]_2$ afforded $\text{CD}_3\text{CH}_2\text{D}$ or CH_3CHD_2 , respectively. Detailed kinetic studies of these reactions, including the determination of kinetic isotope effects, have been carried out.³³ Corresponding binuclear titanium compounds were insufficiently stable to be characterized.³²

There are relatively few data concerning the chemical behavior of the alkylidenedimetal complexes. However, the Zr/Al complexes were studied in part in connection with their potential as soluble Ziegler-Natta polymerization catalysts. The complex $[\text{Zr}(\eta\text{-C}_5\text{H}_5)_2\{\text{CH}_2\text{CH}(\text{AlEt}_2)_2\}][\text{C}_5\text{H}_5]$ (Figure 1) is soluble in hydrocarbons and inserts α -olefins or 1,3-dienes but the products have not yet been characterized.¹⁶ The chlorine-containing complexes $[\text{Zr}(\eta\text{-C}_5\text{H}_5)_2\{\text{CH}_2\text{CH}(\text{AlEt}_2)_2\}\text{Cl}]$ and $[\text{Zr}_2(\eta\text{-C}_5\text{H}_5)_4\{\mu\text{-CH}_2\text{CH}_2\}(\text{ClAlEt}_3)_2]$ react with these unsaturated hydrocarbons upon addition of excess $(\text{AlEt}_3)_2$, and especially on addition of the triethylalane and water; dechlorination takes place, presumably with formation of aluminoxanes, to give very active homogeneous catalysts for the polymerization of α -olefins, particularly of ethylene.

III. μ -Geminal (1,1-) Alkylidenedimetal Complexes, $[\text{M}-(\text{C} \leftarrow) - \text{M}']$

A. Stoichiometry, Structures, and Bonding

Like the μ -vicinal alkylidenedimetal complexes, the bimetallic compounds considered in this section have σ -connectivities between each metal atom and bridging CH_2^{2-} group(s), or substituted methylene group(s), and are electron precise, i.e., there are 2-electron 2-center bonds (see Table III); the relevant structural unit is that shown in XV. Well-documented compounds are listed

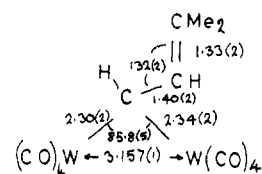
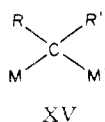


Figure 5. Selected parameters and schematic representation of the molecular structure of $[\text{W}_2(\mu\text{-CHCH}=\text{CMe}_2)(\text{CO})_8]$.⁴⁹

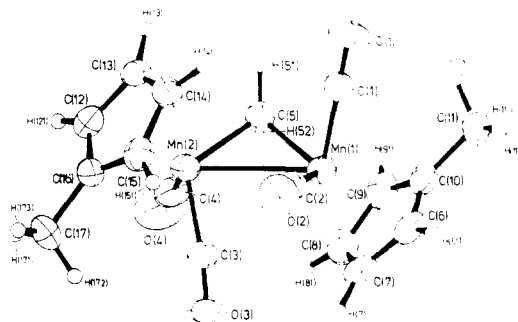


Figure 6. Schematic representation of the molecular structure of $[\text{Mn}_2(\eta\text{-C}_5\text{H}_4\text{Me})_2(\mu\text{-CH}_2)(\text{CO})_4]$: Mn-Mn 2.779 (1) Å, Mn-C(5) 2.013 (5) Å, Mn(1)-C(5)-Mn(2) 87.3 (2)°, H(51)-C(5)-H(52) 92 (8)°, C(5)-Mn(2)-Mn(1) 46.4 (1)°. Reproduced, with permission, from: Creswick, M.; Bernal, I.; Herrmann, W. A. *J. Organomet. Chem.* 1979, 172, C39. Copyright 1979; Elsevier Sequoia SA.

in Table V. Complexes of this type are sometimes referred to as having "bridging carbene" ligands. However, we shall not use this classification and reserve the term carbene-metal complex³⁴ to one in which the three coordinate ligating carbon atom is sp^2 -hybridized. The ligand may be found in mononuclear species, as in $[\text{W}\{\text{C}(\text{OMe})\text{Ph}\}(\text{CO})_5]$, or as a metallacarbene as in the dinuclear complex $[\text{Nb}_2(\text{CH}_2\text{SiMe}_3)_4(\mu\text{-CSiMe}_3)_2]$ (see section IV); for this reason such compounds are almost unique to the transition metals, double bonding to main-group metalloids being confined to those (P, As, or S) which form ylides.

The "bridging carbene" nomenclature is useful, nevertheless, in drawing attention to their isoelectronic relationship to "bridging carbonyls". This is significant and probably accounts for the fact that many of the known μ -geminal alkylidenedimetal complexes (a) contain carbonyl coligands, (b) alternatively or additionally have tertiary phosphine ligands, (c) are found in low metal oxidation state complexes, and (d) are often conveniently prepared using a diazoalkane (as a carbenoid) and a carbonylmetal complex as starting materials. Items (a) to (c) are reasonably rationalized in terms of the preference for binding of the soft CO, CRR' , or PR'_3 ligands to a soft metal center. The importance of point (d) is emphasized by the existence of a substantial review devoted in large part to this topic.³⁵ Like the many carbonyl-metal complexes, the $\mu\text{-CRR}'$ -dimetal complexes are generally rather stable and air-insensitive, which may account for the large amount of structural data now available (on more than 25 compounds, see Figures 5-32). The simplest type of compound which may be classified as a 1,1-alkylidenedimetal complex has a single CH_2 bridge, the first example of which was $[\text{Mn}_2(\eta\text{-C}_5\text{H}_4\text{Me})_2(\mu\text{-CH}_2)(\text{CO})_4]$, Figure 6, obtained in 1975,³⁶ from $[\text{Mn}(\eta\text{-C}_5\text{H}_4\text{Me})(\text{CO})_2(\text{THF})]$ and diazomethane.³⁶ A quite different type of complex has a CH_2 bridge between an early transition metal in high oxidation state and aluminium, as in $[\text{TiAl}(\mu\text{-CH}_2)(\eta\text{-C}_5\text{H}_5)_2\text{Me}_2(\mu\text{-Cl})]$, (XXIII),^{37,38} and

C38

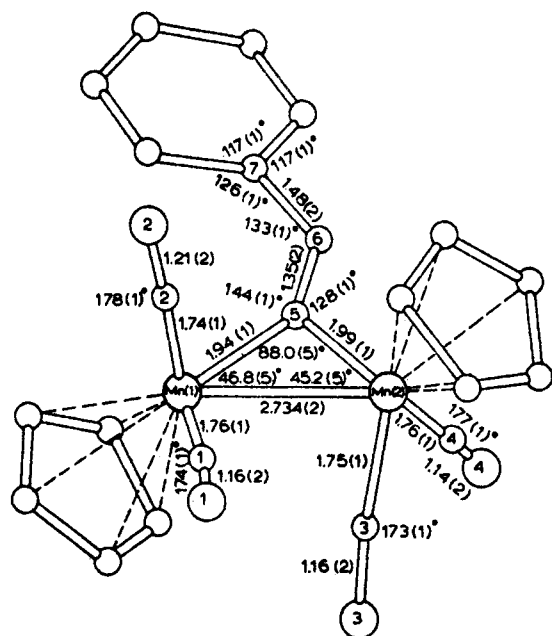


Figure 7. Schematic drawing of the molecular structure of $[\text{Mn}_2\{\mu\text{-C}(\text{CHPh})\}(\eta\text{-C}_5\text{H}_5)_2(\text{CO})_4]$. Reproduced, with permission, from: Nesmeyanov, A. N.; Aleksandrov, G. G.; Antonova, A. B.; Anisimov, K. N.; Kolobova, N. E.; Struchkov, Yu. T. *J. Organomet Chem.* 1976, 110, C36. Copyright 1976, Elsevier Sequoia SA.

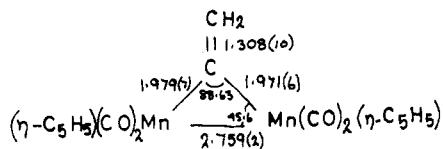


Figure 8. Schematic representation of the molecular structure of $[\text{Mn}_2\{\mu\text{-C}(\text{CH}_2)\}(\eta\text{-C}_5\text{H}_5)_2(\text{CO})_4]$.⁵¹ There is an 11° twist of the CCH_2 ligand about the double bond. The two $\eta\text{-C}_5\text{H}_5$ ligands are trans to one another.

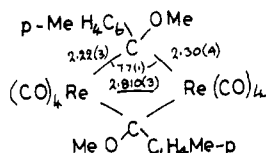


Figure 9. Schematic representation of the molecular structure of $[\text{Re}_2\{\mu\text{-C}(\text{OMe})\text{C}_6\text{H}_4\text{Me}\}_2(\text{CO})_8]$.⁵⁰

$[\text{TaAl}\{\mu\text{-CH}_2\}(\eta\text{-C}_5\text{H}_5)_2\text{Me}_4]$, (XXIV).³⁹ The $\mu\text{-CH}_2$ chemical shifts are at 1.51 τ (^1H) and 188 ppm (^{13}C) (or 0.90 τ and 204 ppm for the analogue having $\mu\text{-CH}_3$ rather than $\mu\text{-Cl}$) for the former,³⁷ and 2.32 τ and 177 ppm for the latter.³⁹ The AlMe_3 moiety may be considered as inhibiting "the catastrophic decomposition of $[\{\text{Ti}(\eta\text{-C}_5\text{H}_5)_2\text{CH}_3\}_2]$ " and dictates the abstraction of hydrogen from methyl rather than cyclopentadienyl groups.³⁷

As elsewhere in this Review, trinuclear complexes are excluded: the majority of these are triangular, e.g., the seminal compound XVI,⁴⁰ but a rare chain cation XVII⁴¹ has also been structurally characterized. Com-

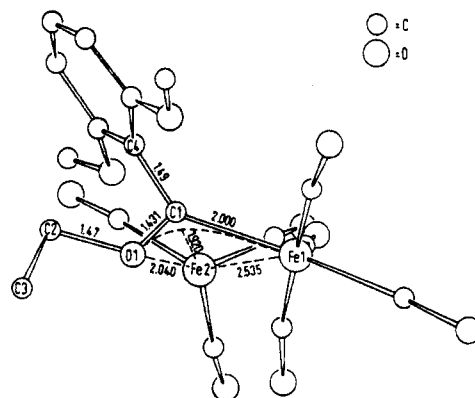
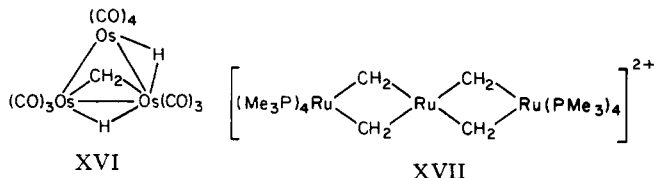


Figure 10. Schematic representation of the molecular structure of $[\text{Fe}_2\{\mu\text{-C}(\text{OEt})\text{C}_6\text{H}_3(\text{OMe})_2\text{-2,6}\}(\text{CO})_7]$. Reproduced, with permission, from: Fischer, E. O.; Winkler, E.; Huttner, G.; Regler, G.; *Angew. Chem., Int. Ed. Engl.* 1972, 11, 238. Copyright 1972, Verlag Chemie GmbH. (See also Huttner, G.; Regler, G. *Chem. Ber.* 1972, 105, 2726.) The molecule appears to be two electrons short of satisfying EAN requirements, and thus an $\text{Fe}(1) \rightarrow \text{Fe}(2)$ dative bond is suggested.

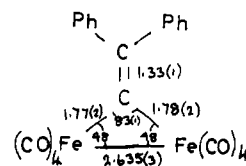


Figure 11. Selected parameters and schematic representation of the molecular structure of $[\text{Fe}_2(\mu\text{-C}=\text{CPh}_2)(\text{CO})_8]$.⁵⁵

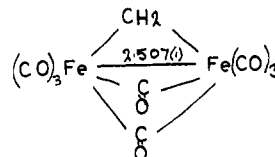


Figure 12. Schematic representation of the molecular structure of $[\text{Fe}_2(\mu\text{-CH}_2)(\mu\text{-CO})_2(\text{CO})_8]$ ["isostructural" with $[\text{Fe}_2(\text{CO})_9]$];⁴⁷ $\mu\text{-CH}_2$ and $(\mu\text{-CO})$'s disordered.

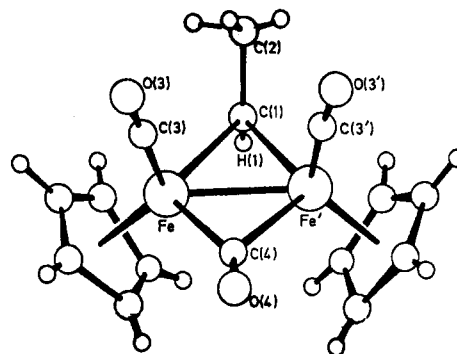


Figure 13. Schematic representation of the molecular structure of *cis*- $[\text{Fe}_2(\text{CO})_2(\mu\text{-CO})(\mu\text{-CHMe})(\eta\text{-C}_5\text{H}_5)_2]$. Bond lengths: Fe-Fe' 2.520 (1), Fe-C(1) 1.986 (3), Fe-C(3) 1.747 (3), Fe-C(4) 1.902 (3), C(1)-C(2) 1.513 (6), C(3)-O(3) 1.151 (4), C(4)-O(4) 1.183 (5) Å. Angles: Fe-C(1)-Fe' 78.8 (1), Fe-C(4)-Fe' 83.0 (1), H(1)-C(1)-C(2) 112 (2.5)°. Reproduced, with permission, from: Dyke, A. F.; Knox, S. A. R.; Naish, P. J.; Orpen, A. G. *J. Chem. Soc., Chem. Commun.* 1980, 441. Copyright 1980, The Chemical Society, London.

pond XVI is of interest for (a) its mode of preparation, insertion of CH_2 (from CH_2N_2) into $[\text{Os}_3(\mu\text{-H})_2(\text{CO})_{10}]$; (b) the neutron diffraction results; (c) its conversion to a $\mu\text{-CH}_3$ isomer; and (d) its conversion into a $\mu\text{-CH}$ complex (see section IVA).

As evident from the illustrated structural data of

Table V. μ -Geminal (1,1)-Alkylidenedimetal Complexes (See Also Table Va)

| compound | preparation | comments | ref |
|---|--|---|-------------------|
| $[\text{Ta}_2(\eta\text{-C}_5\text{Me}_4\text{Et})_2\text{Cl}_2(\mu\text{-CHOPMe}_3)(\mu\text{-O})(\text{H})]$ | $[[\text{Ta}(\eta\text{-C}_5\text{Me}_4\text{Et})_2\text{Cl}_2(\text{H})(\mu\text{-CHO})] + \text{PMe}_3]$ | X-ray shows Ta-Ta asymmetrically bridged by a $>\text{CHPMe}_3$ phosphonium ylide fragment | a |
| $[\text{CrPt}\{\mu\text{-C}(\text{CO}_2\text{Me})\text{Ph}\}(\text{CO})_4(\text{PMe}_3)_3]$ | $[\text{L}_4\text{L}'\text{Cr}(\mu\text{-CPh})\text{PtL}'_4] + \text{MeO}^- (\text{L} = \text{CO}, \text{L}' = \text{PMe}_3)$ | X-ray analysis (Figure 31), <i>p</i> -tolyl derivative prepared for Cr and W | 46 |
| $[\text{Mo}_2(\eta\text{-C}_5\text{H}_5)_2(\text{CO})_4\{\mu\text{-C}(\text{C}_6\text{H}_4\text{Me-p})_2\}]$ | $[\text{Mo}_2(\eta\text{-C}_5\text{H}_5)_2(\text{CO})_4] + \text{N}_2\text{CR}_2$ | X-ray, semibringing carbonyl | b |
| $[\text{Mo}_2(\eta\text{-C}_5\text{H}_5)_2(\mu\text{-CHCH}=\text{CMe}_2)(\mu\text{-CO})(\text{CO})_3]$ | $[\text{Mo}_2(\eta\text{-C}_5\text{H}_5)_2(\text{CO})_4] + \sum$ | X-ray | c |
| $[\text{W}_2(\mu\text{-CHCH}=\text{CMe}_2)(\text{CO})_n] (n = 8 \text{ or } 9)$ | $\text{MeLi} + [\text{MeOC}(\text{Me})=\text{W}(\text{CO})_5]$ | X-ray (Figure 5, $n = 8$) | d, 49 ($n = 9$) |
| $[\text{WRe}\{\mu\text{-C}(\text{PMe}_3)(\text{Ph})\}(\mu\text{-CO})(\text{CO})_8]$ | $[\text{WRe}(\text{CPh})(\text{CO})_9] + \text{PMe}_3$ | X-ray (Figure 59). Cr analogue also prepared | 60 |
| $[\text{Mn}_2(\eta\text{-C}_5\text{H}_4\text{R})_2(\mu\text{-CH}_2)(\text{CO})_4]$ | $[\text{Mn}(\eta\text{-C}_5\text{H}_4\text{R})(\text{CO})_2(\text{THF})] + \text{CH}_2\text{N}_2$ | cis and trans isomers formed, R = H or Me (Figure 6) | 36 |
| $[\text{Mn}_2(\eta\text{-C}_5\text{H}_5)_2(\mu\text{-C}=\text{CHPh})(\text{CO})_4]$ | $[\text{Mn}(\eta\text{-C}_5\text{H}_5)(\text{CO})_2(\text{THF})] + \text{PhC}\equiv\text{CPh}/h\nu$ | X-ray, Re ₂ and Mn/Re complexes also prepared (Figure 7) | 83, 84, e |
| $[\text{Mn}_2(\eta\text{-C}_5\text{H}_5)_2(\mu\text{-C}=\text{CHCO}_2\text{Me})(\text{CO})_4]$ | $[\text{Mn}(\eta\text{-C}_5\text{H}_5)(\text{CO})_2(\text{C}=\text{CHCO}_2\text{Me})] + [\text{Mn}(\eta\text{-C}_5\text{H}_5)(\text{CO})_2(\text{OEt}_2)]$ | X-ray (Figure 5, $n = 8$) | d, 49 ($n = 9$) |
| $[\text{Mn}_2(\eta\text{-C}_5\text{H}_5)_2(\mu\text{-C}=\text{C}=\text{CR}_2)(\text{CO})_4]$ | $[\text{Mn}(\eta\text{-C}_5\text{H}_5)(\text{CO})_2(\text{OEt}_2)] + [\text{Mn}(\eta\text{-C}_5\text{H}_5)(\text{CO})_2(\text{C}=\text{C}=\text{CR}_2)]$ | X-ray (Figure 59). Cr analogue also prepared | 60 |
| $[\text{Mn}_2(\eta\text{-C}_5\text{H}_5)_2(\mu\text{-C}=\text{C}=\text{CH}_2)(\text{CO})_4]$ | $[\text{Mn}(\eta\text{-C}_5\text{H}_5)(\text{CO})_2(\text{THF})] + \text{HC}\equiv\text{CH}$ | X-ray, Re ₂ and Mn/Re complexes also prepared (Figure 7) | 83, 84, e |
| $[\text{Mn}_2(\eta\text{-C}_5\text{H}_5)_2(\mu\text{-C}=\text{C}=\text{CH}_2)(\text{CO})_4]$ | $[\text{Mn}(\eta\text{-C}_5\text{H}_5)(\text{CO})_2(\text{THF})] + \text{HC}\equiv\text{CH}$ | X-ray (Figure 7) | 85 |
| $[\text{Re}_2\{\mu\text{-C}(\text{OMe})\text{R}\}_2(\text{CO})_8]$ | $[\text{Re}_2(\text{CO})_{10}] + \xrightarrow{(1) 2\text{LiR}} (2) [\text{Me}_3\text{O}][\text{BF}_4]$ | R = Bu- <i>t</i> , C ₆ H ₁₁ , Ph, CH ₂ Ph | 86 |
| $[\text{Fe}_2(\mu\text{-CH}_2)(\mu\text{-CO})_2(\text{CO})_6]$ | $[\text{Fe}_2(\text{CO})_8]^{2-} + \text{CH}_2\text{I}_2$ | X-ray (Figure 8) | 51 |
| $[\text{Fe}_2(\eta\text{-C}_5\text{H}_5)_2(\mu\text{-CHMe})(\mu\text{-CO})(\text{CO})_2]$ | $[\text{M}_2(\eta\text{-C}_5\text{H}_5)_2(\text{CO})_2\{\text{CH}=\text{CHC}(\text{O})\}] + \xrightarrow{1. \text{HBF}_4} 2. \text{NaBH}_4$ | X-ray, R = <i>p</i> -C ₆ H ₄ Me (Figure 9) | 50 |
| $[\text{Fe}_2(\mu\text{-CHPh})(\text{CO})_8]$ | $[\text{Fe}(\text{CO})_4(\text{C}(\text{Ph})\text{OLi})] + [\text{Me}_3\text{O}][\text{BF}_4]$ | X-ray (Figure 12); μ -CHR analogues also (e.g., R = Me, <i>i</i> -Pr, OMe, CO ₂ Et) | 47 |
| $[\text{Fe}_2(\eta\text{-C}_5\text{H}_5)_2\{\mu\text{-C}(\text{CN})_2\}(\mu\text{-CO})(\text{CO})_2]$ | $\text{Na}[\text{Fe}(\eta\text{-C}_5\text{H}_5)(\text{CO})_2] + \text{Br}_2\text{C}(\text{CN})_2$ | X-ray (Figure 13) | 79 |
| $[\text{Fe}_2(\mu\text{-CF}_2)(\mu\text{-CO})(\text{CO})_6]$ | $[\text{Fe}(\text{CO})_5] + \text{CF}_2\text{Br}_2/h\nu$ | low yield | f |
| $[\text{Fe}_2(\mu\text{-C}=\text{CPh}_2)(\text{CO})_8]$ | $[\text{Fe}_2(\text{CO})_9] + \text{Ph}_2\text{C}=\text{C}=\text{O}/h\nu$ | X-ray (Figure 11) | 72 |
| $[\text{Fe}_2(\mu\text{-CFCF}_3)(\mu\text{-SMe})_2(\text{CO})_6]$ | $[\text{Fe}_2\{\mu\text{-CF}_2\text{CF}_2\}(\mu\text{-SMe})_2(\text{CO})_6]/\Delta$ | X-ray (cf. reaction of $[\text{Fe}(\mu\text{-SMe})(\text{CO})_3]_2$ and CF_2CF_2 at low temperatures gives $[\text{Fe}_2\{\mu\text{-CF}_2\text{CF}_2\}(\mu\text{-SMe})_2(\text{CO})_6]$) | 64 55 g |
| $[\text{Fe}_2(\eta\text{-C}_5\text{H}_5)_2(\mu\text{-CHCO}_2\text{R})(\text{CO})_2(\mu\text{-CO})]$ | $[\text{Fe}(\eta\text{-C}_5\text{H}_5)(\text{CO})_2] + \text{N}_2\text{CHCO}_2\text{R} \xrightarrow{h\nu}$ | R = Et or Bu- <i>t</i> (X-ray) | h |
| $[\text{Fe}_2(\eta\text{-C}_5\text{H}_5)_2\{\mu\text{-C}=\text{C}(\text{CN})_2\}(\mu\text{-CO})(\text{CO})_2]$ | $\text{Na}[\text{Fe}(\eta\text{-C}_5\text{H}_5)(\text{CO})_2] + \text{Cl}_2\text{C}=\text{C}(\text{CN})_2$ | X-ray, 2 isomers (Figure 15) | 72, i |
| $[\text{Fe}_2(\eta\text{-C}_5\text{H}_5)_2\{\mu\text{-C}=\text{C}(\text{Ph})\text{CH}_2\text{R}\}(\mu\text{-CO})(\text{CO})_2]$ | $\text{Na}[\text{Fe}(\eta\text{-C}_5\text{H}_5)(\text{CO})_2] + \text{Cl}-\text{C}(\text{Ph})-\text{C}(\text{R})-\text{Cl}$ | R = H or Ph | j |
| $[\text{Fe}_2(\text{CO})_5] + \xrightarrow{h\nu} [\text{Fe}(\text{CO})_5] + \text{C}_6\text{H}_5(\text{OMe})_2\text{Li}$ | $[\text{Fe}(\text{CO})_5] + 2. [\text{Et}_3\text{O}][\text{BF}_4]$ | X-ray (Figure 14) | 68 |
| $[\text{Fe}_2\{\mu\text{-C}(\text{C}_6\text{H}_5(\text{OMe})_2, 2, 6)\text{OEt}\}(\text{CO})_7]$ | $[\text{Fe}(\text{CO})_5] + 2. [\text{Et}_3\text{O}][\text{BF}_4]$ | X-ray (Figure 10) | 88 |
| $[\text{Fe}_2(\mu\text{-C}=\text{N}(\text{Et})_2)_2(\text{CO})_6]$ | $[\text{Fe}(\text{CO})_5] + \text{Et}_2\text{NC}=\text{CNEt}_2$ | X-ray, reaction involves the breaking of a C≡C bond | 115 |
| $[\text{Ru}_2(\mu\text{-CH}_2)_2(\text{PMe}_3)_6]$ | $[\text{Ru}_3\text{O}(\text{OAc})(\text{H}_2\text{O})_3]\text{OAc} + \text{MgMe}_2 + \text{PMe}_3$ | X-ray (Figure 16) | 75 |
| $[\text{Ru}_2(\mu\text{-CH}_2)_2(\mu\text{-CH}_3)(\text{PMe}_3)_6]^+$ | $[\text{Ru}_3\text{O}(\text{OAc})(\text{H}_2\text{O})_3]\text{OAc} + \text{MgMe}_2 + \text{PMe}_3 + \text{H}[\text{BF}_4]$ | X-ray (Figure 17) | 75 |
| $[\text{Ru}_2(\mu\text{-CH}_2)_2(\text{PMe}_3)_6]^{2+}$ | $[\text{Ru}_3\text{O}(\text{OAc})(\text{H}_2\text{O})_3]\text{OAc} + \text{MgMe}_2 + \text{PMe}_3 + 2\text{H}[\text{BF}_4]$ | X-ray (Figure 18) | 75 |

Table V (Continued)

| compound | preparation | comments | ref |
|---|--|--|--------|
| $[\text{Pt}_2(\mu\text{-CH}_2)(\mu\text{-Ph}_2\text{PCH}_2)_2\text{Cl}_2]$ | $[\text{Pt}(\text{Ph}_2\text{PCH}_2)_2\text{Cl}_2] + \text{CH}_3\text{N}_2$ | X-ray | 54, r |
| $[\text{Pt}_2\{\mu\text{-C}(\text{CF}_3)_2\}(\text{COD})_2]$ | $[\text{Pt}(\text{COD})_2] + \text{CF}_3\text{CF}=\text{CF}_2$ (or $+\text{CF}_2=\text{CFH}$) | COD = cyclooctadiene, Pd complex also isolated (X = CF_3), X = CF_3 or H | 66 |
| $[\text{Pt}_2(\mu\text{-CHCF}_3)_2(\text{COD})_2]$ | as above | not isolated, characterized by ^{19}F NMR | 66 |
| $[\text{Pt}_2\{\mu\text{-C}(\text{OMe})\text{Ph}\}(\text{CO})_2(\text{PMeBu-}t_2)_2]$ | reaction byproduct in prepn. of Pt_2Cr complex (see below) | low yield byproduct | 71, s |
| $[\text{PtM}\{\mu\text{-C}(\text{OMe})\text{R}\}(\text{CO})_5(\text{PMe}_3)_2]$ | $[\text{M}(\text{CO})_5=\text{C}(\text{OMe})\text{R}] + [\text{Pt}(\text{C}_2\text{H}_4)_3] + 2\text{PMe}_3$ | M = Cr, Mo, or W, X-ray (M = W, R = Ph) (Figure 32) | 69, 70 |
| $[\text{MMn}(\eta\text{-C}_5\text{H}_5)\{\mu\text{-C}(\text{OMe})\text{Ph}\}(\text{CO})_2(\text{PMe}_3)_2]$ | $[\text{Mn}(\eta\text{-C}_5\text{H}_5)(\text{CO})_2(\text{C}(\text{OMe})\text{Ph})] + \text{PMe}_3 + [\text{Pt}(\text{C}_2\text{H}_4)_3]$ or $+ [\text{Ni}(\text{COD})_2]$, or $+ [\text{Pd}(\text{dibenzylideneacetone})_2]$ | R = Me or Ph M = Ni, Pd, or Pt, general reaction: $\equiv\text{M}=\text{CRR}^1 + \text{M}(\text{O})$, adding a metal(O) complex across a metal-carbene double bond | 69, 70 |
| $[\text{PtMn}(\mu\text{-C}=\text{CHCH}_2\text{CH}_2\text{O})(\text{CO})_4(\text{PMe}_3)_2]$ | $[\text{Mn}_2(\text{CO})_9(\text{COCH}_2\text{CH}_2\text{CH}_2)] + [\text{Pt}(\text{C}_2\text{H}_4)_3] + 2\text{PMe}_3$ | X-ray, 2 isomers | 70, t |
| $[\text{Pt}_2\{\mu\text{-C}(\text{O})(\text{CPh})_2\}(\text{Bu-}t\text{-NC})_4]$ | $[\text{Pt}_2(\text{Bu-}t\text{-NC})_6] \text{ PhC}=\text{CPhC}(\text{O})$ | X-ray, can replace 2Bu- <i>t</i> -NC by COD; HBF_4 protonates C=O (Figure 28) | 67 |
| $[\text{U}_2(\eta\text{-C}_5\text{H}_5)_4\{\mu\text{-CH}(\text{CH})\text{PPh}_2\text{CH}_2\}_2]$ | $[\text{U}(\eta\text{-C}_5\text{H}_5)_3\text{Cl}] + \text{Li}(\text{CH}_2)_2\text{PPh}_2$ | X-ray, the normal mode of ylide bonding is $\text{M}-\text{CH}_2\text{-P}(\text{C})-\text{CH}_2\text{-M}$ (Figure 29) | 59 |
| $[\text{Au}(\text{PPh}_3)_2][\mu\text{-C}(\text{CN})_2]$ | $\text{CH}_2(\text{CN})_2 + [\text{Au}(\text{PPh}_3)]_2\text{O}[\text{BF}_4] + \text{K}_2\text{CO}_3$ | X-ray | w |
| $[\text{H}_2\text{Os}_3(\mu\text{-CH}_2)_2(\text{CO})_{10}]$ | Selected Examples of Trimetallic Complexes | | |
| $[\text{H}_2\text{Os}_3(\mu\text{-C}(\text{PEt}_2)_2\text{R})(\text{CO})_9]$ | $[\text{H}_2\text{Os}_3(\text{CO})_{10}] + \text{CH}_2\text{N}_2$ | X-ray | 40 |
| $[\text{Ni}_3\{\mu\text{-C}(\text{OMe})\text{Ph}\}_3(\text{CO})_3]$ | $[\text{Os}_3(\text{CO})_{12}] + \text{PEt}_3/\Delta$ | can replace one CO by PEt_3 , R = H or Me | u |
| $[\text{Pt}_3\{\mu\text{-C}(\text{OMe})\text{Ph}\}(\mu\text{-CO})_2(\text{PR}_3)_3]$ | $[\text{Ni}(\text{CO})_4] + [\text{Mo}(\eta\text{-C}_5\text{H}_5)\text{NO}(\text{CO})\{\text{C}(\text{OMe})\text{Ph}\}]$ | not well-characterized | u |
| $[\text{Pt}_2\text{M}\{\mu\text{-C}(\text{OMe})\text{Ph}\}(\mu\text{-CO})_2(\text{CO})_4(\text{PR}_3)_2]$ | reaction byproduct in prepn. of Pt_2Cr complex (see below) | analogous complexes isolated with one or both bridging carbonyls replaced by the carbene ligand $\{\text{C}(\text{OMe})\text{Ph}\}$ | 71, s |
| | $[\text{Pt}(\text{C}_2\text{H}_4)_2\text{PR}_3] + [\text{M}(\text{CO})_3\{\text{C}(\text{OMe})\text{Ph}\}]$ | M = Cr or W X-ray, M = W $\text{PR}_3 = \text{P}(\text{cyclohexyl})_3$ or $\text{PBu-}t_3\text{M}$ | 71, s |

^a Belmonte, P.; Schrock, R. R.; Churchill, M. R.; Youngs, W. J. *J. Am. Chem. Soc.* 1980, 102, 2858. ^b Messerle, L.; Curtis, M. D. *J. Am. Chem. Soc.* 1980, 102, 7789. ^c Barker, G. K.; Carroll, W. E.; Green, M.; Welch, A. J. *J. Chem. Soc., Chem. Commun.* 1980, 1071. ^d Levisalles, J.; Rudler, H.; Dahan, F.; Jeannin, Y. *J. Organomet. Chem.* 1980, 187, 233. ^e Antonova, A. B.; Kolobova, N. E.; Petrovsky, P. V.; Lokshin, B. V.; Obezuyuk, N. S. *J. Organomet. Chem.* 1977, 137, 55. Nesmeyanov, A. N.; Aleksandrov, G. G.; Antonova, A. B.; Anisimov, K. N.; Kolobova, N. E.; Struchkov, Yu. T. *Ibid.* 1976, 110, C36. Kolobova, N. E.; Antonova, A. B.; Khitrova, O. M. *Ibid.* 1978, 146, C17. ^f Fischer, E. O.; Kiener, V.; Fischer, R. D. *J. Organomet. Chem.* 1969, 16, P60; 1970, 23, 215. ^g Bonnet, J. J.; Mathieu, R.; Poilblanc, R.; Ibers, J. A. *J. Am. Chem. Soc.* 1979, 101, 7487. ^h Herrmann, W. A.; Plank, J.; Creswick, M. Z. *Naturforsch. B: Anorg. Chem., Org. Chem.* 1980, 35B, 680. ⁱ Kirchner, R. M.; Ibers, J. A. *J. Organomet. Chem.* 1974, 82, 243. ^j Marten, D. F.; Dehmlow, E. V.; Hanlon, D. J.; Hossain, M. B.; Helm, D. van der *J. Am. Chem. Soc.* 1981, 103, 4940. ^k Herrmann, W. A.; Huggins, J. M.; Reiter, B.; Bauer, C. *J. Organomet. Chem.* 1981, 214, C19. ^l Herrmann, W. A.; Steffl, I. *Chem. Ber.* 1980, 113, 1377. ^m Cooke, J.; Cullen, W. R.; Green, M.; Stone, F. G. A. *J. Chem. Soc. A* 1969, 1872. Booth, B. L.; Haszeldine, R. N.; Inglis, T. *J. Chem. Soc., Dalton Trans.* 1975, 1449. ⁿ Palyi, G.; Vátradi, G.; Vizi-Orosz, A.; Marko, L. *J. Organomet. Chem.* 1975, 90, 85. Guthrie, D. J. S.; Khand, I. U.; Knox, G. R.; Hollmeier, J.; Pauson, P. L.; Watis, W. E. *Ibid.* 1975, 90, 93. ^o Yamamoto, T.; Garber, A. R.; Wilkinson, J. R.; Boss, C. R.; Streib, W. E.; Todd, L. J. *J. Chem. Soc., Chem. Commun.* 1974, 354. ^q Schmidt, G. F.; Muetterties, E. L.; Beno, M. A.; Williams, J. M. *Proc. Natl. Acad. Sci. U.S.A.* 1981, 78, 1318. ^r Brown, M. P.; Fisher, J. R.; Puddephatt, R. J.; Seddon, K. R. *Inorg. Chem.* 1979, 18, 2808. ^s Ashworth, T. V.; Berry, M.; Howard, J. A. K.; Laguna, M.; Stone, F. G. A. *J. Chem. Soc., Chem. Commun.* 1979, 45; *J. Chem. Soc., Dalton Trans.* 1980, 1615. ^t Ashworth, T. V.; Berry, M.; Howard, J. A. K.; Laguna, M.; Stone, F. G. A. *J. Chem. Soc., Chem. Commun.* 1979, 43. ^u Deeming, A. J. *J. Organomet. Chem.* 1977, 128, 63. ^v Fisher, E. O.; Beck, H. *J. Angew. Chem., Int. Ed. Engl.* 1970, 9, 72. ^w Smyslova, E. I.; Perevalova, E. G.; Dyadchenko, V. P.; Grandberg, K. I.; Slovokhotov, Yu. L.; Struchkov, Yu. T. *J. Organomet. Chem.* 1981, 215, 269.



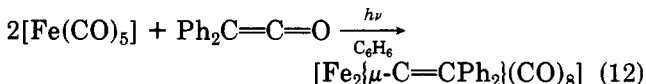
Figures 5-32, for some μ -alkylidenedimetal complexes there is a single CRR' bridge, whereas for others there is an additional CRR' bridge, a μ -CO, or other connectivity. For the first type, extended Hückel MO calculations suggest a dimetallacyclopropane structure XVIII with significant MM' bonding and a relatively high electron density at the bridgehead carbon.⁴² Consistent with this description are the protonation reactions (section IIIC) and ¹³C NMR data;³⁵ e.g., the carbon-13 chemical shift for μ -CH₂ in [Mn₂(μ -CH₂)(η -C₅H₄Me)₂(CO)₄] is at 150 ppm and is generally found in the range 100-200 ppm for related μ -CRR' complexes, in contrast to the 240-440 ppm for terminal RR'C=metal complexes.³⁴ However, as stated earlier, such comparison is unrealistic, because hybridization in XVIII approximates to sp³ whereas in RR'C=metal complexes C_{carb} is sp². In [Co₂{ μ -CH₂}(η -C₅H₅)₂(μ -CO)],⁴³ [Co₂{ μ -CPh₂}(η -C₅H₅)₂(μ -CO)],⁴⁴ or [Rh₂{ μ -CH₂}(η -C₅Me₅)₂(μ -CO)]⁴⁵ a metal-metal double bond has been proposed, on the basis of analogy with [Co₂(η -C₅H₅)₂(μ -CO)₂] and the EAN rule, whence such compounds might be described as dimetallacyclopropenes.

The μ -CRR' ligand may be semibridging rather than symmetrical, as in [CrPt{ μ -C(CO₂Me)Ph}(CO)₄(PMe₃)₃], Figure 31;⁴⁶ this is a further parallel with a μ -CO ligand. Another example is [Fe₂{ μ -CH₂}(μ -CO)₂(CO)₆], which has a solid state geometry (Figure 12) isostructural with [Fe₂(CO)₉];⁴⁷ although in solution the IR spectrum shows only terminal CO's, hence probably the structure is of the isomer [Fe₂{ μ -CH₂}(CO)₈]. In contrast with [Rh₂(μ -CH₂)(η -C₅H₅)₂(CO)₂],³⁵ some analogues [Rh₂(μ -CRR')(η -C₅Me₅)₂(CO)₂], readily decarbonylate to yield the carbonyl-bridged complex [Rh₂(μ -CRR')(μ -CO)(η -C₅Me₅)₂].

For complexes of the type XVIII, it has been noted that (a) the M-M' distance is similar to that of the (μ -CO)₂ analogue, and (b) the internal angle α is far less sensitive than the external angle β to changes in the variables M, M', R, and R'.^{48a} e.g., $\alpha = 81.7$ (1)° and $\beta = 115.9$ (4)° in [Mn₂{ μ -CH₂}(η -C₅H₄Me)₂(CO)₄],^{48b} (Figure 6), but $\alpha = 86.9$ (2)° and $\beta = 92$ (2)° in [Rh₂{ μ -CH₂}(η -C₅H₅)₂(CO)₂],^{48c} (Figure 27).

B. Synthesis

The first compound having a μ -alkylidene type structure, [Co₂{ μ -COC(O)CH=CH}(μ -CO)(CO)₆], Figure 24, a γ -lactone-derived complex, was prepared in 1959^{52a} from [Co₂(μ -HCCH)(CO)₆] and CO but not recognized as such until 1967;^{52b} the first μ -vinylidenedimetal complex was [Fe₂(μ -C=CPh₂)(CO)₈], Figure 11, obtained by a deoxygenation of diphenylketene, (eq 12).⁵³ This may be regarded as a *carbene insertion*



reaction (if it is assumed that the first formed binuclear complex is [Fe₂(CO)₉] into a metal-metal bond, in this case of a vinylidene carbene Ph₂C=C:. As mentioned in section IIIA., diazoalkanes provide an alternative source of carbene,³⁵ as in eq 13 (dppe =

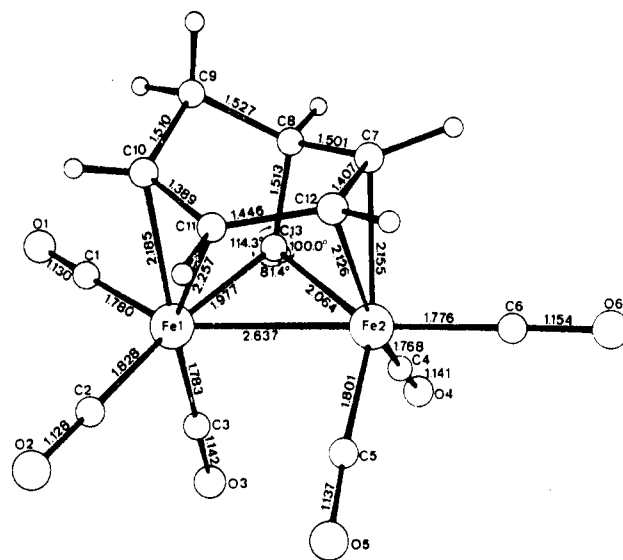


Figure 14. Schematic representation of the molecular structure of a (μ -methylidyne)(μ -cyclohexa- η^2 -diene)diiron(0) complex [Fe₂(μ -CH)(μ - η^2 , η^2 -CHCH=CHCH=CHCH₂)(CO)₆]. Reproduced, with permission, from: Aumann, R.; Wörmann, H.; Krüger, C. *Angew. Chem., Int. Ed. Engl.* 1976, 15, 609. Copyright 1976, Verlag Chemie GmbH.

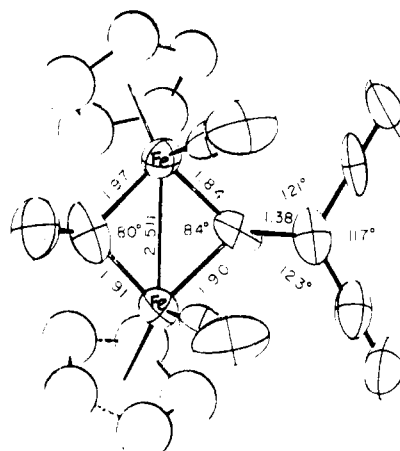
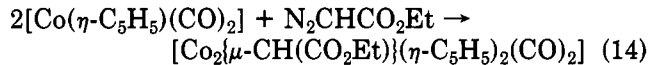
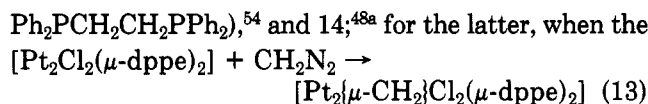
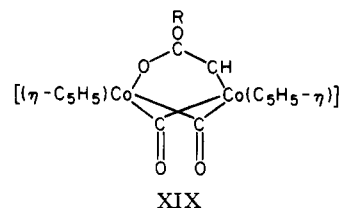


Figure 15. ORTEP drawing of *cis*-[Fe₂{ μ -C=C(CN)₂}(η -C₅H₅)₂(μ -CO)(CO)₂]. Reproduced, with permission, from: Kirchner, R. M.; Ibers, J. A. *J. Organomet. Chem.* 1974, 82, 243. Copyright 1979, Elsevier Sequoia SA.



reaction was carried out in THF at -90 °C an intermediate XIX was isolated which undergoes dynamic



behavior in solution via pairwise scrambling (¹³C NMR)^{48a} yielding [Co₂{ μ -CH(CO₂Et)}(η -C₅H₅)₂(CO)₂] by an intramolecular first-order process. This shows that the designation "carbene insertion reaction" should be regarded as a convenient formalism rather than a

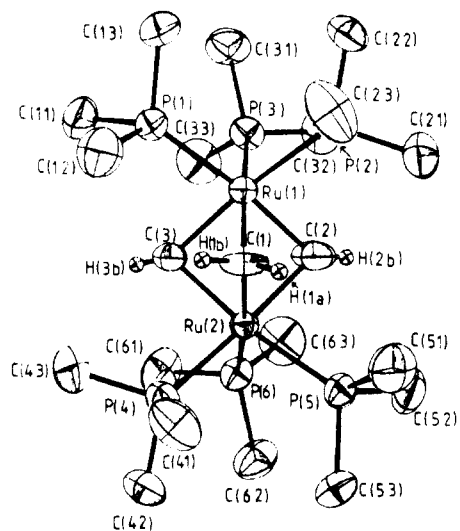


Figure 16. ORTEP drawing of the molecule $[\text{Ru}_2(\mu\text{-CH}_2)_3(\text{PMe}_3)_6]$. Reproduced, with permission, from: Hursthouse, M. B.; Jones, R. A.; Malik, K. M. A.; Wilkinson, G. *J. Am. Chem. Soc.* **1979**, *101*, 4128. Average Ru-C and Ru-P distances are 2.107 and 2.336 Å, respectively, Ru-Ru = 2.650 (1) Å, and RuCRu angle $\approx 78^\circ$.

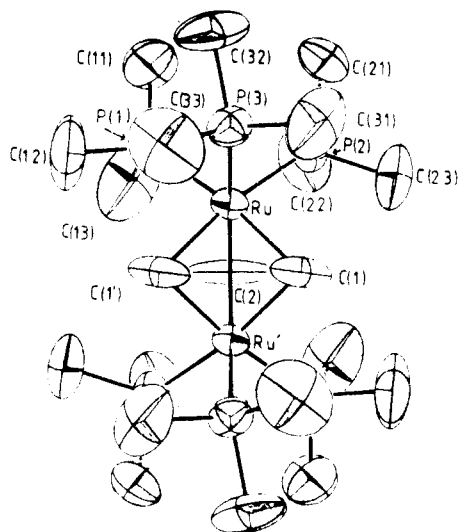
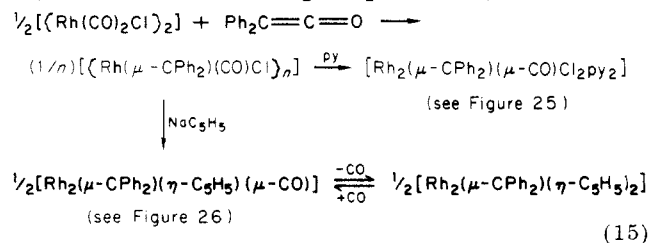


Figure 17. ORTEP drawing of the molecule $[\text{Ru}_2(\mu\text{-CH}_2)_2(\mu\text{-CH}_3)(\text{PMe}_3)_6]^+$ cation. Reproduced, with permission, from: Hursthouse, M. B.; Jones, R. A.; Malik, K. M. A.; Wilkinson, G. *J. Am. Chem. Soc.* **1979**, *101*, 4128. A $\mu\text{-CH}_2$ in C_2 axis and second CH_2 and CH_3 disordered.

statement of mechanistic significance. From the $[\text{Mn}_2(\text{CO})_{10}]\text{-CH}_2\text{N}_2$ system, $[(\text{OC})_5\text{MnNN}(\text{=CH}_2)\text{-Mn}(\text{CO})(\text{CO})_4]$ was isolated.⁶² An *N*-alkyl-*N*-nitroso-urea $\text{H}_2\text{NCON}(\text{NO})\text{Me}$ has also been used as a convenient methylene-transfer reagent, converting $[\text{Rh}_2(\eta\text{-C}_5\text{H}_5)_2(\mu\text{-CO})(\text{CO})_2]$ into $[\text{Rh}_2(\mu\text{-CH}_2)(\eta\text{-C}_5\text{H}_5)_2(\text{CO})_2]$.⁵⁸

A further carbene insertion reaction is shown in eq 15, the carbenoid being $\text{Ph}_2\text{C}=\text{C}=\text{O}$;⁶³ the Rh(I)



reagent may have a dual role, as a decarbonylating

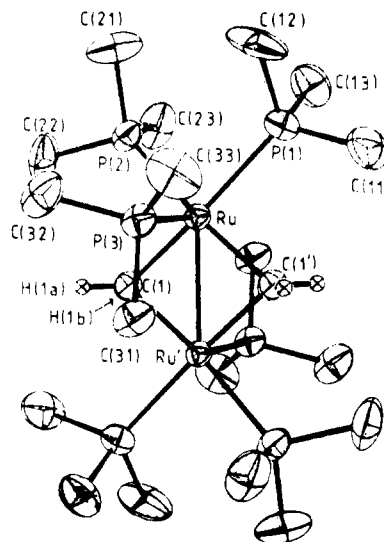


Figure 18. ORTEP drawing of the $[\text{Ru}_2(\mu\text{-CH}_2)_2(\text{PMe}_3)_6]^{2+}$ cation. Reproduced, with permission, from: Hursthouse, M. B.; Jones, R. A.; Malik, K. M. A.; Wilkinson, G. *J. Am. Chem. Soc.* **1979**, *101*, 4128. Planar C-Ru-C-Ru with mean Ru-C 2.071 (5) Å.

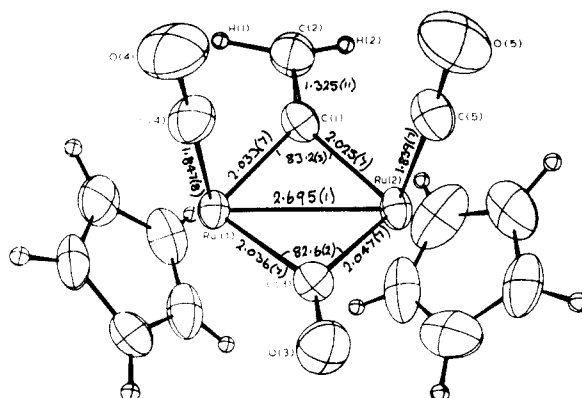


Figure 19. ORTEP drawing of the molecule $[\text{Ru}_2(\mu\text{-CCH}_2)(\eta\text{-C}_5\text{H}_5)_2(\text{CO})_2(\mu\text{-CO})]$. Reproduced, with permission, from: Davies, D. L.; Dyke, A. F.; Endesfelder, A.; Knox, S. A. R.; Naish, P. J.; Orpen, A. G.; Plaas, D.; Taylor, G. E. *J. Organomet. Chem.* **1980**, *198*, C43. Copyright 1980, Elsevier Sequoia SA. For comparison with the protonated $\mu\text{-CMe}$ complex, see Figure 40.

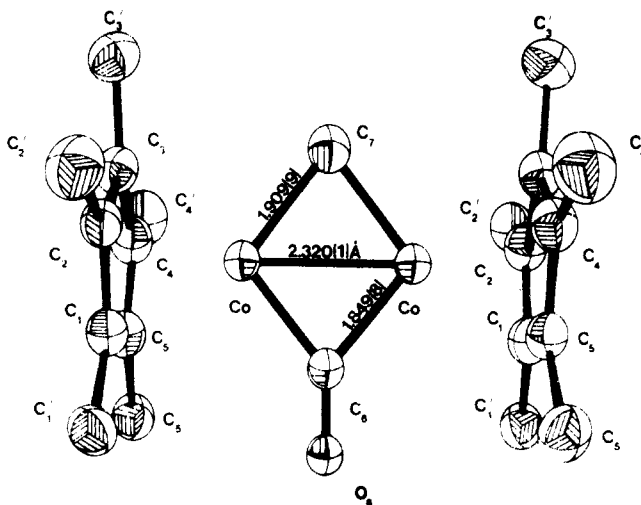


Figure 20. ORTEP drawing of the molecule $[\text{Co}_2(\mu\text{-CH}_2)(\eta\text{-C}_5\text{Me}_5)_2(\mu\text{-CO})]$. Reproduced, with permission, from: Halbert, T. R.; Leonowicz, M. E.; Maydonovitch, D. J. *J. Am. Chem. Soc.* **1980**, *102*, 5101. A double CoCo bond is suggested.

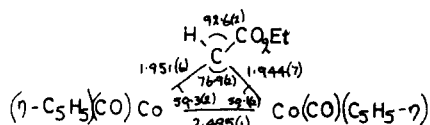


Figure 21. Schematic representation of the molecular structure of $trans-[Co_2(\mu-CH(CO_2Et))(\eta-C_5H_5)_2(CO)_2]$.^{48a}

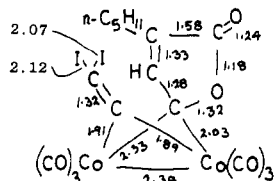


Figure 22. Schematic representation of the molecular structure of $[Co_2(\mu-CCl_2)(\mu-COC(O)C(\eta-C_5H_{11})CH)(CO)_6]$.⁵⁶ Each Co atom is pseudooctahedral, the $Co_2(CO)_6$ group is markedly asymmetric, and the plane of the lactone ring is perpendicular to Cl_2 .

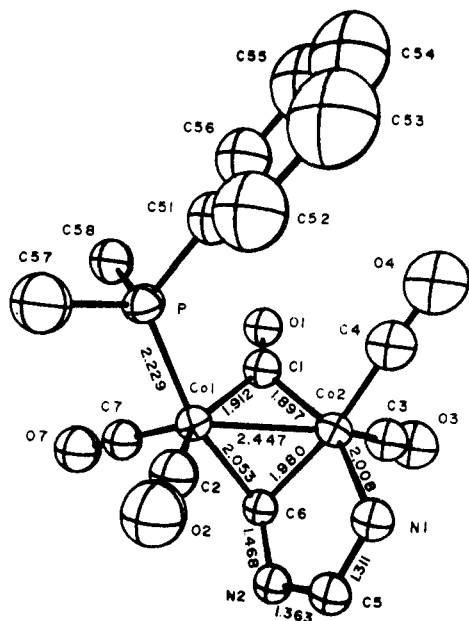


Figure 23. ORTEP drawing of the molecule $[Co_2(\mu-C(Ph)N-(Ph)C(Ph)N-)(Ph))(\mu-CO)(CO)_4(PMe_2Ph)]$ (the 4Ph groups of the bridging ligand are not shown). Reproduced, with permission, from: Adams, R. D.; Chodos, D. F.; Golemski, N. M. *J. Organomet. Chem.* 1977, 139, C39. Copyright 1977, Elsevier Sequoia SA.

agent thus generating $Ph_2C:$, and as substrate.

Other variants of reactions which may be viewed as carbene insertions are (a) that between $[Fe(CO)_5]$ and CF_2Br_2 with UV irradiation to afford $[Fe_2(\mu-CF_2)_2(\mu-CO)(CO)_6]$,⁶⁴ (b) $[Co_2(\mu-CF_2)_2(CO)_6]$ from $[Co_2(CO)_8]$, (c) the formation of $[Co_2(\mu-CF(CF_3))(\mu-CO)(CO)_6]$ from $[Co_2(CO)_8]$ and C_2F_4 (via $[Co_2(\mu-CF_2CF_2)(\mu-CO)(CO)_7]$,⁶⁵ and (d) the preparation of $[Pt_2(\mu-CR(CF_3))(COD)_2]$ (e.g., $R = CF_3$) from $[Pt(COD)_2]$ and $CF_3CF=CF_2$.⁶⁶

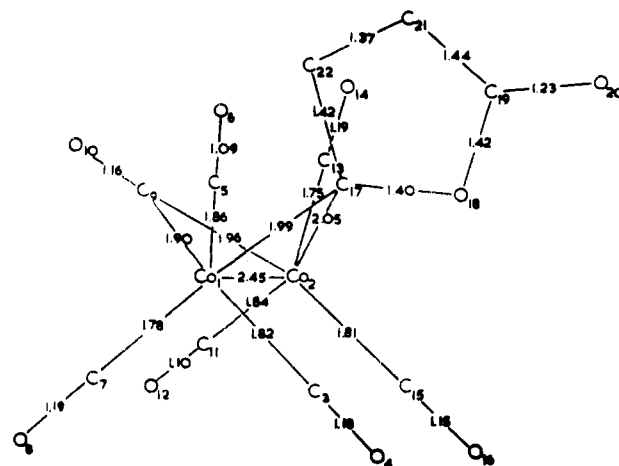
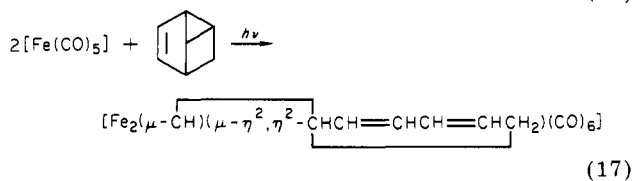
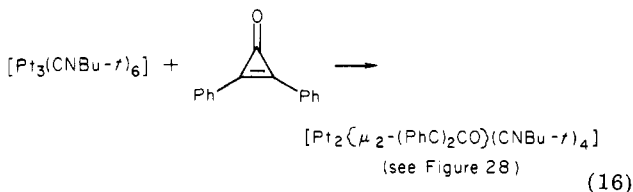


Figure 24. Schematic representation of the molecular structure of $[Co_2(\mu-COC(:O)CH:CH)(\mu-CO)(CO)_6]$, showing interatomic distances (Å). Reproduced, with permission, from: Mills, O. S.; Robinson, G. *Inorg. Chim. Acta* 1967, 1, 61. Copyright 1967, Elsevier Sequoia SA. The μ -alkylidene ligand is a γ -lactone derivative. The structure is similar to that of $[Co_2(\mu-CO)_2(CO)_6]$.

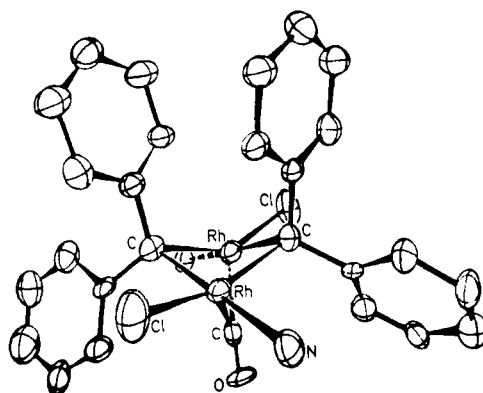


Figure 25. ORTEP drawing of the molecular structure of $[Rh_2(\mu-CPh_2)_2(\mu-CO)Cl_2(NC_5H_5)_2]$; only the nitrogen atoms of the pyridine rings are included for clarity. Reproduced, with permission, from: Yamamoto, T.; Garber, A. R.; Wilkinson, J. R.; Boss, C. R.; Streib, W. E.; Todd, L. J. *J. Chem. Soc., Chem. Commun.* 1974, 354. Copyright 1974, Chemical Society, London. The RhRh distance is 2.51 Å; this is a preliminary structure.

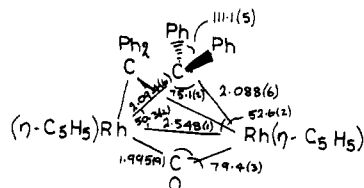


Figure 26. Schematic representation of the molecular structure of $[Rh_2(\mu-CPh_2)_2(\eta-C_5H_5)_2(\mu-CO)]$.⁵⁷ The molecule has C_2 symmetry, the two C_5H_5 rings are staggered about the RhRh bond, and the two Ph rings are roughly orthogonal, the dihedral angle being 85.3° . The C_2 axis passes through $\mu-CO$ and is perpendicular to the Rh-Rh bond.

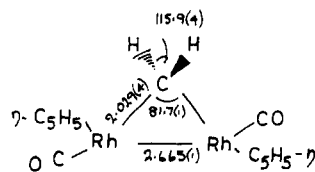


Figure 27. Schematic representation of the molecular structure of $trans-[Rh_2(\mu-CH_2)(\eta-C_5H_5)_2(CO)_2]$.⁵⁸

A second type of reaction leading to $(\mu-1,1$ -alkylidene)dimetal complexes is that of *metal-promoted ring-opening*, but this has had only limited application,

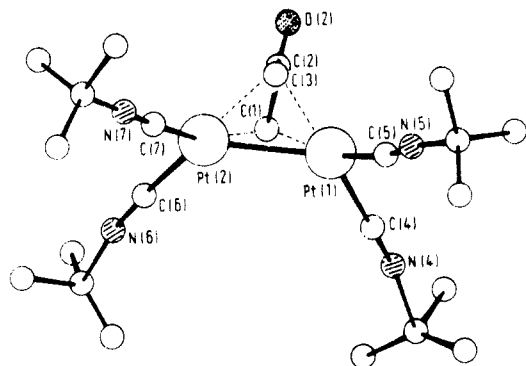


Figure 28. The molecular structure of $[\text{Pt}_2\{\mu_2\text{-(PhC)}_2\text{CO}\}\text{(CNBu-}t)_4]$; the two phenyl groups at C(1) and C(3) are omitted for clarity. Reproduced, with permission, from: Carrol, W. E.; Green, M.; Howard, J. A. K.; Pfeffer, M.; Stone, F. G. A. *Angew. Chem., Int. Ed. Engl.* 1977, 11, 793. Copyright 1977, Verlag Chemie GmbH.

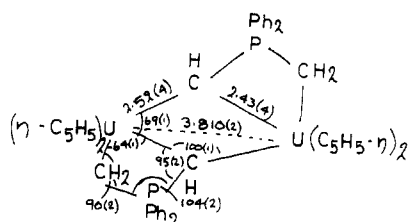


Figure 29. Schematic representation of the molecular structure of $[\text{U}_2\{\mu\text{-CH}\}\text{PPh}_2\text{CH}_2]_2(\eta\text{-C}_5\text{H}_5)_4$.⁵⁹ The molecule crystallizes as the OEt_2 adduct, $\text{CH}_2\text{-U-CH}$ $130(1)^\circ$, P-CH-U $142(2)^\circ$; each U atom is approximately tetrahedral, and each U atom may be regarded as quasi-nine-coordinate.

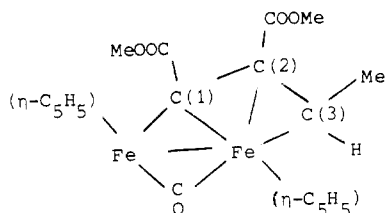


Figure 30. Schematic representation of the molecular structure of $[\text{Fe}_2\{\mu\text{-}\eta^1, \eta^3\text{-C(COOMe)C(COOMe)CHMe}\}\{\mu\text{-CO}\}\{\eta\text{-C}_5\text{H}_5\}_2]$. Bond lengths: Fe-Fe, 2.540 (2); Fe-C(1), 1.969 (12); Fe-C(2), 2.042 (12); Fe-C(3), 2.111 (13) Å. Angle C(1)-C(2)-C(3), $119.3(1.1)^\circ$.¹⁹⁸

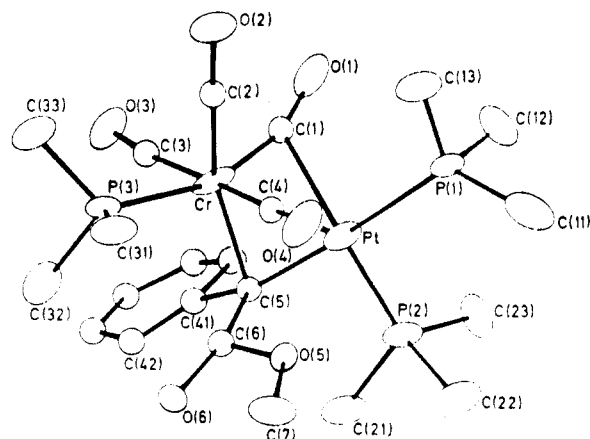
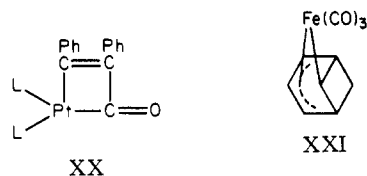


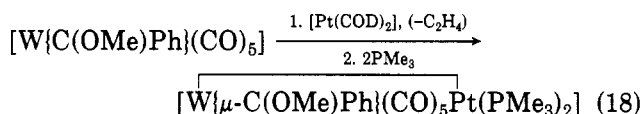
Figure 31. The molecular geometry of $[\text{CrPt}\{\mu\text{-C(CO}_2\text{Me)Ph}\}\text{(CO)}_4\text{(PMe}_3)_3]$, including the atomic numbering scheme. Bond lengths: Cr-Pt, 2.646 (7); Cr-C(5), 2.27 (4); Pt-C(5), 1.98 (4); Pt-C(1), 2.19 (4); Cr-C(1), 1.75 (5); C(1)-O(1), 1.31 (5) Å. Angles: Cr-C(1)-O(1), 157 (4); Cr-C(1)-Pt, 84 (2)°. Reproduced, with permission, from: Howard, J. A. K.; Jeffery, J. C.; Laguna, M.; Navarro, R.; Stone, F. G. A. *J. Chem. Soc., Chem. Commun.* 1979, 1170. Copyright 1979, The Chemical Society, London. The $\text{C(CO}_2\text{Me)Ph}$ ligand asymmetrically bridges the Cr-Pt bond.

eq 16⁶⁷ and 17.⁶⁸ The former may require an intermediate platinumacyclobutenone (XX), a type known for

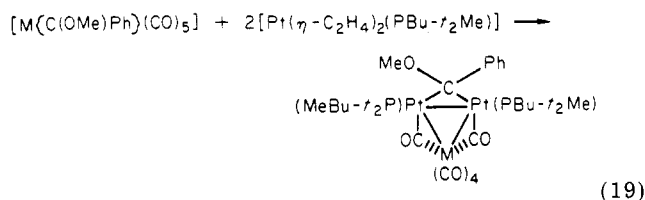


stronger σ -donor ligands (L) than $t\text{-BuNC}$, and insertion of a further Pt(0) moiety into the $\text{C}=\text{C}$ bond thereof. The latter may arise by reaction of $[\text{Fe}(\text{C}_6\text{H}_{10}\text{-}\eta^2)(\text{CO})_4]$ and XXI.

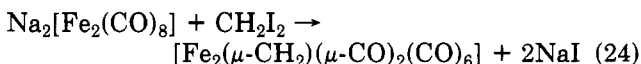
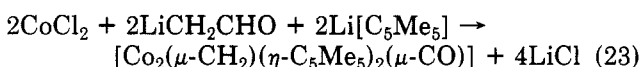
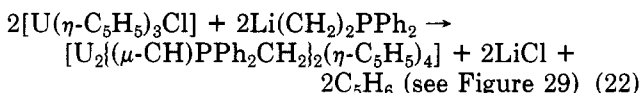
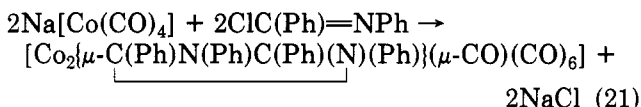
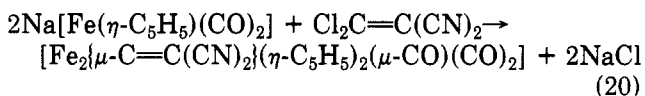
An important and rather general method of forming ($\mu\text{-1,1-alkylidene}$)dimetal complexes has analogy with the cyclopropanation reaction involving an olefin and a carbene. Thus, a carbene-metal complex may be transformed into a dimetallacyclopropane $[\text{L}_m\overline{\text{M}}\text{(C<)-M'L}_n]$, by insertion of a low-oxidation-state metal fragment M'L_n into the $\text{M}=\text{C}$ bond. We may, therefore, designate this a *dimetallacyclopropanation*, and it has wide generality. The carbene-metal complex has been of type $[\text{M}\{\text{C(OR')R}\}\text{(CO)}_5]$ ($\text{M} = \text{Cr, Mo, or W}$)⁶⁹ or $[\text{Mn}(\eta\text{-C}_5\text{H}_5)\{\text{C(OR')R}\}\text{(CO)}_2]$ ⁷⁰ and the metallo-carbene analogue a Ni(0), Pd(0), or Pt(0) species. An example is in eq 18.⁶⁹ However, a more complicated



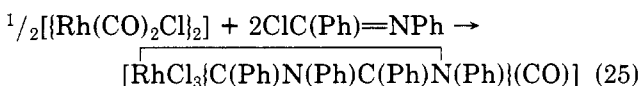
reaction has also been observed, wherein a *carbene transfer reaction* from one metal center onto another occurs, as in eq 19 ($\text{M} = \text{Cr or W}$).⁷¹ There are a



number of variants of *salt elimination*, as exemplified by eq 20,⁷² 21,⁷³ 22,⁵⁹ 23,⁴³ and 24.⁴⁷ The coupling of



the imidoyl fragments to yield the product of Figure 23 (eq 21) has precedent in a nonbridging context (eq 25).⁷⁴



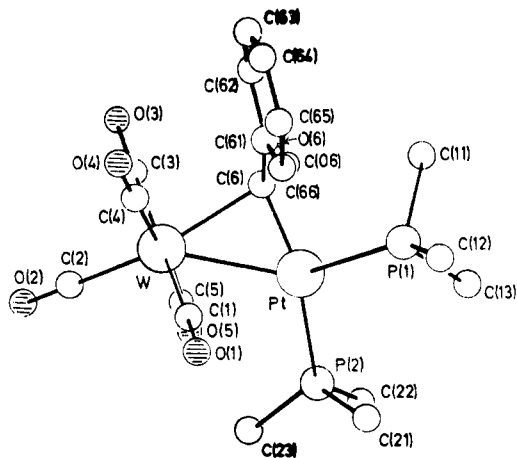


Figure 32. Molecular structure of $[\text{W}\{\mu\text{-C}(\text{OMe})\text{Ph}\}(\text{CO})_5\text{Pt}(\text{PMe}_3)_2]$. Reproduced, with permission, from: Ashworth, T. V.; Howard, J. A. K.; Laguna, M.; Stone, F. G. A. *J. Chem. Soc., Dalton Trans.* 1980, 1593. Copyright 1980, The Chemical Society, London.

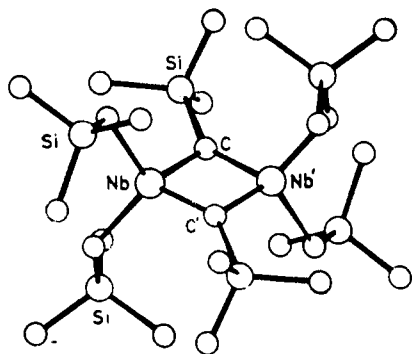
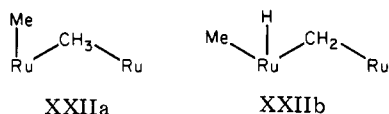


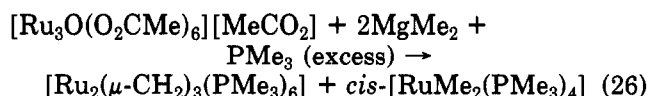
Figure 33. Schematic representation of the molecular structure of $[\text{Nb}_2\{\mu\text{-C}(\text{SiMe}_3)_2(\text{CH}_2\text{SiMe}_3)_4\}]$. Reproduced, with permission, from: Huq, F.; Mowat, W.; Skapski, A. C.; Wilkinson, G. *J. Chem. Soc., Chem. Commun.* 1971, 1477. Copyright 1971, The Chemical Society, London. Bond lengths (Å): NbC, 1.995 (9); Nb'C, 1.954 (9); Nb-CH₂, 2.160 (9) (av.); Nb...Nb', 2.897 (2); C...C', 2.684 (13). Angles (°): CNbC', 85.6 (4); NbCNb', 94.4 (4); NbCSi, 119.8 (6); Nb'CSi, 142.4 (5). C is ca. 0.2 Å out of the NbNb' Si plane.

The reaction according to eq 23 is particularly interesting;⁴³ it seems likely that both the bridging CH₂ and CO groups of the compound represented in Figure 20 arise from the enolate of acetaldehyde.

An intriguing stepwise *sequential methylation and α-hydride elimination*, involving methane loss from an intermediate such as (XXIIa) or (XXIIb), may account



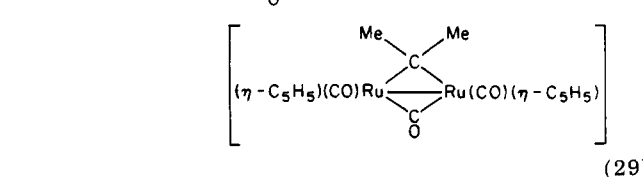
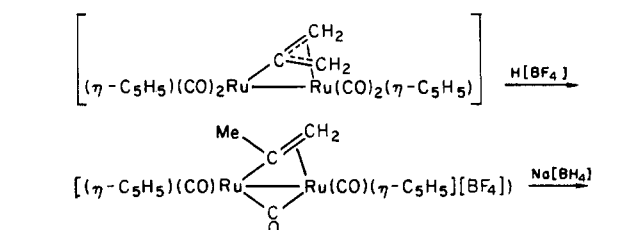
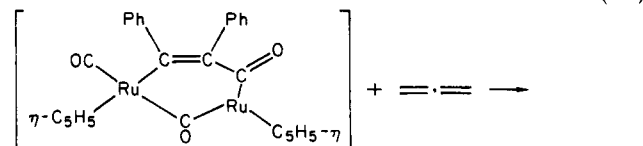
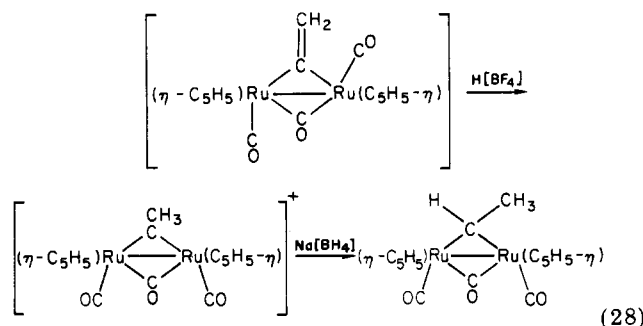
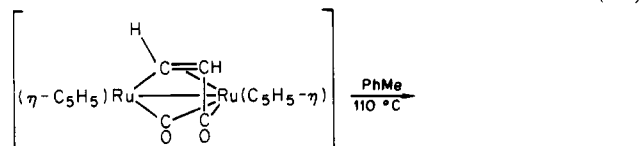
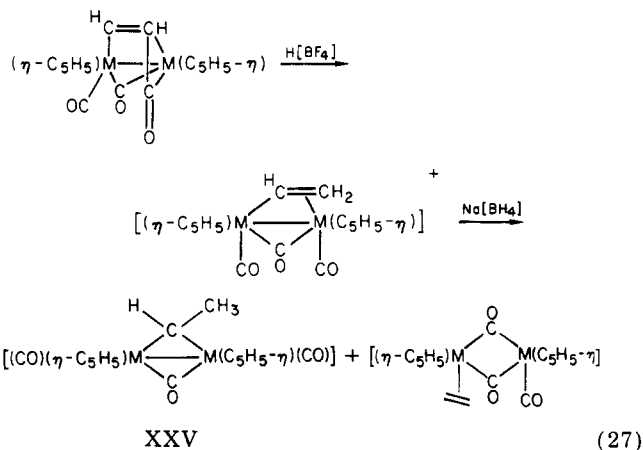
for the formation of the $(\mu\text{-CH}_2)_3$ -diruthenium complex (Figure 16) by the reaction according to eq 26.⁷⁵ The



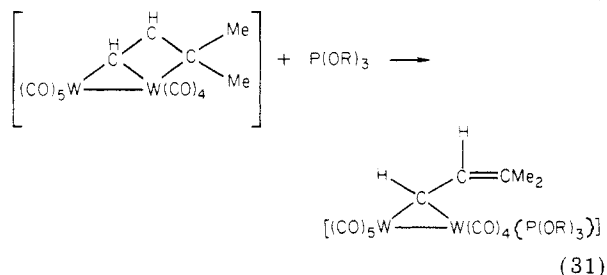
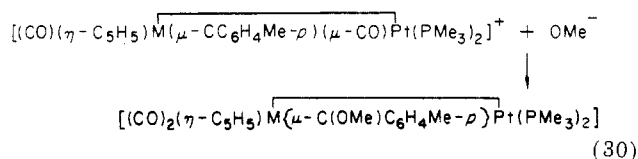
triply bridged complex reacts with 2 equiv of fluoroboric acid with *methane elimination* to generate $[\text{Ru}_2\{\mu\text{-CH}_2\}_2(\text{PMe}_3)_4][\text{BF}_4]_2$.^{75,76} The reverse type of reaction, the conversion of a $\mu\text{-CH}_2\text{-}\mu\text{-H-Rh}_2$ into a MeRhRh complex has been demonstrated (see eq 42, section IIIC);⁷⁷ and the tautomerism $[\text{Os}_3(\mu\text{-CH}_2)(\mu\text{-H})_2(\text{CO})_{10}]$

$\rightleftharpoons [\text{Os}_3(\mu\text{-Me})(\mu\text{-H})(\text{CO})_{10}]$ has already been mentioned.⁷⁸

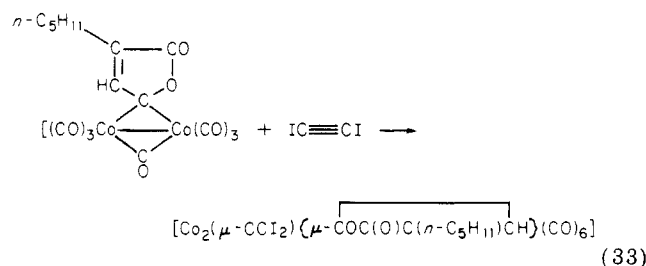
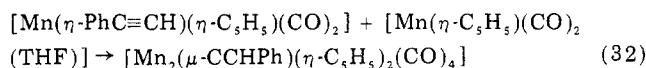
Reaction according to eq 26 probably involves a $(\mu\text{-methyl})$ dimetal precursor and this is just one of a number of syntheses in which the nature of the bridge between two metal centers is modified so as to transform to an $(\mu\text{-alkylidene})$ dimetal complex. Notable examples of such *bridge modifications* are the *sequential protonation and hydride addition* of eq 27 [M =



Fe or Ru),⁷⁹ the *hydride additions* of eq 28⁸⁰ and to the $\{\sigma, \pi\text{-C}(\text{Me})=\text{CH}_2\}$ bridge of $[\text{Ru}_2\{\mu\text{-C}(\text{Me})=\text{CH}_2\}(\eta\text{-C}_5\text{H}_5)_2(\mu\text{-CO})(\text{CO})_2]^+$,⁸¹ the *proton addition* of eq 29,⁷⁷ the *methoxide addition* of eq 30 (M = Mn or Re),⁴⁶ the *phosphite addition* of eq 31 (R = Me or Et),⁸² and the

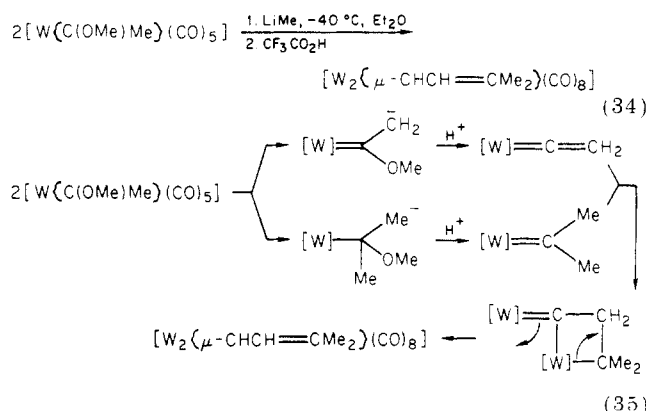


1,2 shift of a bridging acetylene, eq 32 (also for a MnRe

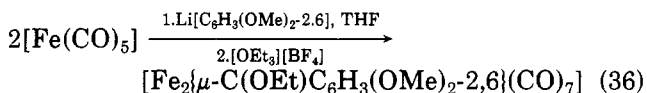


analogue),⁸⁴ or α -haloacetylene (a presumed intermediate) as exemplified by eq 33.⁸⁶ A reaction similar to that of eq 32 has also been carried out with acetylene itself.⁵¹ A related reaction is that between $[\text{Mn}\{\text{C}=\text{C}(\text{R})\text{R}'\}(\eta\text{-C}_5\text{H}_5)(\text{CO})_2]$ and $[\text{Mn}(\eta\text{-C}_5\text{H}_5)(\text{CO})_2(\text{OEt})_2]$ to yield $[\text{Mn}_2\{\mu\text{-C}=\text{C}(\text{R})\text{R}'\}(\eta\text{-C}_5\text{H}_5)_2(\text{CO})_4]$ ($\text{R} = \text{H}$, $\text{R}' = \text{CO}_2\text{Me}$ ⁸⁵ or $\text{R}' = \text{Ph}$ ⁸³) or a bridging allenedimetal complex, e.g., $[\text{Mn}_2\{\mu\text{-C}=\text{C}=\text{CR}(\text{R}')\}(\eta\text{-C}_5\text{H}_5)_2(\text{CO})_4]$.⁸⁶

The remarkable sequential alkylation and protonation of a carbene-tungsten complex of eq 34 may have



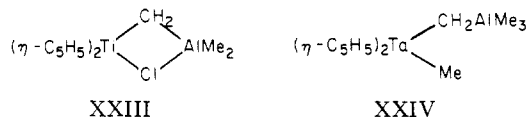
a bearing on certain olefin dimerization reactions;⁸⁷ various ²H-labeling experiments are consistent with the reaction pathway of eq 35. A somewhat related reaction (eq 36) had been described earlier;⁸⁸ similarly, $[\text{Re}_2\{\mu\text{-}$



$\text{C}(\text{OMe})\text{Ar}_2(\text{CO})_8]$ ($\text{Ar} = \text{Ph}$ or $\text{C}_6\text{H}_4\text{Me-}p$) was obtained from $[\text{Re}_2(\text{CO})_{10}]$ and successive treatment with 2LiAr and $2[\text{OMe}_3][\text{BF}_4]$.⁵⁰

An interesting μ -vinylidene- μ -alkylidyne exchange reaction is in eq 58 (see section IVB). The transformation of $[\text{Fe}_2(\eta\text{-C}_5\text{H}_5)_2(\text{CO})_4]$ into $[\text{Fe}_2\{\mu\text{-CCH}_2\}(\eta\text{-C}_5\text{H}_5)_2(\mu\text{-CO})(\text{CO})_2]$ by treatment successively with LiMe and CF_3COOH may involve water elimination from a $\text{C}(\text{OH})\text{Me}$ group.⁸⁹

The interesting methylene-bridged compounds XXIII³⁷ and XXIV³⁹ may be regarded as transition-



XXIII

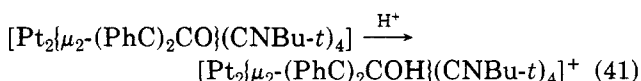
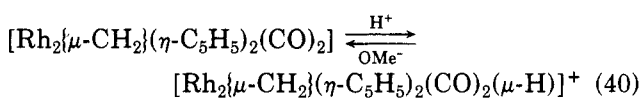
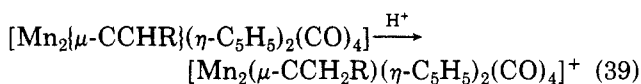
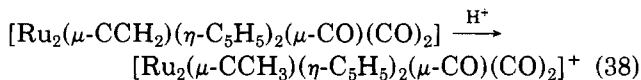
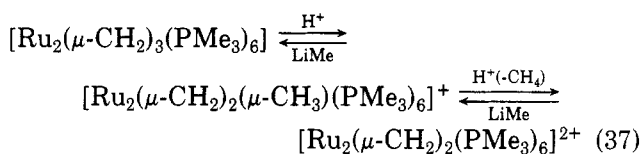
XXIV

metal ylide complexes stabilized by coordination of the ylide carbon to an aluminum Lewis acid site. An analogue of the former compound, $[\text{TiAl}(\mu\text{-CH}_2)(\eta\text{-C}_5\text{H}_5)_2\text{Cl}_2\text{Me}]$, was made by methane elimination from $[\text{Ti}(\eta\text{-C}_5\text{H}_5)_2\text{Cl}_2]$ and $1/2(\text{AlMe}_3)_2$.³² Using an equimolar proportion of $(\text{AlMe}_3)_2$ yielded XXIII,³⁷ which was also accessible from $[\text{Ti}(\eta\text{-C}_5\text{H}_5)_2\text{Me}_2]$ and $1/2(\text{AlClMe}_2)_2$, or from the metallacycle $[\text{Ti}\{\text{CH}_2\text{CH}(\text{CH}_2\text{Bu-}t)\text{CH}_2(\eta\text{-C}_5\text{H}_5)_2\}]$ by reaction with $1/2(\text{AlClMe}_2)_2$ at -40°C .⁹⁰ Reaction between $[\text{Ti}(\eta\text{-C}_5\text{H}_5)_2\text{Me}_2]$ and $1/2(\text{AlMe}_3)_2$ gave a compound formulated as XXIII but with $\mu\text{-CH}_3$ in place of $\mu\text{-Cl}$.³⁷ Similar compounds having TiCH_2Zn units were believed to form when ZnMe_2 was used in place of $1/2(\text{AlMe}_3)_2$. Reaction of $[\text{Ta}(\text{CH}_2)(\text{CH}_3)(\eta\text{-C}_5\text{H}_5)_2]$ and $1/2(\text{AlMe}_3)_2$, or $[\text{Ta}(\text{CH}_3)_3(\eta\text{-C}_5\text{H}_5)_2]$ and $1/2(\text{AlMe}_3)_2$ gave compound XXIV;³⁹ in the latter reaction $[\text{Ta}(\eta\text{-C}_5\text{H}_5)_2\text{Me}_2][\text{AlMe}_4]$ may have been an intermediate.

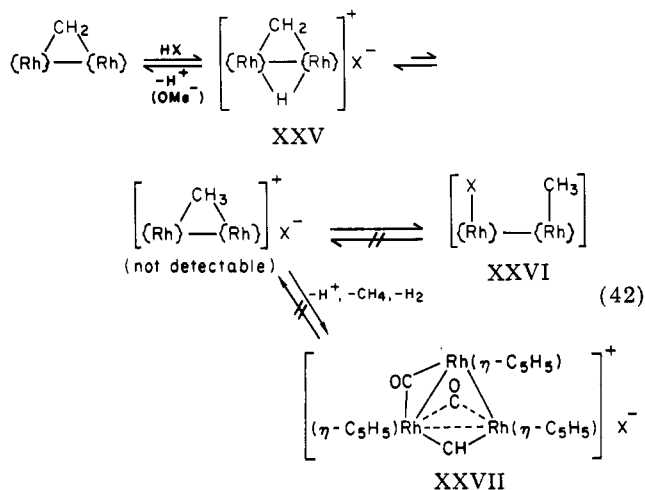
C. Chemical Properties

Complexes which possess a CH_2 group bridging two bonded transition-metal atoms are of interest, inter alia, because of their possible relationship to methylene groups on metal surfaces in heterogeneous reactions. In this context some of the reactions outlined below may serve as models for elementary steps in certain heterogeneous catalytic reactions of olefins. We distinguish two principal types of behavior: those in which the bridging alkylidene group is implicated and others in which it maintains its integrity.

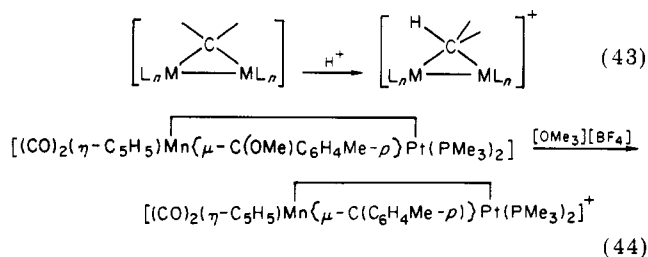
Protonation may involve attack at the $\mu\text{-CH}_2$ group, as in eq 37,^{41,75} at the β -atom of a μ -vinylidene [e.g., eq



38 ($M = \text{Fe}^{89}$ or Ru^{80}) or 39 ($R = \text{H}$ or Me^{91}), or at the metal centers [e.g., eq 40^{77,92,93}], or at a remote site as in eq 41.⁶⁷ The $\mu\text{-CH}_2\text{-}\mu\text{-H}$ dirhodium cation XXV of eq 42 is unstable and if $X = \text{Cl}$ or Br rearranges irre-



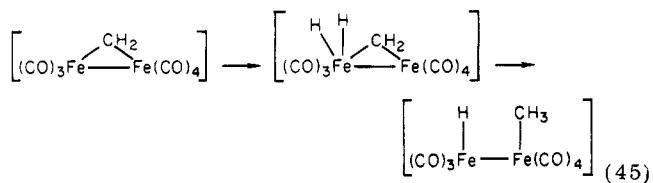
versibly into a methylrhodium halide, XXVI⁷⁷ or if $\text{H} = \text{OOCF}_3$ or SO_3CF_3 into a Rh_3 cluster XXVII,⁹³ as depicted in eq 42 [$\text{Rh} = [\text{Rh}(\eta\text{-C}_5\text{H}_5)(\text{CO})]$]. A protonation of a singly bridged alkylidene (eq 43) has



not apparently yet been reported; however, a related electrophilic methylation shows that a cationic alkylidimetal cation may suffer elimination to yield a bridging alkylidenedimetal cation, as in eq 44.⁴⁶ There is, of course, a close analogy with the conversion of an (alkoxycarbene)nickel complex into a carbyne-nickel cation.⁹⁴ A μ -vinylidene/ μ -alkylidyne exchange reaction is shown in eq 58 (section IVB).

Deprotonation of cationic complexes has been observed, cf. reverse of eq 37⁴¹ and 40^{77,92,93} using LiMe or NaOMe ; with the former reagent, methylation (reverse of eq 37) has also been noted.

An interesting *hydrogenolysis* results from the reaction of $[\text{Fe}_2(\mu\text{-CH}_2)(\mu\text{-CO})_2(\text{CO})_6]$ with dihydrogen (200 psi) in benzene at 60 °C when methane (81%), acetaldehyde (5%), and $[\text{Fe}_3(\text{CO})_{12}]$ are formed.⁴⁷ As the reaction rate decreases, although the organic products are unaltered $\{[\text{Fe}(\text{CO})_5]$ is the coproduct}, when the reaction is carried out in the presence of CO (400 psi), it is likely that there is initial CO loss, as in eq 45;

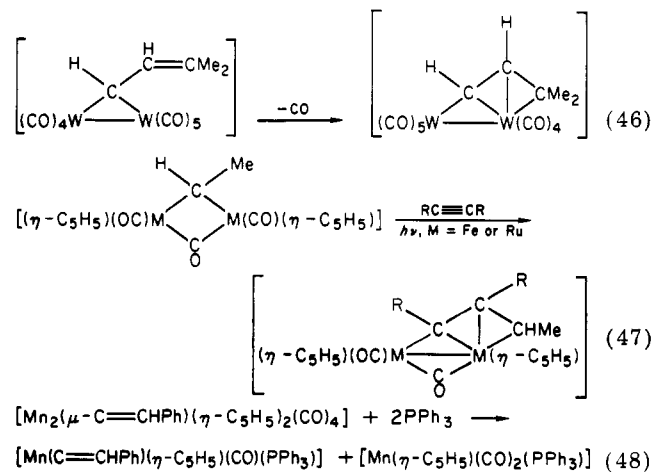


formation of CH_3CHO may result from CO insertion into the $\text{Fe}\text{-CH}_3$ bond, the organic products resulting from a final 1,3-hydrogen shift.

Carbonylation of $[\text{Ru}_2(\mu\text{-CH}_2)_3(\text{PMe}_3)_6]$ takes place upon reaction with CO (5 atm) at 60 °C in benzene or toluene to yield *trans*- $[\text{Ru}(\text{CO})_3(\text{PMe}_3)_2]$, but methane was not detected.^{41,75}

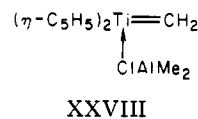
Carbene transfer from $[\text{Fe}_2(\mu\text{-CH}_2)(\mu\text{-CO})_2(\text{CO})_6]$ to an olefin (olefin homologation) was observed.⁴⁷ Thus, C_2H_4 (400 psi in C_6H_6 at 55 °C) gave C_3H_6 (>90%) and C_3H_8 gave mainly isobutene but also $n\text{-C}_4\text{H}_8$; sequential metallocyclic intermediates, such as a $[\text{Fe}_2\{\mu\text{-}(\text{CH}_2)_3\text{-}(\text{CO})_7\}]$ and $[\text{Fe}_2(\mu\text{-CH}_2\text{CH}=\text{CH}_2)(\text{CO})_7\text{H}]$ for the C_2H_4 reaction, may be involved. Some of these complexes are *hydrogenation catalysts*, e.g., $[\text{Ru}_2(\mu\text{-CH}_2)_2\text{-}(\text{PMe}_3)_6]^{2+}$ ^{41,75} and $[\text{Fe}_2(\mu\text{-CH}_2)(\mu\text{-CO})_2(\text{CO})_6]$;⁴⁷ as for the latter, reaction with C_2H_4 and H_2 gave CH_4 (66%), C_3H_6 (6%), and C_2H_6 (ca. 600%).

Treatment with a neutral ligand may result in simple *ligand displacement*, as in the replacement of CO by PPh_3 in $[(\text{OC})_5\text{M}\{\mu\text{-C(OMe)Ph}\}\text{Pt}(\text{PMe}_3)_2]$ ($M = \text{Cr}$ or W),⁶⁹ or *change the nature of the bridging ligand*, as in eq 46⁴⁹ or 47,^{80a} [which exemplifies insertion of an



alkyne ($M = \text{Fe}$ or Ru , $R = \text{H}$ or COOMe), or eq 48⁸⁸ (where fragmentation to mononuclear species has occurred). Reactions of the latter type may be implicated in olefin metathesis (see section XIIE). Sublimation of $[\text{Rh}_2(\mu\text{-CPh}_2)(\eta\text{-C}_5\text{Me}_5)_2(\text{CO})_2]$ gave $[\text{Rh}_2(\mu\text{-CPh}_2)(\mu\text{-CO})(\eta\text{-C}_5\text{Me}_5)_2]$.⁴⁵

Finally, we come to the reactions of $[\text{TiAl}(\mu\text{-CH}_2)(\eta\text{-C}_5\text{H}_5)_2\text{Me}_2(\mu\text{-Cl})]$, XXIII, and $[\text{TaAl}(\mu\text{-CH}_2)(\eta\text{-C}_5\text{H}_5)_2\text{Me}_2]$, XXIV. The only reaction recorded for the latter is the *bridge splitting* with NMe_3 to yield $[\text{Ta}(\text{CH}_2)(\text{CH}_3)(\eta\text{-C}_5\text{H}_5)_2]$ and $\text{AlMe}_3\cdot\text{NMe}_3$.³⁹ Compound XXIII undergoes *Me/Y exchange reactions* with $1/2\text{-}(\text{AlY}_3)_2$ to yield $[\text{TiAl}(\mu\text{-CH}_2)(\eta\text{-C}_5\text{H}_5)_2\text{Y}_2(\mu\text{-Cl})]$ ($\text{Y} = \text{Cl}$, CD_3 , or CH_2CMe_3);³⁷ a process which may involve the intermediate XXVIII, the formation of which is



enhanced by addition of a base such as NMe_3 . This postulate also accounts for the ability of compounds XXIII to undergo *olefin homologation* or act as *olefin metathesis catalysts*. Thus, XXIII reacts under ambient conditions in PhMe with (i) C_2H_4 , to yield C_3H_6 (32% in 18 h); (ii) C_3H_6 , to give $i\text{-C}_4\text{H}_8$ (59%) and a trace of methylcyclopropane; (iii) $i\text{-C}_4\text{H}_8$, to give 1,2-dimethylcyclopropane (2% with another C_5H_{10}), pro-

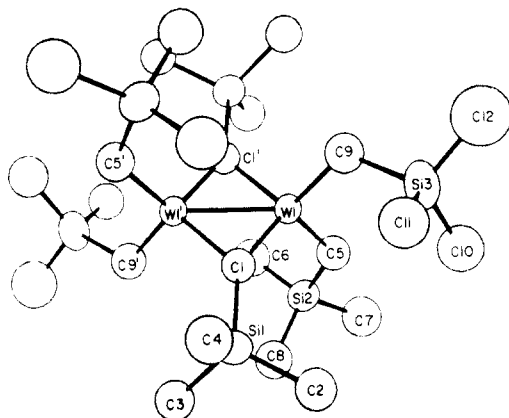
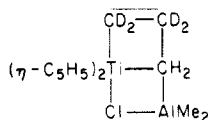


Figure 34. ORTEP drawing of the molecular structure of $[\text{W}_2(\mu\text{-C}(\text{SiMe}_3)_2)(\text{CH}_2\text{SiMe}_3)_4]$. Reproduced, with permission, from: Chisholm, M. H.; Cotton, F. A.; Extine, M. W.; Murillo, C. A. *Inorg. Chem.* 1978, 17, 696. Bond lengths (Å): WW, 2.549 (2); W(1)C(1), 1.85 (3); W(1)C(1'), 1.97 (2); W(1)C(5), 2.13 (3); W(1)C(9), 2.05 (3). Angles (°): WC(1)W, 84 (1); C(1)W(1)C(1'), 96 (1); W(1)C(1)Si, 146 (2); W(1')C(1)Si, 130 (2).

vided that NMe_3 or THF is present; and (iv) C_2D_4 , to give $\text{CD}_3\text{CH}=\text{CH}_2$ (1.4 parts) + $\text{CH}_2\text{DCD}=\text{CD}_2$ (1 part). A d_6 analogue of XXIII, $[\text{TiAl}(\mu\text{-CH}_2)(\eta\text{-C}_5\text{H}_5)_2(\text{CD}_3)_2(\mu\text{-Cl})]$, similarly reacts with C_2H_4 to yield C_3H_6 . These results show that sequential intermediates in these olefin reactions are XXVIII and XXIX (shown



XXIX

for the C_2D_4 reaction, which can undergo β -hydrogen transfer to either of the two metal-bound CH_2 or CD_2 groups). These experiments were extended to show that (i) XXIII + $^{13}\text{CH}_2=\text{CMe}_2$ equilibrate in ca. 30 h in C_6D_6 at 52 °C with $[\text{TiAl}(\mu\text{-}^{13}\text{CH}_2)(\eta\text{-C}_5\text{H}_5)_2\text{Me}_2(\mu\text{-Cl})]$ and $i\text{-C}_4\text{H}_8$, and (ii) XXIII catalyzes the $^{13}\text{CH}_2/^{12}\text{CH}_2$ exchange between $^{13}\text{CH}_2=\text{CMe}_2$ and $^{12}\text{CH}_2=\text{C}(\text{CH}_2)_5$.³⁸ Similarly, in the systems XXIII- $\text{CD}_2=\text{CMe}_2$ and $[\text{TiAl}(\mu\text{-CD}_2)(\eta\text{-C}_5\text{H}_5)_2(\text{CD}_3)_2(\mu\text{-Cl})]-\text{CH}_2=\text{CMe}_2$, exchange was limited to the hydrogens of the $\mu\text{-CH}_2$ or $\mu\text{-CD}_2$ group and the $\alpha\text{-CH}_2$ or $\alpha\text{-CD}_2$ groups of the olefin. Thus compound XXIII is an *olefin metathesis catalyst* and an experiment relevant to the mechanism is its reaction with $t\text{-BuCH}_2\text{CH}=\text{CH}_2$ in presence of pyridine (or 4-vinylpyridine-styrene copolymer) to yield the metallacycle $[\text{Ti}(\text{CH}_2\text{CH}(\text{CH}_2\text{Bu-}t)\text{CH}_2)(\eta\text{-C}_5\text{H}_5)_2]$.⁹⁰ Compound XXIII acts as a Wittig reagent, converting cyclohexanone into methylenecyclohexane,³⁷ ethyl acetate into ethyl isopropenyl ether, or esters (generally) or lactones⁹⁶ into vinyl ethers. With $\text{PhC}\equiv\text{CPh}$, the titanacyclobutene $[\text{Ti}(\text{CH}_2\text{CPhCPh})(\eta\text{-C}_5\text{H}_5)_2]$ is formed.³⁸

IV. μ -Geminal (1,1-) Alkylidynedimetal Complexes, $[\text{M}(\text{C}-)\text{M}']$

A. Stoichiometry, Structures, and Bonding

The complexes considered in this section have σ -connectivities between each metal atom and the bridging CH group(s) or substituted methyne group(s),

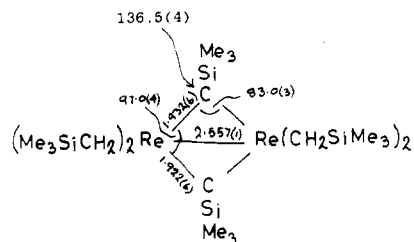
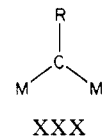


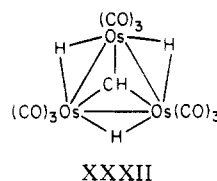
Figure 35. Schematic representation of the molecular structure of $[\text{Re}_2(\mu\text{-C}(\text{SiMe}_3)_2)(\text{CH}_2\text{SiMe}_3)_4]$.¹⁰⁰ Unlike for the isoelectronic Nb (Figure 33) or W (Figure 34) compounds, the bridging is symmetrical. The average Re- CH_2 length is 2.076 (8) Å.

and may formally be regarded as triply anionic, i.e., CH^{3-} . Such compounds are sometimes said to have "bridging carbyne" ligands which is possibly useful in that certain of the synthetic methods are similar to those employed for a terminally bonded carbyne-metal complex such as *trans*- $[\text{W}(\text{CPh})(\text{CO})_4\text{I}]$; however, we shall not adopt this classification and indeed prefer to regard the compounds as carbene-metal complexes since the bridging carbon atom is approximately sp^2 hybridized, as shown in the basic structural unit XXX.

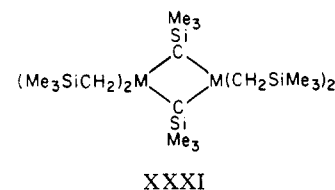


XXX

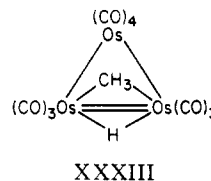
The first alkylidynedimetal complex to have been described was in 1971,⁹⁶ XXXI (M = Nb or Ta), and



XXXII



XXXI

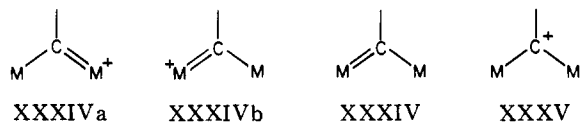


XXXIII

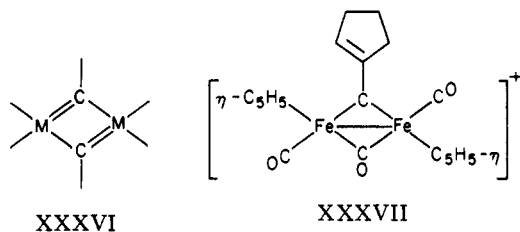
well-characterized compounds are listed in Table VI. Trinuclear compounds are once more excluded, but complex XXXII is particularly interesting, not least because of its synthesis from an equilibrium mixture of the tautomers (XXXIII and XVI), by heating in xylene at 110 °C.⁹⁷ The archetypal tetrahedral cluster is that of the $[\text{Co}_3(\mu\text{-CX})(\text{CO})_9]$ family, cf. II.⁹⁸ Complexes such as XXXI, as well as similar (μ -alkylidynedimetal) complexes, may serve as models for a binuclear decomposition pathway of metal alkyls;¹⁵ this is illustrated by the synthesis of XXXI from $\text{Mg}(\text{CH}_2\text{SiMe}_3)\text{Cl} + \text{MCl}_5$. The terminally bonded alkylidynedimetal complexes are, of course, often made by a similar reaction, e.g., $[\text{Ta}(\text{CHCMe}_3)(\text{CH}_2\text{CMe}_3)_3]$ from TaCl_5 and $\text{LiCH}_2\text{CMe}_3$.⁹⁹

X-ray diffraction data are now available on a significant number of compounds, see Figures 33–44. In some complexes, the nature of the bridging is unsymmetrical, as in XXXIV, whereas in others the bridging

carbon atom is equidistant from the two metal centers, as in XXX. For the former, structure XXXIV provides an adequate account of the bonding, whereas for the latter a valence bond description requires contributions from three principal canonical forms XXXIVa \leftrightarrow XXXIVb \leftrightarrow XXXV.⁸⁰ In complexes XXXI the



MCMC ring has been described as quasiaromatic,^{96,103} in order to account for the observed diamagnetism; a dimetallacyclobuta-1,3-diene formalism, XXXVI (M =



Nb or Ta), is an alternative statement, and leaves the metal in the d^0 configuration (see also ref 104). A consequence of the above resonance proposal is that the bridging carbon should be electrophilic. This is borne out by the hydride and methoxide addition, eq 28 and 30, and by the extremely shielded bridging carbon atoms. The outstanding example is the 448.27 ppm carbon-13 NMR chemical shift in XXXVII;¹⁰⁵ the cationic nature of the complex may make its own contribution. This value may be compared with 406 in the Nb and Ta complexes XXXI, 354 in the isoleptic W analogue (Figure 34),¹⁰⁶ 336.5 in the WPt complex of Figure 42,¹⁰⁷ and 201.2 ppm in $[\text{Re}_2(\mu\text{-CPh})(\mu\text{-Br})(\text{CO})_8]$.¹⁰⁸

The isoleptic series of complexes $[\text{M}_2\{\mu\text{-C}(\text{SiMe}_3)\}_2(\text{CH}_2\text{SiMe}_3)_4]$ (M = Nb,⁹⁶ Ta,⁹⁶ W,¹⁰⁹ or Re¹⁰⁰) is particularly interesting because of the available structural data (Figures 33–35). The presence of M–M(W) and M=M(Re) and absence of a metal bond (Nb, Ta) is reflected not only in the MM lengths, but also in a contraction of the MCM angle for W or Re. It is curious that only in the rhenium complex is the bridge symmetrically situated. The complexes formulated as $[\text{M}_2\{\mu\text{-C}(\text{CMe}_3)\}_2(\text{CH}_2\text{CMe}_3)_6]$ (M = Mo or W) have a similar MCMC ring.¹¹⁰ Another complex in which there may well be a metal-metal double bond is $[\text{CrW}\{\mu\text{-C}(\text{C}_6\text{H}_4\text{Me-}p)(\eta\text{-C}_5\text{H}_5)(\eta\text{-C}_6\text{Me}_6)(\text{CO})_4]$, Figure 41.¹¹¹ The compounds $[\text{Fe}_2\{\mu\text{-C}(\text{OR})\}_2(\text{CO})_6(\text{SiMe}_3)_2]$ (R = SiMe₃ or H) may have structures XXXIX, but alternatives XL

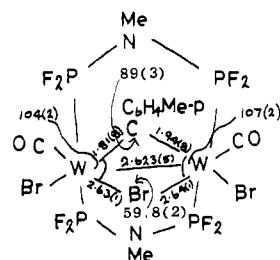
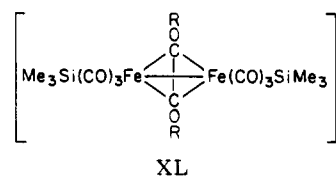
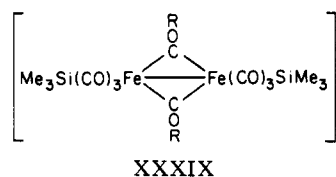


Figure 36. Schematic representation of the molecular structure of $[\text{W}_2\{\mu\text{-C}(\text{C}_6\text{H}_4\text{Me-}p)\}\text{Br}_2(\text{CO})_2\{\mu\text{-(PF}_2)_2\text{NMe}_2\}]$.¹⁰¹

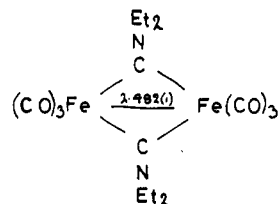


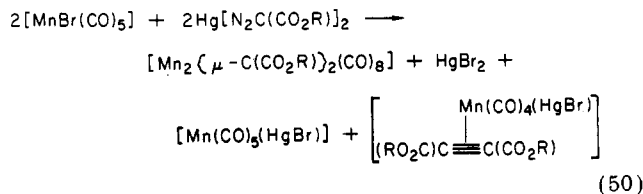
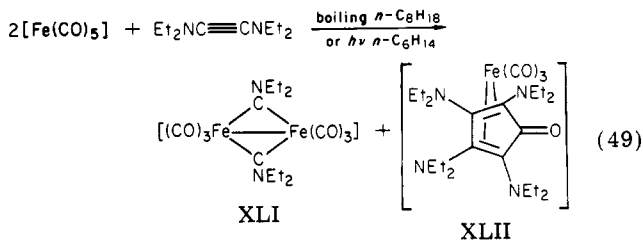
Figure 37. Schematic representation of the molecular structure of $[\text{Fe}_2\{\mu\text{-C}(\text{NEt}_2)_2(\text{CO})_6]$.¹⁰² Bond lengths (Å): FeC_b (av), 1.903 (4); C_bN (av), 1.282 (4); Bond angles (°): FeC_bFe', 81.3 (2); C_bFe' C_b', 73.2 (2). FeFe bond is considered to be bent. The short CN distance indicates considerable double bond character.

were considered.¹¹² The AlR₃ adducts of (bridged-carbonyl)dimetal complexes, e.g., $[\text{Fe}_2\{\mu\text{-C}(\text{OAlR}_3)\}_2(\eta\text{-C}_5\text{H}_5)_2(\text{CO})_2]$,^{113,114} are somewhat related.

B. Synthesis

We shall consider synthetic processes in a similar sequence to those discussed in section IIIB for (μ -alkylidene)dimetal complexes.

Reactions which might be regarded as *carbyne insertions* are shown in eq 49¹¹⁵ and 50 (R = Et or Buⁿ);¹¹⁹



the latter may alternatively be viewed as a *carbyne transfer* from Hg to Mn. The (μ -alkylidene)diiron complex XLI is authenticated by an X-ray study;¹⁰² it was obtained in a low yield from reaction 49, XLII being the principal product.

Metal-promoted ring opening is exemplified by the organoferrate(0) reactions of epoxides, as in eq 51,¹⁰⁵ postulated to proceed by the sequence of eq 52 {Fp = Fe($\eta\text{-C}_5\text{H}_5$)(CO)₂}.

The reaction of a carbynemetal complex with a low-oxidation-state metal fragment may be termed *dimetallacycloprenation*. It was first demonstrated for the process shown in eq 53 [$\text{L}_n = (\eta\text{-C}_5\text{H}_5)(\text{CO})_2$ or (OC)₄Br, R = Me or Ph].¹⁰⁷ Further examples relate

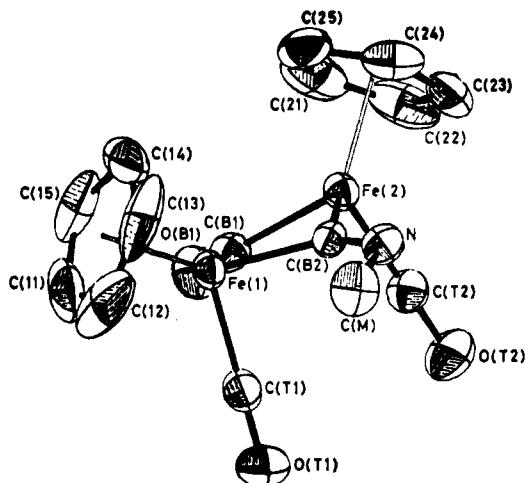


Figure 38. ORTEP drawing of the cation $\text{cis-}[\text{Fe}_2\{\mu\text{-C}(\text{NHMe})\}(\eta\text{-C}_5\text{H}_5)_2(\mu\text{-CO})(\text{CO})_2]^+$. Reproduced, with permission, from: Willis, S.; Manning, A. R.; Stephens, F. S. *J. Chem. Soc., Dalton Trans.* 1979, 23. Copyright 1979, The Chemical Society, London. Bond lengths (Å): FeFe', 2.521 (1); FeC(T), 1.78; FeC(B2), 1.87; FeC(B1), 1.95; C(B2)N, 1.28 (1). Bond angles (°): FeC(B2)Fe', 84.6 (4).

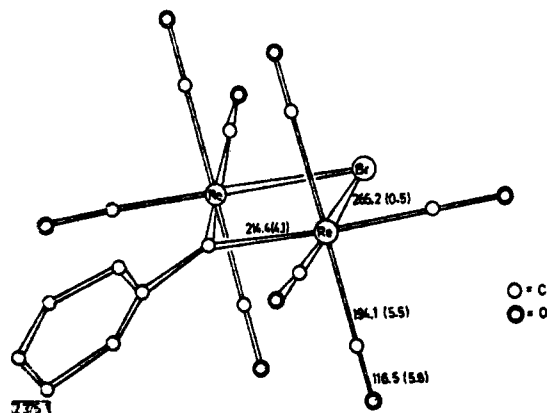


Figure 39. Schematic representation of the molecular structure of $[\text{Re}_2(\mu\text{-CPh})(\mu\text{-Br})(\text{CO})_3]$. Reproduced, with permission, from: Fischer, E. O.; Huttner, G.; Lindner, T. L.; Frank, A.; Kreissl, F. R. *Angew. Chem., Int. Ed. Engl.* 1976, 15, 231. Copyright 1976, Verlag Chemie GmbH. Bond lengths (pm): ReC, 214.4 (4.1); ReBr, 265.2 (0.5). The Ph ring is twisted 72° about the almost planar $\text{Re}_2(\mu\text{-Br})(\mu\text{-C})(\text{CO})_4$ moiety.

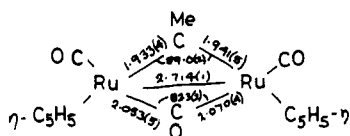
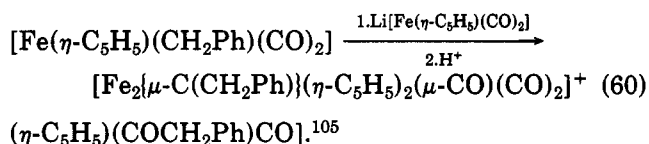


Figure 40. Schematic representation of the molecular structure of the cation in $[\text{Ru}_2(\mu\text{-CMe})(\eta\text{-C}_5\text{H}_5)_2(\mu\text{-CO})(\text{CO})_2][\text{BF}_4]$.⁸⁰ It is of interest to compare this with that of the deprotonated $\mu\text{-CCH}_2$ complex of Figure 19.

a further example of a dimetallacycloprenation. The pathway for eq 60 may involve an intermediate, $[\text{Fe-}$



C. Chemical Properties

We have already noted (section IIIB) that *nucleophilic addition at the bridging carbon atom* of a (μ -

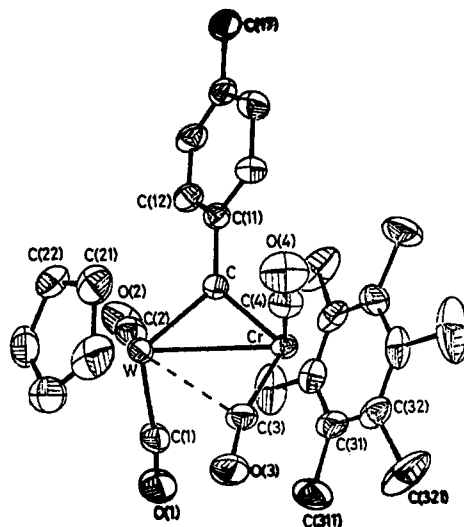


Figure 41. ORTEP drawing of the molecular structure of $[\text{CrW}\{\mu\text{-C}(\text{C}_6\text{H}_4\text{Me-p})\}(\eta\text{-C}_5\text{H}_5)(\eta\text{-C}_6\text{Me}_6)(\text{CO})_4]$. Reproduced, with permission, from: Chetcuti, M. J.; Green, M.; Jeffery, J. C.; Stone, F. G. A.; Wilson, A. A. *J. Chem. Soc., Chem. Commun.* 1980, 948. Copyright 1980, The Chemical Society, London. Bond lengths (Å): CrW, 2.941 (1); CrC, 1.928 (6); WC, 2.025 (6); CrC(3), 1.840 (6); WC(3), 2.69 (1). Angles (°): CrCW, 96.1 (3); CCrW, 43.2 (2); CrC(3)O(3), 163 (1). The CW separation corresponds to a double bond.

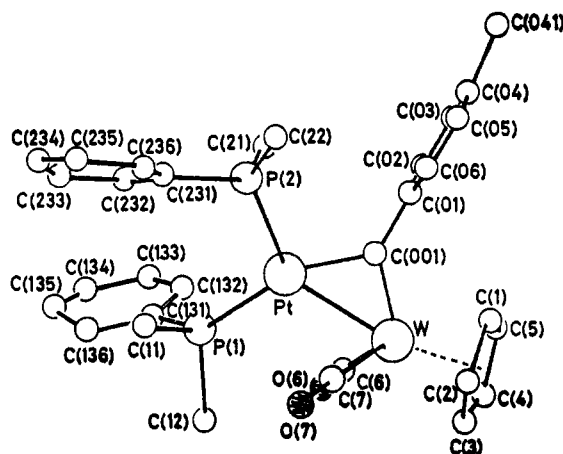
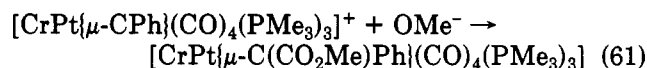


Figure 42. Schematic representation of the molecular structure of $[\text{WPt}\{\mu\text{-C}(\text{C}_6\text{H}_4\text{Me-p})\}(\eta\text{-C}_5\text{H}_5)(\text{CO})_3(\text{PMe}_2\text{Ph})_2]$. Reproduced, with permission, from: Ashworth, T. V.; Howard, J. A. K.; Stone, F. G. A. *J. Chem. Soc., Dalton Trans.* 1980, 1609. Copyright 1980, The Chemical Society, London. WPt, 2.751 (1) Å; WC(001), 1.967 (6) Å, PtC(001), 1.997 (9) Å; the *p*-tolyl ring is inclined at 88.1° to the W-Pt-C plane.

alkylidyne)dimetal complex may provide a route to a (μ -alkylidene)dimetal analogue. Thus, there is simple *methoxide addition* as in eq 30, although this may be accompanied by a CO migration, cf., eq 61,⁴⁶ PMe_3



addition as in eq 83 (section XI);⁶⁰ and *hydride addition* (see final step of eq 28).⁸⁰ The *acidity of the β -hydrogen atoms* of a (μ -alkylidyne)dimetal complex is shown by the ready *bridge exchange* in $[\text{Mn}_2\{\mu\text{-C}(\text{CH}_2\text{R})\}(\eta\text{-C}_5\text{H}_5)_2(\text{CO})_4]^+$ (R = H or Me) with CF_3CO_2^- or with a μ -vinylidene analogue, see eq 58.⁹¹

The (μ -alkylidyne)dimetal complexes are often robust for low oxidation states of metals. However, the isoleptic series $[\text{M}\{\mu\text{-C}(\text{SiMe}_3)\}_2(\text{CH}_2\text{SiMe}_3)_4]$ (M = Nb,¹⁰³

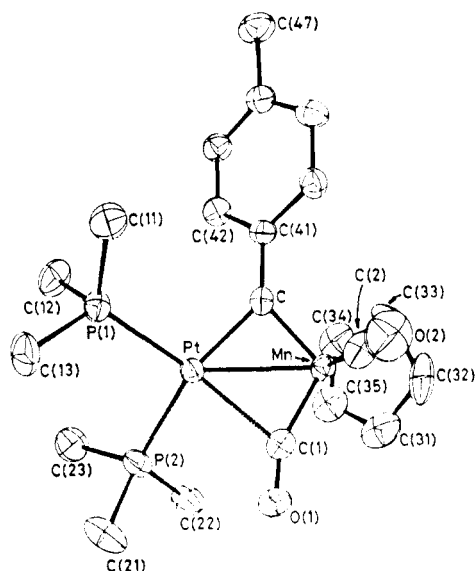


Figure 43. ORTEP drawing of the molecular geometry of the cation $[\text{MnPt}\{\mu\text{-C}(\text{C}_6\text{H}_4\text{Me-}p)\}(\eta\text{-C}_5\text{H}_5)(\text{CO})_2(\text{PMe}_3)_2]^+$. Reproduced, with permission, from: Howard, J. A. K.; Jeffery, J. C.; Laguna, M.; Navarro, R. Stone, F. G. A. *J. Chem. Soc., Chem. Commun.* 1979, 1170. Copyright 1979, The Chemical Society, London. The MnC bond was regarded as $\text{Mn}=\text{C}$. The plane of the tolyl group is inclined 43° to the $\text{Mn}(\mu\text{-C})\text{Pt}$ plane.

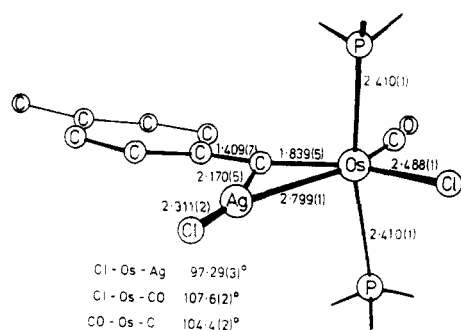
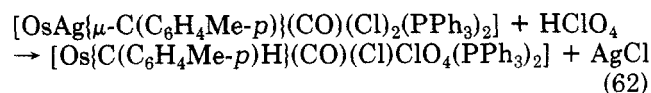


Figure 44. Schematic representation of the molecular structure of $[\text{OsAg}\{\mu\text{-C}(\text{C}_6\text{H}_4\text{Me-}p)\}(\text{CO})(\mu\text{-Cl})(\text{Cl})(\text{PPh}_3)_2]$. Reproduced, with permission, from: Clark, G. R.; Cochrane, C. M.; Roper, W. R.; Wright, L. J. *J. Organomet. Chem.* 1980, 199, C35. Copyright 1980, Elsevier Sequoia SA.

Ta ,¹⁰³ W ,¹⁰⁶ or Re ¹⁰⁰) are *air- and moisture-sensitive*, as is the bis(μ -siloxyalkylidene)diiron complex XXXIX.¹¹² The latter reacts with hydrogen chloride and the derived (μ -hydroxyalkylidene)diiron compound is resilylated to the starting material by treatment with Me_3SiCl and NEt_3 .

A *metal fragmentation* has been observed, involving transformation of $[\text{Fe}_2\{\mu\text{-C}(\text{NET}_2)_2\}(\text{CO})_6]$ into tetrakis(diethylamino)cyclopentadienone-tricarbonyliron complex (XLII) (see eq 49).¹¹⁵ The complex XLIV (MX = AgCl) with perchloric acid reacted according to eq 62.¹¹⁷



V. (μ -Hydrocarbonyl)dimetal and Related Electron-Deficient Complexes, $[\text{M}(\text{R or Ar})\text{M}']$

A. Stoichiometry, Structures, and Bonding

The existence of electron-deficient alkyl-bridging of main-group metals has long been known.¹⁵ Prominent

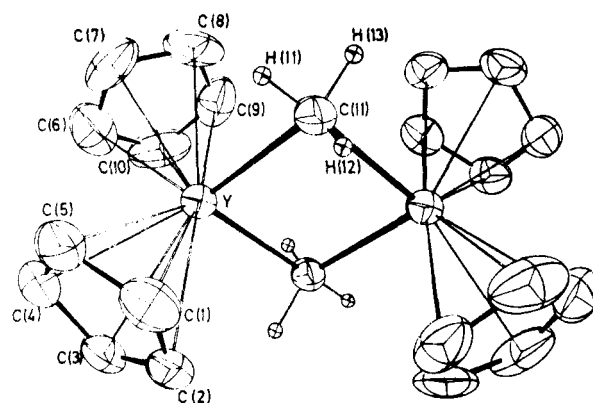


Figure 45. ORTEP drawing of the molecule $[\text{Y}_2(\mu\text{-CH}_3)_2(\eta\text{-C}_5\text{H}_5)_4]$; the Yb analogue is isostructural. Reproduced, with permission, from: Holton, J.; Lappert, M. F.; Ballard, D. G. H.; Pearce, R.; Atwood, J. L.; Hunter, W. E. *J. Chem. Soc., Dalton Trans.* 1979, 54. Copyright 1979, The Chemical Society, London. Bond lengths (\AA) (Yb in parentheses): YCp , 2.655 (18) [2.613 (13)]; Y-CH_3 , 2.545 (11) [2.511 (35)]; $\text{C}(11)\text{H}(11)$, 0.93; $\text{C}(11)\text{H}(12)$, 0.86; $\text{C}(11)\text{H}(13)$, 1.15. Bond angles ($^\circ$): YCY , 87.7 (3) [86.6 (3)]; MeYMe' , 92.3 (3) [93.4 (4)]; $\text{H}(11)\text{C}(11)\text{H}(12)$, 111; $\text{H}(11)\text{C}(11)\text{H}(13)$, 95; $\text{H}(12)\text{C}(11)\text{H}(13)$, 118.

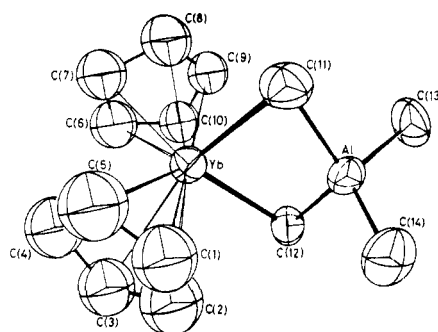


Figure 46. ORTEP drawing of the molecule $[\text{YbAl}(\mu\text{-CH}_3)_2(\eta\text{-C}_5\text{H}_5)_2\text{Me}_2]$. Reproduced, with permission, from: Holton, J.; Lappert, M. F.; Ballard, D. G. H.; Pearce, R.; Atwood, J. L.; Hunter, W. E. *J. Chem. Soc., Dalton Trans.* 1979, 45. Copyright 1979, The Chemical Society, London. Bond lengths (\AA): $\text{YbC}(\text{Cp})$, 2.61 (3); YbC_b , 2.59 (3); AlC_b , 2.18 (5); AlC_s , 2.00 (1). Bond angles ($^\circ$): YbCAI , 78.9 (1.6); $\text{C}(12)\text{YbC}(11)$, 87.1 (6); $\text{C}(11)\text{AlC}(12)$, 113.8. The yttrium compound, $[\text{YAl}(\mu\text{-CH}_3)_2(\eta\text{-C}_5\text{H}_5)_2\text{Me}_2]$, is isostructural, the average bridging bond distances being 2.10 (2) \AA for CAI and 2.58 (3) \AA for CY ; the $\text{Y}\cdots\text{Al}$ separation being 3.056 (6) \AA .^{129,130}

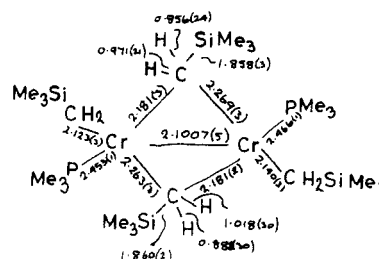
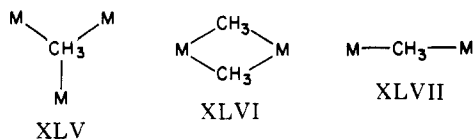


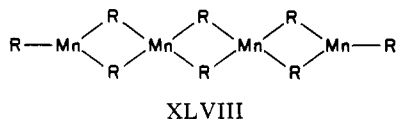
Figure 47. Schematic representation of the molecular structure of $[\text{Cr}_2(\mu\text{-CH}_2\text{SiMe}_3)_2(\text{CH}_2\text{SiMe}_3)_2(\text{PMe}_3)_2]$.¹²⁵ Bond angles (av) ($^\circ$): PCrCr' , 108.3; $\text{C}_\mu\text{CrCr}'$, 61.7; C_μCrP , 167.1; $\text{C}_\mu\text{CrC}'_\mu$, 85.1; CCrCr' , 125.1; C_μCrP , 94.9; CCrP , 88.5; C_μCrC , 169.4. The two bridging groups are in a *cis* configuration; the chromium atoms are believed to be joined by a quadruple bond.

illustrations include $(\text{LiMe})_4$, in which each methyl group is equivalently linked to three metal atoms, XLV, and $(\text{AlMe}_3)_2$, in which the bridging is of the type shown in XLVI. The first examples of alkyl-bridged transition-metal complexes were obtained in 1966, but their structural identification awaited later spectroscopic¹²⁰

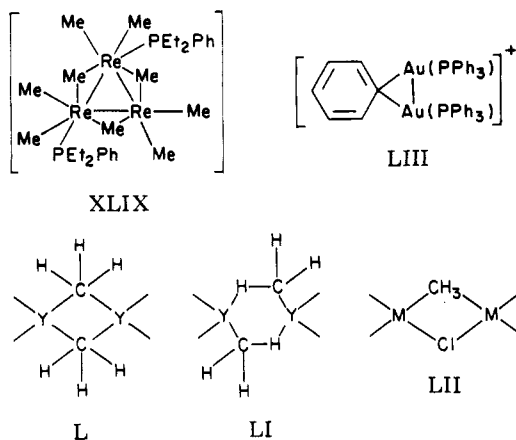


and eventually (1978) X-ray¹²¹ studies (Figure 52). The first case of a single alkyl bridge, as in XLVII, was provided by $[\{\text{Cu}(\text{CH}_2\text{SiMe}_3)_4\}_4]$ ^{122,123} (VII). For binuclear metal complexes, bridges of type XLVI have received X-ray verification: Y and Yb (Figure 45),^{124,129} Cr (Figure 47),¹²⁵ Mn (Figure 51),^{126,127} and Ni (Figure 52).¹²¹ In $[\text{Y}_2(\mu\text{-CH}_3)_2(\eta\text{-C}_5\text{H}_5)_4]$, the carbon-13 chemical shift of the bridging methyl ligand is at 23.0 ppm,¹²⁴ J ($^{89}\text{Y}\text{-C}^1\text{H}_3 = 3.6$ Hz and J ($^{89}\text{Y}\text{-}^{13}\text{CH}_3$) = 25.0 Hz. Related to the dimeric metallocene methyls of Y and Yb are the tetramethylaluminates $[\text{MAl}(\mu\text{-CH}_3)_2(\eta\text{-C}_5\text{H}_5)_2(\text{CH}_3)_2]$ (Figure 46).^{128,129,130}

It is interesting that the degree of molecular aggregation of dialkylmanganese $[\{\text{MnR}_2\}_n]$, is strongly dependent on the nature of the alkyl group, being the dimer for R = $\text{CH}_2\text{CMe}_2\text{Ph}$ (neophyl) (Figure 51), tetramer for R = CH_2CMe_3 (neopentyl, XLVIII), or



polymer for R = CH_2SiMe_3 (Figure 50).^{126,127} The frozen solution ESR spectrum indicates high spin Mn^{2+} . The unit XLVII has also been established for XLIX¹³¹



and may well be present in $[\text{Re}_3\text{Me}_9]$,^{132,133} $[\text{Re}_3(\text{CH}_3)_9(\text{PEt}_2\text{Ph})_3]$,⁷⁵ and $[\text{Re}_6(\mu\text{-CH}_3)_6(\text{CH}_3)_6(\mu\text{-O}_2\text{CMe})_6]$.^{132,133} A methyl bridge is confirmed by X-ray analysis of a salt containing the cation $[\text{Ru}_2(\mu\text{-CH}_2)_2(\mu\text{-CH}_3)(\text{PMe}_3)_6]^+$ (Figure 17).⁷⁵ Reference has already been made to $[\text{Ru}_2(\mu\text{-CH}_3)(\eta\text{-C}_5\text{H}_5)_2(\mu\text{-CO})(\text{CO})_2]^+$ (eq 28),⁸⁰ $[\text{Os}_3(\mu\text{-CH}_3)(\mu\text{-H})(\text{CO})_{10}]$ (XXXIII),⁹⁷ and $[\text{TiAl}(\mu\text{-CH}_2)(\mu\text{-CH}_3)(\eta\text{-C}_5\text{H}_5)_2\text{Me}_2]$.³⁷

For $[\text{Y}_2(\mu\text{-CH}_3)_2(\eta\text{-C}_5\text{H}_5)_4]$, X-ray diffraction located the bridge hydrogen atoms (Figure 45) and confirmed the symmetrical arrangements (L),¹²⁴ rather than the alternative LI which had at one time been considered for $(\text{AlMe}_3)_2$. Bridge hydrogen atoms were also identified in $[\text{Cr}_2(\mu\text{-CH}_2\text{SiMe}_3)_2(\text{CH}_2\text{SiMe}_3)_2(\text{PMe}_3)_2]$ (Figure 47).¹²⁵ A mixed $\mu\text{-Me}\text{-}\mu\text{-Cl}$ bridge (LII) has been considered for the unstable $[\text{TiAl}(\eta\text{-C}_5\text{H}_5)_2\text{Me}_3\text{Cl}]$,^{124,134,135} the yttrium analogue,¹²⁴ $[\text{Ni}(\eta\text{-allyl})(\text{MgMe}_2\text{Cl}(\text{OEt}_2))]$,¹²⁰ and some tetranuclear Ru_2M_2 (M = Zn or Mg) complexes.¹³⁶ The *o*-(dimethyl-

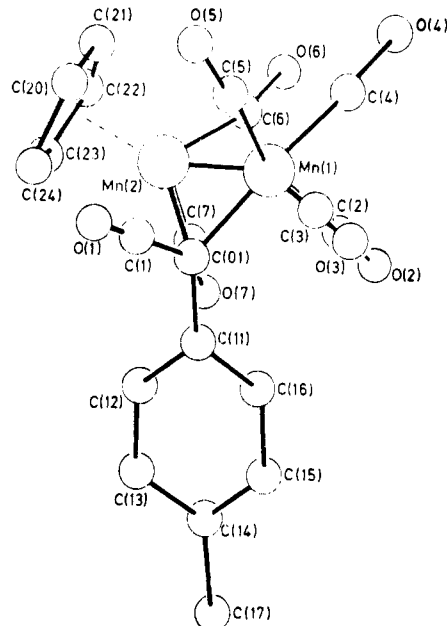


Figure 48. Schematic drawing of the molecular structure of $[\text{Mn}_2]\mu\text{-C}(\text{Tol-}p\text{)=CO}(\eta\text{-C}_5\text{H}_5)(\text{CO})_6$. Reproduced, with permission, from: Martin-Gil, J.; Howard, J. A. K.; Navarro, R.; Stone, F. G. A. *J. Chem. Soc., Chem. Commun.* 1979, 1168. Copyright 1979, The Chemical Society, London. Bond lengths (Å): MnMn', 2.735 (1); Mn(1)C(01) = Mn(2)C(01), 2.128 (4); C(01)C(1), 1.326 (6); C(1)O(1), 1.167 (5). These data suggest a symmetrically sited μ -ketene bridge rather than an ylide bridge (i.e., the CO bond of the bridge is C=O rather than $\text{C}\equiv\text{O}^+$). The corresponding MnRe complex in which Re replaces Mn(1) and Ph replaces *p*-Tol has been characterized by E. O. Fischer et al. (cited by Martin-Gil et al.).

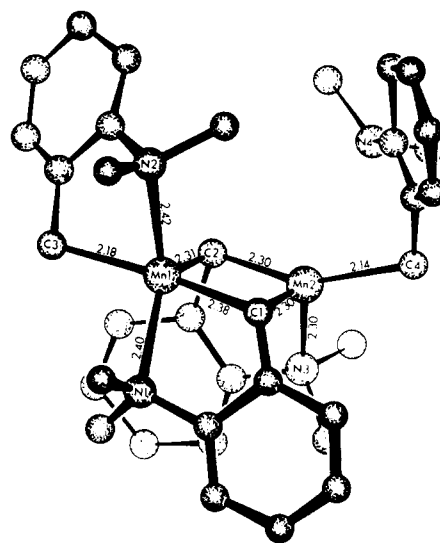


Figure 49. ORTEP drawing of the molecular structure of $[\text{Mn}_2(\mu\text{-CH}_2\text{C}_6\text{H}_4\text{NMe}_2\text{-}o)_2(\text{CH}_2\text{C}_6\text{H}_4\text{NMe}_2\text{-}o)_2]$. Reproduced, with permission, from: Manzer, L. E.; Guggenberger, L. J. *J. Organomet. Chem.* 1977, 139, C34. Copyright 1977, Elsevier Sequoia SA. Additional parameters: MnMn', 2.810 (3) Å; Mn(C(1) or C(2),av)Mn', 74.4°; C(2)Mn(1)(av), 105.6°; Mn(1)C(2)Mn(2)C(1) planar to 0.02 Å.

amino)benzyl ligand R^- was first introduced for the paramagnetic CrR_2 and MnR_2 ; for the latter, the molecular structure in Figure 49 shows that the nitrogen atom is also involved in bonding.¹³⁷ The X-ray crystal structures of two further binuclear complexes are noteworthy. That shown in Figure 53 for a (μ -ferrocenyl)digold(I) cation,^{138,139} might be the prototype for a wider series of μ -aryl complexes; LIII resembles

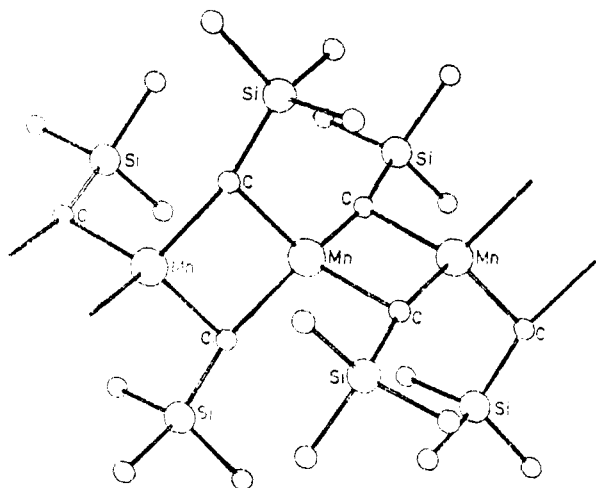


Figure 50. Schematic representation of the molecular structure of $[\text{Mn}(\mu\text{-CH}_2\text{SiMe}_3)_2]_n$. Reproduced, with permission, from: Andersen, R. A.; Carmona-Guzman, E.; Gibson, J. F.; Wilkinson, G. *J. Chem. Soc., Dalton Trans.* 1976, 2204. Copyright 1976, The Chemical Society, London. (Citing X-ray data of Hursthouse, M. B. and Raithby, P. R.) No details for this polymer.

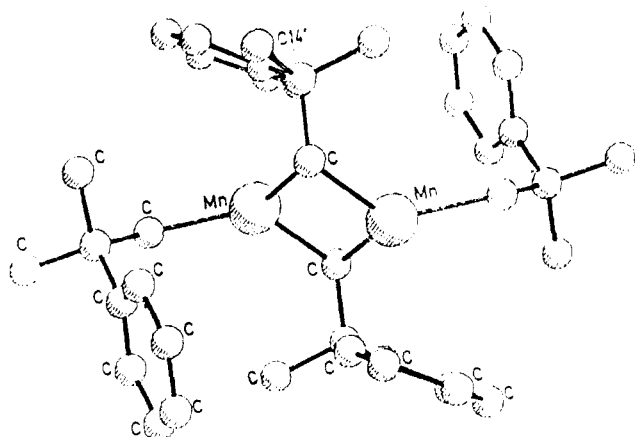
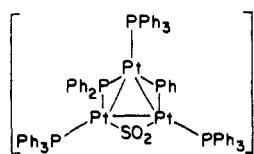


Figure 51. Schematic representation of the molecular structure of $[\text{Mn}_2(\mu\text{-CH}_2\text{CMe}_2\text{Ph})_2(\text{CH}_2\text{CMe}_2\text{Ph})_2]$. Reproduced, with permission, from: Andersen, R. A.; Carmona-Guzman, E.; Gibson, J. F.; Wilkinson, G. *J. Chem. Soc., Dalton Trans.* 1976, 2204. Copyright 1976, The Chemical Society, London. (Citing X-ray data of Hursthouse, M. B.; Raithby, P. R.) The MnC(1) and MnC(2) lengths of ca. 2.7 Å indicate some η^2 -interaction of Ph rings with Mn; the ortho-H has close contact to Mn. MnMn' of 2.719 Å indicates negligible metal-metal interaction.

a Wheland intermediate in electrophilic aromatic substitution, and is established (X-ray) for the trinuclear complex LIV,¹⁴⁰ and for $[\text{Fe}_2\{\mu\text{-C}(\text{CHO})(\text{PPh}_2)\}_2(\eta\text{-C}_6\text{-}$



LIV

$\text{H}_4(\text{CO})_6]$ (Figure 59).¹⁴¹ For these complexes the plane of the aryl ring is perpendicular to that of the MCM triangle. Two chelating ortho substituents in $\text{-C}_6\text{H}_3(\text{OMe})_{2,6}$ force the two entities to become coplanar giving the unusual planar five-coordinate carbon atom in the complex of Figure 62, $[\text{V}_2\{\mu\text{-C}_6\text{H}_3(\text{OMe})_{2,6}\}_2]$.¹⁴² Aryl bridging by the ligand $\text{-C}_6\text{H}_4\text{CH}_2\text{NMe}_2\text{-o}$ (Ar^-) (in which nitrogen donation is also implicated) is confirmed

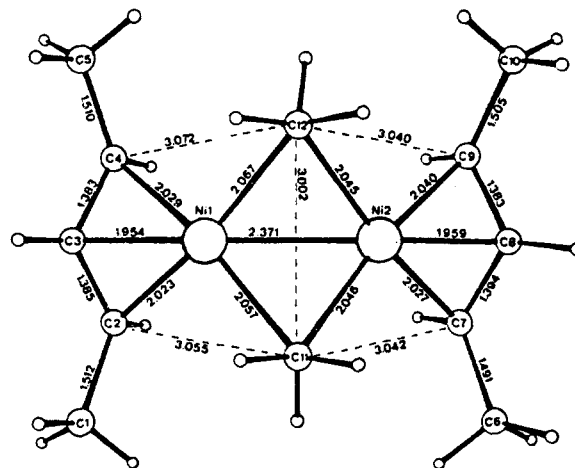


Figure 52. Schematic representation of the molecular structure of $[\text{Ni}_2(\mu\text{-CH}_3)_2(\eta\text{-C}_5\text{H}_5\text{Me}_2\text{-1,3})_2]$. Reproduced, with permission, from: Krüger, C.; Sekutowski, J. C.; Berke, H.; Hoffmann, R. *Z. Naturforsch. B: Anorg. Chem., Org. Chem.* 1978, 33, 1110. Copyright 1978, Verlag der Zeitschrift für Naturforschung. The molecule is folded about its center, the two $\eta^3\text{-C}_5\text{H}_5$ lying cis with respect to NiNi', but trans to the two mutually *cis*- $\mu\text{-Me}$ bridges. Each Ni atom is in approximately square planar environment; the two NiMe₂ planes are at 117.5° with respect to one another.

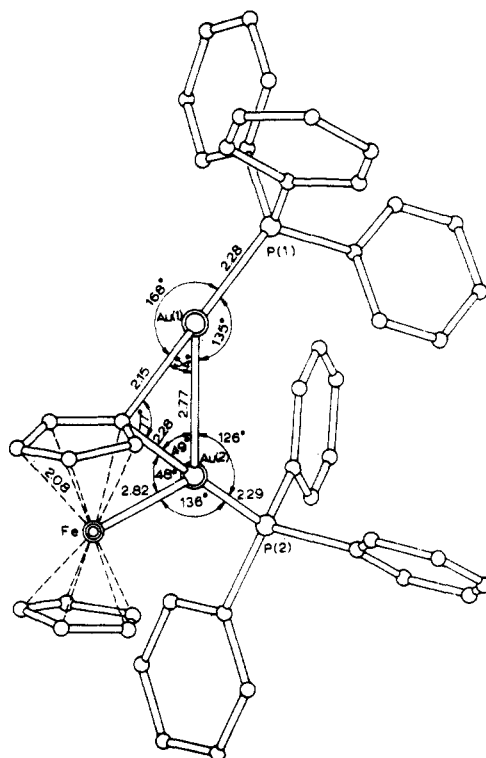


Figure 53. Schematic drawing of the molecular structure of the cation $[\text{Au}_2\{\mu\text{-}(\eta\text{-C}_6\text{H}_4)\text{Fe}(\eta\text{-C}_6\text{H}_5)(\text{PPh}_3)_2\}^+$. Reproduced, with permission, from: Nesmeyanov, A. N.; Perevalova, E. G.; Grandberg, K. I.; Lemenovskii, D. A.; Baukova, Y. V.; Afanassova, O. B. *J. Organomet. Chem.* 1974, 65, 131. Copyright 1974, Elsevier Sequoia SA. See also: Andrianov, V. G.; Struchkov, Yu. T.; Rossinskaya, E. R. *J. Chem. Soc., Chem. Commun.* 1973, 338. In the tri-*p*-tolylphosphine analogue, ³¹P NMR data show that the two Au(PAr₃) units are equivalent, whereas the Au(PPh₃) groups are inequivalent not only in the crystal but also in solution.

for $[\{\text{CuAr}\}_4]$,^{143,144} and is likely in various other aryl-copper(I),¹⁴⁶ and arylsilver(I) complexes (often trimers in benzene solution).¹⁴⁵ Similar bridging may be found in $[\{\text{Sc}(\eta\text{-C}_5\text{H}_5)_2(\text{C}\equiv\text{CPh})\}_2]$.¹⁴⁷ The structure illustrated in Figure 48 shows a bridging ketenide ligand, $\mu\text{-C}(\text{Tot-}p)\text{-C=O}$.¹⁴⁸ The ketenide carbonyl bond was also

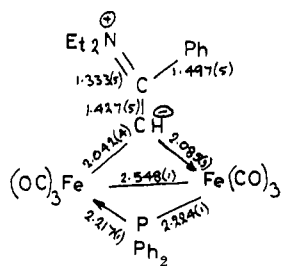


Figure 54. Schematic representation of the molecular structure of $[\text{Fe}_2\{\mu\text{-CHC(Ph)NEt}_2\}(\text{CO})_6(\mu\text{-Ph}_2\text{P})]$.¹⁵⁸ The coordination geometry about the bridging C atom is approximately tetrahedral, whereas about the adjacent C atom and the N atom, it is planar.

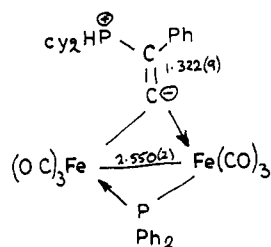


Figure 55. Schematic representation of the molecular structure of $[\text{Fe}_2\{\mu\text{-CC(Ph)PCy}_2\text{H}\}(\text{CO})_6(\mu\text{-Ph}_2\text{P})]$.¹⁵⁹ The coordination geometry about the bridging C atom approximates to trigonal planes.

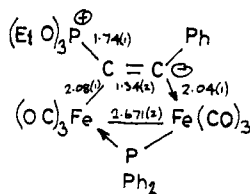


Figure 56. Schematic representation of the molecular structure of $[\text{Fe}_2\{\mu\text{-C(Ph)C[P(OEt)}_3]\}(\text{CO})_6(\mu\text{-PPh}_2)]$.¹⁶¹

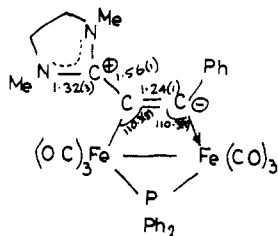


Figure 57. Schematic representation of the molecular structure of $[\text{Fe}_2\{\mu\text{-C(Ph)C[CN(Me)(CH}_2)_2\text{NMe}]\}(\text{CO})_6(\mu\text{-PPh}_2)]$.¹⁶⁰

identified by a CO stretching band at 1850 cm^{-1} and a carbon-13 NMR chemical shift at 162.4 ppm; thus, an alternative formulation as a bridging ylide is less attractive.

The Zr^{III} complex $[\{\text{Zr}(\eta\text{-C}_5\text{H}_5)_2\text{Me}\}_2]$ is not well-characterized.¹⁴⁹ The titanium analogue is certainly exceedingly unstable,¹²⁴ although a monoetherate is somewhat more robust.¹⁵⁰ There is evidence for a *n*-butyl bridge in $[\{\text{Y}(\eta\text{-C}_5\text{H}_4\text{Me})_2\text{Bu}^n\}_2]$ from NMR spectroscopy.¹⁵¹

For tetramethylaluminates of formula $[\text{Al}(\mu\text{-CH}_3)_2(\eta\text{-C}_5\text{H}_4\text{R})_2(\text{CH}_3)_2]$ ($\text{M} = \text{Sc}$,¹²⁸ Y ,^{128,152} Gd ,¹²⁸ Dy , Ho , Er , Tm , Yb , or Ti ,¹⁵²) there are a number of interesting features. IR bands at 1250 and 1235 cm^{-1} arise from vibrations associated with bridging methyl groups, cf., 1368 and 1195 cm^{-1} in the corresponding $[\text{M}_2(\mu\text{-CH}_3)_2(\eta\text{-C}_5\text{H}_5)_4]$.¹²⁴ The Sc compound ($\text{R} = \text{H}$) is non-fluxional at ambient temperatures, there being distinct

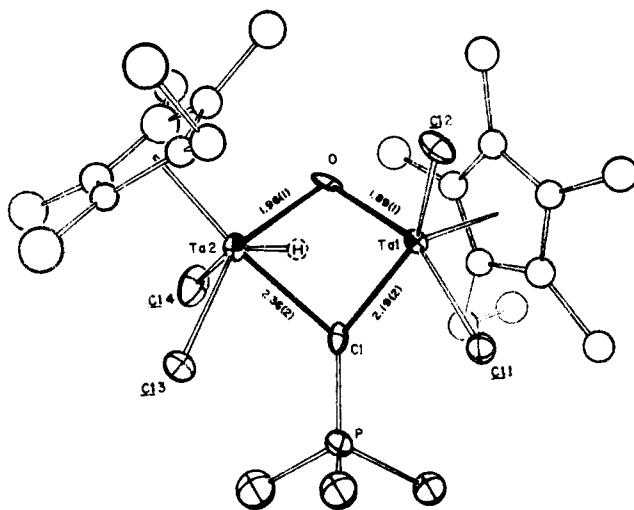


Figure 58. Schematic representation of the molecular structure of $[\text{Ta}_2\{\mu\text{-CH(PMe}_3)\}(\eta\text{-C}_5\text{Me}_4\text{Et})_2\text{Cl}_4(\mu\text{-O})]$. Reproduced, with permission, from: Belmonte, P.; Schrock, R. R.; Churchill, M. R.; Young, W. J. *J. Am. Chem. Soc.* 1980, 102, 2858. The terminal hydride ligand on Ta(2) is shown in its deduced position. The coordination environment about Ta(1) is of the "four legged piano stool type" with equivalent Cp-Ta(1)-L angles (mean 105°). The Ta(1)-Ta(2) distance is $2.992(1)\text{ \AA}$. The mean P-Me distance is 1.84 \AA and the Me_3PCH moiety is regarded as a phosphonium plane.

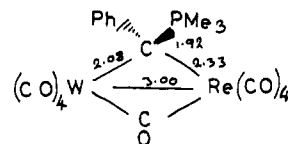


Figure 59. Schematic representation of the molecular structure of $[\text{WRe}\{\mu\text{-C(Ph)PMe}_3\}(\mu\text{-CO})(\text{CO})_6]$.⁶⁰ The Re and W atoms cannot be distinguished; however, the assignment is preferred based on M-C bond lengths.

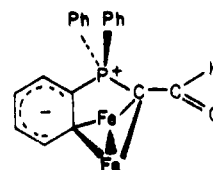


Figure 60. Valence bond representation of the molecular structure of $[\text{Fe}_2\{\mu\text{-C(CHO)PPh}_2\}(\mu\text{-C}_6\text{H}_4)(\text{CO})_6]$. Reproduced, with permission, from: Churchill, M. R.; Rotella, F. J. *Inorg. Chem.* 1978, 17, 2614. There are two crystallographically independent molecules within the asymmetric unit. Bond lengths (\AA): Fe-Fe, 2.471 (1) and 2.466 (1); Fe-C₆H₄, 2.001 (6) and 2.159 (5) for molecule 1 and 1.986 (6) and 2.185 (6) for molecule 2; Fe-C-CHO, 2.037 (6) and 2.047 (6) for molecule 1 and 2.036 (6) and 2.052 (6) for molecule 2. The C_6H_4 ring resembles a Meisenheimer intermediate as found in nucleophilic aromatic substitution.

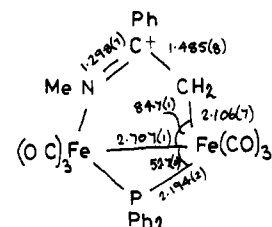
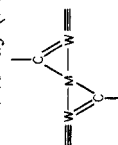


Figure 61. Schematic representation of the molecular structure of $[\text{Fe}_2\{\mu\text{-CH}_2\text{-CPh-N(Me)}\}(\text{CO})_6(\mu\text{-PPh}_2)]$.¹⁵⁸

NMR signals for both bridging and terminal methyl groups, but at $+100^\circ\text{C}$ these environments become coincident. For the Y analogue rapid site exchange is already apparent at $+40^\circ\text{C}$ and $\Delta G^\ddagger_{392\text{K}}$ for site ex-

Table VI. μ -Geminal (1,1-)-Alkylidynedimetal Complexes (See Also Table VIa)

| compound | preparation | comments | ref |
|--|--|--|---------|
| $[M_2(\mu-C_5SiMe_3)_2(CH_3SiMe_3)_4]$ | $Me_3SiCH_2MgCl + MCl_2$ | $M = Nb$ or Ta X-ray ($M = Nb$) (Figure 33) | 96, 103 |
| $[CpPt(\mu-CPh)(CO)_4(PMe_3)_3][BF_4]$ | $[CpPt(C(OMe)Ph)(CO)_4(PMe_3)_3] + Me_3O[BF_4]$ | X-ray, tungsten analogue containing $\mu-CC_6H_4Me-p$ | 46, a |
| $[W_2(\mu-C_5SiMe_3)_2(CH_3SiMe_3)_4]$ | $Mg(CH_2SiMe_3)_2 + WCl_6/THF$ or WCl_4 | X-ray (Figure 34) | 109 |
| $[M_2(\mu-C_5SiMe_3)_2(CH_2CMe_3)_4]$ | $LiCH_2CMe_3 + MCl_4$ | $M = Mo$ or W structure by analogy with Me_3SiCH_2 derivatives | 110 |
| $[W_2(\mu-C(C_6H_4Me-p))Br_2(CO)_2(\mu-(PF_2)_2NMe)_2]$ | $[W(C_6H_4Me-p)Br(CO)_4] + F_2PN(Me)PF_2/h\nu$ | X-ray (Figure 36) | 101 |
| $[WPt(\eta-C_5H_5)(\mu-C(C_6H_4Me-p))(CO)_2(PR_3)_2]$ | $[W(\eta-C_5H_5)(CO)_2(C_6H_4Me-p)] + [Pt(C_2H_4)(PR_3)_2]$ | $PR_3 = PMe_3$ or PMe_2Ph (X-ray) (Figure 42) | 107, b |
| $[C_2W(\eta-C_5H_5)(\mu-C(C_6H_4Me-p))(\eta-C_6Me_6)(CO)_4]$ | $[W(\eta-C_5H_5)(CO)_2(C_6H_4Me-p)] + [Cr(\eta-C_6Me_6)(CO)_3]$ | X-ray (Figure 41) | 111 |
| $[WM(\eta-C_5H_5)(\mu-C(C_6H_4Me-p))(CO)_2L_x]$ | $[W(\eta-C_5H_5)(CO)_2(C_6H_4Me-p)] + ML_x + h\nu$ | $ML_x = [Mn(\eta-C_5H_5Me)(CO)_3]$, $[Re(\eta-C_5H_5)(CO)_3]$, $[Rh(\eta-indenyl)(CO)_2]$ (X-ray), $[Co(\eta-C_5H_5)(CO)_2]$ | 111 |
| $[Mn_2(\eta-C_5H_5)(\mu-CR)(CO)_4][CF_3CO_2]$ | $[Mn_2(\eta-C_5H_5)(CO)_4(\mu-CCHR)] + CF_3CO_2H$ | $R = Me$ or Et | 91 |
| $[Mn_2(\mu-CCO_2R)_2(CO)_8]$ | $[Mn(CO)_3Br] + Hg(N_2CCO_2R)_2$ | $R = Et$ or But | c |
| $[MPt(\eta-C_5H_5)(\mu-C(C_6H_4Me-p))(CO)_2(PMe_3)_2][BF_4]$ | $[M(\eta-C_5H_5)(CO)_2(\mu-C(OMe)C_6H_4Me-p)] - Pt(PR_3)_2 + Me_3O[BF_4]$ | $M = Mn$ (X-ray) or Re (Figure 43) | 46, a |
| $[Re_2(\mu-CPh)(\mu-Br)(CO)_8]$ | $[Re_2(CO)_2(C_6H_4Me-p)] + Al_2Br_6$ | X-ray (Figure 39) | 108 |
| $[Re_2(\mu-COSiMe_3)(CH_2SiMe_3)_4]$ | $ReCl_4(THF)_2 + MgCH_2SiMe_3(Cl)$ | X-ray (Figure 35) | 100 |
| $[Fe_2(\mu-COSiMe_3)(Me_3Si)_2(CO)_6]$ | $Me_3SiI + Na_2[Fe(CO)_4]$ | X-ray | 112 |
| $[Fe_2(\mu-COH)(Me_3Si)_2(CO)_6]$ | acidification of the $\mu-COSiMe_3$ complex | X-ray | 112 |
| $[Fe_2(\eta-C_5H_5)(\mu-COAlEt_3)(CO)_2]$ | $[Fe(\eta-C_5H_5)(CO)_2] + AlEt_3$ | X-ray (Figure 37) | d |
| $[Fe_2(\mu-C(NEt_2))_2(CO)_6]$ | $[Fe(CO)_5] + Et_3NC \rightleftharpoons CNEt_2/h\nu$ | X-ray, $n = 1$ or 2 (Figure 38) | 115 |
| $[Fe_2(\eta-C_5H_5)_2(\mu-C(NHMe))(\mu-CO)(CO)_2]^+$ | $[Fe_2(\eta-C_5H_5)_2(CO)_4-n(CNR)_n] + H[BF_4]$ | X-ray (Figure 40) | 119, c |
| $[Ru_1(\eta-C_5H_5)_2(\mu-CMe)(\mu-CO)(CO)_2][BF_4]$ | $[Ru_1(\eta-C_5H_5)_2(CO)_2(\mu-CO)(\mu-C=CH_2)] + H[BF_4]$ | | 80 |
| $[(\eta-C_5H_5)(CO)Fe(\eta-C_5H_5)(CO)]$ | $Li[Fe(\eta-C_5H_5)(CO)_2] + H[BF_4]$ | | 105 |
| $[M\{W(\eta-C_5H_5)(CO)(\mu-CC_6H_4Me-p)\}_2]$ | $[W(\eta-C_5H_5)(CO)_2(\mu-CC_6H_4Me)] + [Pt(C_2H_4)_3]$ $[Pd(C_2H_5)_3]$, or $[Ni(\eta-C_5H_5)_2]$ | $M = Ni, Pd$, or Pt X-ray ($M = Ni$ and Pt) linear structure | f |
| $[Fe_2(\eta-C_5H_5)_2Me_2C_2H_3(\mu-CET)(CO)_8]$ | Miscellaneous Trimetallic Complexes | | g |
| $[HFe_3(\mu-COMe)(CO)_{10}]_2$ (DMTED) | $[Fe_3(CO)_{12}] + MeC \equiv CH$ | X-ray (DMTED = N, N' -dimethyltriethylenediamine cation(2+)) | h |
| $[HM_3(\mu-COMe)(CO)_{10}]$ | $[DMTED][Fe_3(CO)_{11}] + CH_3SO_3F$ | $M = Fe, Ru$ or Os | 105, i |
| $[H_3M_3(\mu-COMe)(CO)_9]$ | $[HM_3(\mu-CO)(CO)_{10}]^+ + MeSO_3F$ | X-ray ($M = Fe$ and Ru) | 105, i |
| $[Ru_2(\eta-C_5H_5)_2(\mu-CCH_2Bu-t)(CO)_8]$ | H_2 + monohydrido complex | $M = Fe, Ru$ or Os , X-ray ($M = Fe$ and Ru) | j |
| $[H_2Os_3(\mu-CH)(CO)_9]$ | $[H_4M_4(CO)_{12}] + C_2H_4$ | $R = Hal, Alk, Ar, etc$ | k |
| $[Co_3(\mu-CR)(CO)_6]$ | $[HRu_2(CO)_9C_2Bu-t] + C_2H_4$ | $M = Co$ or Rh | 78 |
| $[M_3(\eta-C_5H_5)_3(\mu-CNEt_2)_2]$ | $[HO_3(CO)_{10}CH_3] \rightleftharpoons e.g., [Co_3(CO)_9] + CRCl_3$ or $[HCCo(CO)_9] + HgR_2$ | | 98 |
| $[Ni_1(\eta-C_5H_5)_1R_1(\eta-C_5H_5)_2(\mu-CPh)]$ | $[M(\eta-C_5H_5)(CO)_2] + Et_3NC \rightleftharpoons CNEt_2$ | $R = H$ or CH_2Ph | 115 |
| $[PtWFe(\eta-C_5H_5)(\mu-C(C_6H_4Me-p))(CO)_6(PR_3)]$ | $[Ni(\eta-C_5H_5)_2] + PhCH_2MgCl$ $[Fe_2(CO)_9] + [PtW(\eta-C_5H_5)(\mu-C(C_6H_4Me-p))] - (CO)_2(PR_3)_2]$ | $PR_3 = PEt_3$ or $PMepH_2$, X-ray | l |
| | | | m |



| | | | |
|--|--|--|----------|
| $[\text{FeRh}(\eta\text{-C}_5\text{H}_5)(\eta\text{-C}_9\text{H}_7)\{\mu\text{-C}(\text{C}_6\text{H}_4\text{Me-p})\}\text{-}(\mu\text{-CO})(\text{CO})_2]$ | $[\text{Rh}(\eta\text{-C}_5\text{H}_5)(\eta\text{-C}_9\text{H}_7)\{\mu\text{-C}(\text{C}_6\text{H}_4\text{Me-p})\}\text{-}(\text{CO})_2] + [\text{Fe}_2(\text{CO})_9]$ | X-ray; Co and Rh analogues also prepared via reaction with $[\text{Co}_2(\text{CO})_8]$ and $[\text{Rh}_2(\eta\text{-C}_5\text{H}_5)_2(\mu\text{-CO})_2]$, respectively | <i>m</i> |
| $[\text{Mo}_3(\mu\text{-CMe})(\text{OAc})_6(\text{H}_2\text{O})_3]^+$ | $[\text{Mo}(\text{CO})_6] + \text{AcOH}/(\text{AcO})_2\text{O}/\Delta$ | X-ray, W complexes also prepared | <i>n</i> |
| $[\text{HfE}_4(\mu\text{-CH})(\text{CO})_{12}]$ | $[\text{Fe}_2(\text{CO})_9] + \text{H}_2$ | X-ray | <i>o</i> |
| $[\text{Rh}_2(\eta\text{-C}_5\text{H}_5)_2(\mu\text{-CH})(\text{CO})_2][\text{PF}_6]$ | $[\text{Rh}(\eta\text{-C}_5\text{H}_5)_2(\mu\text{-CH}_2)] + \text{CF}_3\text{CO}_2\text{H}$ | X-ray | <i>p</i> |
| $[\text{Ni}_3(\eta\text{-C}_5\text{H}_5)_3(\mu\text{-CR})]$ | $[\text{Ni}(\eta\text{-C}_5\text{H}_5)_2] + \text{RCH}_2\text{Li}$ | R = CMe ₃ or SiMe ₃ | <i>q</i> |

^a Howard, J. A. K.; Jeffery, J. C.; Laguna, M.; Navarro, R.; Stone, F. G. A. *J. Chem. Soc., Dalton Trans.* 1981, 751. ^b Ashworth, T. V.; Howard, J. A. K.; Stone, F. G. A. *J. Chem. Soc., Chem. Commun.* 1979, 42. ^c Herrmann, W. A. *Angew. Chem., Int. Ed. Engl.* 1974, 13, 812; *J. Organomet. Chem.* 1975, 97, 1. ^d Kim, N. E.; Nelson, N. J.; Shriver, D. F. *Inorg. Chim. Acta.* 1973, 7, 393. ^e Willis, S.; Manning, A. R.; Stephens, F. S. *J. Chem. Soc., Dalton Trans.* 1979, 23. ^f Ashworth, T. V.; Chetcuti, M. J.; Howard, J. A. K.; Stone, F. G. A.; Wisbey, S. J.; Woodward, P. J. *Chem. Soc., Dalton Trans.* 1981, 763. ^g Aime, S.; Milone, L.; Sappa, E.; Tiripicchio, A. *J. Chem. Soc., Dalton Trans.* 1977, 227. ^h Shriver, D. F.; Lehman, D.; Strope, D. *J. Am. Chem. Soc.* 1975, 97, 1594. ⁱ Keister, J. B. *J. Chem. Soc., Chem. Commun.* 1979, 214. ^j Wong, K. S.; Fehner, T. P. *J. Am. Chem. Soc.* 1981, 103, 966. ^k Sheldrick, G. M.; Yesinowski, J. P. *J. Chem. Soc., Dalton Trans.* 1975, 873. ^l Deeming, A. J.; Underhill, M. J. *Chem. Soc., Chem. Commun.* 1973, 277. ^m Ravertino, V.; Aime, S.; Milone, L.; Sappa, E. *Inorg. Chim. Acta.* 1978, 30, 9. ⁿ Vovyevodskaya, I. M.; Ustyuyuk, Y. A. *J. Organomet. Chem.* 1972, 37, 187. ^o Chetcuti, M.; Green, M.; Howard, J. A. K.; Jeffery, J. C.; Mills, R. M.; Pain, G. N.; Porter, S. J.; Stone, F. G. A.; Wilson, A. A.; Woodward, P. J. *Chem. Soc., Chem. Commun.* 1980, 1057; *J. Chem. Soc., Dalton Trans.* 1982, 1757, 2475; see also Chetcuti, M. J.; Marsden, K.; Moore, I.; Stone, F. G. A.; Woodward, P. *Ibid.* 1982, 1749. ^p Bino, A.; Cotton, F. A.; Dori, Z. *J. Am. Chem. Soc.* 1981, 103, 243. ^q Beno, M. A.; Williams, J. M.; Tachikawa, M.; Muetterties, E. L. *J. Am. Chem. Soc.* 1981, 103, 1485. ^r Dimas, P. A.; Duesler, E. N.; Lawson, R. J.; Shapley, J. R. *J. Am. Chem. Soc.* 1980, 102, 7787. Herrmann, W. A.; Plank, J.; Guggolz, E.; Ziegler, M. L. *Angew. Chem., Int. Ed. Engl.* 1980, 20, 651. ^s Booth, B. L.; Casey, G. C. *J. Organomet. Chem.* 1979, 178, 371.

TABLE VII. μ -Alkyl or Aryl Electron-Deficient Dimetal Complexes (See Also Table VIIa)

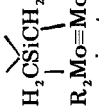
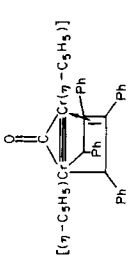
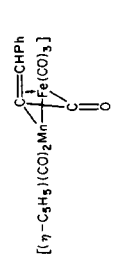
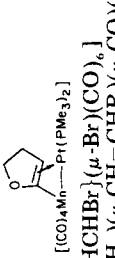
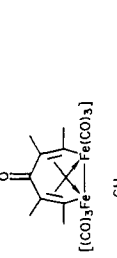
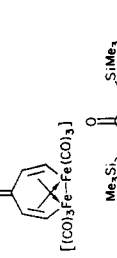
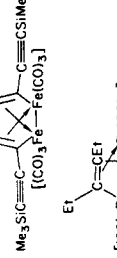
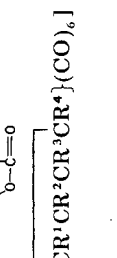
| compound | preparation | comments | ref |
|---|--|---|----------|
| $[\text{Ti}\{\text{C}_6\text{H}_5\}_2]_n$ | $[\text{Ti}(\eta\text{-C}_5\text{H}_5)_2\text{R}_2] + \text{C}_6\text{H}_5\text{Li}$ | polymeric probably aryl-bridged | <i>a</i> |
| $[\text{Ti}\{\text{CH}_2\text{C}_6\text{H}_4\}_2]_2$ | $[\text{Ti}(\eta\text{-C}_5\text{H}_5)_2\text{R}_2] + \text{C}_6\text{H}_5\text{CH}_2\text{Li}$ | dimeric probably aryl-bridged | <i>a</i> |
| $[\text{Zr}_2(\eta\text{-C}_5\text{H}_5)_4(\mu\text{-CH}_3)_2]$ | $[\text{Zr}(\eta\text{-C}_5\text{H}_5)_2\text{Me}_2] + \text{H}_2$ | characterized by IR and molecular weight data | 149 |
| $[\text{Zr}_2(\eta\text{-C}_5\text{H}_5)_4(\mu\text{-CH}_2\text{O})\text{Cl}_2]$ | $\text{Zr}(\eta\text{-C}_5\text{H}_5)_2(\text{H})\text{Cl} + \text{CO}$ | bridge structure not well-characterized | <i>b</i> |
| $[\text{Zr}_2(\eta\text{-C}_5\text{H}_5)_4(\mu\text{-C}_{10}\text{H}_7)(\mu\text{-H})]$ | $[\text{Zr}(\eta\text{-C}_5\text{H}_5)_2\text{Cl}_2] + \text{K}[\text{C}_{10}\text{H}_8]$ | X-ray shows bridging hydride and bridging naphthyl | <i>c</i> |
| $[\text{V}_2(\mu\text{-C}_6\text{H}_5(\text{OMe})_2)_2]_4$ | $[\text{VCl}_3(\text{THF})_3] + 4\text{LiC}_6\text{H}_5(\text{OMe})_2 \cdot 2,6$ | two types of bridge identified by X-ray (Figure 63): (1) aryl bridge; (2) $-\text{C}-\text{C}-\text{O}$ | 142 |
| $[\text{Cr}_2\{\mu\text{-CH}_2\text{SiMe}_3\}_2(\text{CH}_2\text{SiMe}_3)_2(\text{PMe}_3)_2]$ | $[\text{Cr}_2(\text{OAc})_4] + \text{Mg}(\text{CH}_2\text{SiMe}_3)_2 + \text{PMe}_3$ | X-ray (Figure 47) shows alkyl-bridged structure. The molybdenum complex has a different structure | 13, 76 |
| $[\text{Mn}(\mu\text{-CH}_2\text{SiMe}_3)_2]_n$ | $\text{MnCl}_2 + \text{Mg}(\text{CH}_2\text{SiMe}_3)\text{Cl}$ |  | 126 |
| $[\text{Mn}_n\{\mu\text{-CH}_2\text{CMe}_3\}_n(\text{CH}_2\text{CMe}_3)_2]$ | $\text{MnCl}_2 + \text{Mg}(\text{CH}_2\text{CMe}_3)\text{Cl}$ | linear tetramer, end Mn atom 3-coordinate with terminal alkyl | 126 |
| $[\text{Mn}_2\{\mu\text{-CH}_2\text{C}(\text{Ph})\text{Me}_2\}_2(\text{CH}_2\text{C}(\text{Ph})\text{Me}_2)_2]$ | $\text{MnCl}_2 + \text{Mg}(\text{CH}_2\text{C}(\text{Ph})\text{Me}_2)\text{Cl}$ | X-ray (Figure 51) shows alkyl-bridged structure | 126 |
| $[\text{Mn}_2\{\mu\text{-CH}_2\text{C}_6\text{H}_4\text{NMe}_2\text{-}o\}_2(\text{CH}_2\text{C}_6\text{H}_4\text{NMe}_2\text{-}o)_2]$ | $\text{MnI}_2 + \text{LiCH}_2\text{C}_6\text{H}_4\text{NMe}_2\text{-}o$ | X-ray (Figure 49), Cr analogue associated in solution | 137 |
| $[\text{M}_2(\eta\text{-C}_5\text{H}_5)_2(\mu\text{-C}(\text{C}_6\text{H}_4\text{Me-p})=\text{C}=\text{O})(\text{CO})_6]$ | $[\text{M}(\eta\text{-C}_5\text{H}_5)(\text{CO})_2(\text{CC}_2\text{H}_4\text{Me-p})][\text{BF}_4] + [\text{N}(\text{PPh}_2)_2][\text{Mn}(\text{CO})_2]$ | M = Mn or Re | 148 |
| $[\text{Ru}_2(\mu\text{-CH}_3)(\mu\text{-CH}_3)(\text{PMe}_3)_6]^+$ | $[\text{Ru}_2(\mu\text{-CH}_3)_2(\text{PMe}_3)_6] + \text{H}[\text{BF}_4]$ | X-ray (M = Mn) (Figure 48) | 75 |
| $[\text{Rh}_2(\eta\text{-C}_8\text{H}_{12})(\mu\text{-Me})_2]$ | $[\{\text{Rh}(\eta\text{-C}_8\text{H}_{12})\text{Cl}\}_2] + \text{MeLi}$ | X-ray | <i>d</i> |
| $[\text{Ru}_2(\text{CO})_3\text{H}\{\text{P}(\text{OC}_6\text{H}_4)(\text{OPh})_2\}_2[\text{OP}(\text{OPh})_2]]$ | $[\text{Ru}_2(\text{CO})_3\{\text{P}(\text{OPh})_2\}_2] \xrightarrow{\Delta} \text{decalin}$ | X-ray, OC_6H_4 bridges the two metal centers | <i>e</i> |
| $[\text{Ni}_2\{\mu\text{-CH}_3\}_2(\eta\text{-C}_5\text{H}_5)_2(\mu\text{-CH}_3)_2]$ | $[\{\text{Ni}(\eta\text{-C}_5\text{H}_5)_2\text{Br}\}_2] + \text{Mg}(\text{Me})\text{Cl}$ | R = H or Me (X-ray, Figure 52) | 121 |
| $[\text{M}_2(\eta\text{-C}_5\text{H}_5)_4(\mu\text{-CH}_3)_2]$ | $[\text{M}(\eta\text{-C}_5\text{H}_5)_2(\mu\text{-CH}_3)_2\text{Al}(\text{CH}_3)_2] + \text{pyridine}$ | M = Y, Dy, Ho, Er, Tm, or Yb (X-ray, M = Y or Yb) Figure 45 | 124 |

TABLE VII (Continued)

| | | | |
|--|--|--|--------------------------|
| $[\text{Au}_2\{\mu\text{-}(\eta\text{-C}_5\text{H}_5\text{X})\text{Fe}(\eta\text{-C}_5\text{H}_5)\}(\text{PPh}_3)_2][\text{BF}_4]$ | $[\text{Au}\{\mu\text{-}(\eta\text{-C}_5\text{H}_5\text{X})\text{Fe}(\eta\text{-C}_5\text{H}_5)\}(\text{PPh}_3)] +$ $\text{H}[\text{BF}_4]$ | X-ray (X = H) (Figure 53) X = H, Cl, OMe, or CH_2NMe_2 | 138 |
| $[\text{Au}_2\{\mu\text{-R}\}(\text{Ph}_3\text{P})_2][\text{BF}_4]$ | $[\text{Ar}(\text{R})(\text{PPh}_3)] + \text{H}[\text{BF}_4]$ | R = $\text{CH}=\text{CH}_2$, C_6H_5 , or $\text{C}_6\text{H}_4\text{Me-4}$ | 138, f |
| $[\text{Re}_6\{\mu\text{-CH}_3\}_6(\text{CH}_3)_6(\text{L})_6]$ | Selected Examples of Polymetallic Complexes $[\text{Re}_3\text{Me}_9] + \text{LH}$ | Structure proposed from spectral data L = CO_2Me , CO , CH_2Ph , $\text{CF}_3\text{COCHCOCH}_3$ | 133 |
| $[\text{Re}_3\{\mu\text{-CH}_3\}_3(\text{CH}_3)_6]$ | $[\text{Re}_3\text{Cl}_9] + \text{MeMgCl}$ | L' = MeCOCHCOMe , PhCOCHCOMe , $\text{C}_6\text{H}_5\text{SCOCHCOCF}_3$ | 132 |
| $[\text{Re}_3\{\mu\text{-CH}_3\}_3(\text{CH}_3)_3(\text{L}')_3]$ | $[\text{Re}_3\text{Me}_9] + \text{L}'\text{H}$ | X-ray | 133 |
| $[\text{Re}_3\{\mu\text{-CH}_3\}_3(\text{CH}_3)_6(\text{PET}_2\text{Ph})_n] (n = 2, 3)$ | $[\text{Re}_3\text{Cl}_9] + \text{MgMeCl} + \text{PEt}_2\text{Ph}$ | X-ray shows alkyl bridges | 131 |
| $[\text{Re}_3\{\mu\text{-CH}_3\}_3(\text{SiMe}_3)(\text{CH}_3\text{SiMe}_3)_3]$ | $[\text{Re}_3\text{Cl}_9] + \text{Me}_3\text{SiCH}_2\text{MgCl}$ | equilibrium with methylene bridged species. | g |
| $[\text{HO}_3\{\mu\text{-CH}_3\}_3(\text{CO})_{10}]$ | $[\text{H}_2\text{Os}_3(\text{CO})_{10}] + \text{CH}_2\text{N}_2$ | X-ray | 78 |
| $[\text{Os}_3\{\mu\text{-Ph}\}(\text{CO})_8(\mu\text{-PPh}_2)(\mu\text{-PPhC}_6\text{H}_4)]$ | $[\text{Os}_3(\text{CO})_{12}] + \text{PPh}_3, \Delta$ | X-ray | h |
| $[\text{Cu}_4\{\mu\text{-CH}_2\text{SiMe}_3\}_4]$ | $\text{CuI} + \text{LiCH}_2\text{SiMe}_3$ | X-ray | 123 |
| $[\text{M}_4(\mu\text{-Ar})_4]_{\text{M}}$ | general preparative method: (1) $\text{ZnAr}_2 + \text{MX}$ (2) $\text{LiR} + \text{MX}$ | M = Cu or Ag; Ar = C_6H_5 , $\text{C}_6\text{H}_4\text{Me-o}$ (m or p), $\text{C}_6\text{H}_3\text{Me}_2$, $2,4$, $\text{C}_6\text{H}_3(\text{OMe})_2$, $2,6$, $\text{C}_6\text{H}_4(\text{OMe})_3$, $2,4,6$, $\text{C}_6\text{H}_4(\text{CH}_2\text{NMe}_2)_o$, $\text{C}_6\text{H}_4\text{Me-5-}$ CH_2NMe_2 , 2 , $\text{C}_6\text{H}_3\text{OMe-5-CH}_2\text{NMe}_2$, 2 , $\text{C}_6\text{H}_2\text{Me}_2$, $3,5$ - CH_2NMe_2 , 2 , X-ray: M = Cu, Ar = $\text{C}_6\text{H}_3\text{Me-5-CH}_2\text{NMe}_2$, 2 ; M = Ag, Ar = C_6F_5 ; M = Au, Ar = $\text{C}_6\text{H}_2\text{Me}_2$, $3,5$ - CH_2NMe_2 , 2 | 143, 144, 145, 146, i |
| $[\text{Cu}_6(\mu\text{-C}_6\text{H}_4\text{NMe}_2)_4(\mu\text{-Br})_2]$ | $[\text{Cu}(\text{C}_6\text{H}_4\text{NMe}_2)] + \text{CuBr}$ | For Cu or Ag the CH_2NMe_2 substituted phenyl complexes have been prepared. | j |
| $[\text{Cu}_6(\mu\text{-C}_6\text{H}_4\text{NMe}_2)_4(\mu\text{-CCC}_6\text{H}_4\text{Me-2})_2]$ | $[\text{CuAr}_4\text{Br}_2] + \text{LiCCAr}'$ | X-ray | k |
| $[\text{Cu}_4\text{Ag}_2(\mu\text{-C}_6\text{H}_4\text{NMe}_2)_2][\text{CF}_3\text{SO}_3]_2$ | $\text{CuAr} + \text{Ag}[\text{CF}_3\text{SO}_3]$ | Cu_4Cu_2 , Cu_4Au_2 , Ag_4Al_2 complexes also prepared | l |
| $[\text{Au}_2\text{Zn}_2(\mu\text{-C}_6\text{H}_4\text{R})_6]$ | $\text{AuCl} + \text{Ar}_2\text{Zn}$ $[\text{Au}(\text{CO})\text{Cl}] + \text{Ar}_2\text{Zn}$ | R = H or 4-Me | m |

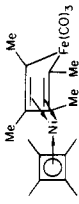
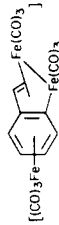
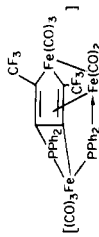
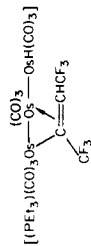
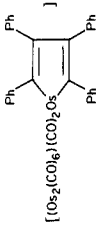
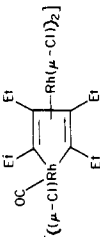

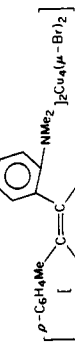
^a Thiele, K. H.; Roder, A.; Mörke, W. Z. Anorg. Allg. Chem. 1978, 441, 13. ^b Fachinetti, G.; Floriani, C.; Roselli, A.; Pucci, S. J. Chem. Soc., Chem. Commun. 1978, 269.
^c Pez, G. P.; Putnik, C. F.; Suib, S. L.; Stucky, G. D. J. Am. Chem. Soc. 1979, 101, 6933. ^d Schmidt, G. F.; Muetterties, E. L.; Beno, M. A.; Williams, J. M. Proc. Natl. Acad. Sci. U.S.A. 1981, 78, 1318. ^e Bruce, M. I.; Howard, J. A. K.; Nowell, I. W.; Shaw, G.; Woodward, P. J. Chem. Soc., Chem. Commun. 1972, 1041. ^f Schmidbauer, H.; Inoguchi, Y. Chem. Ber. 1980, 113, 1646. ^g Mertis, K.; Edwards, P. G.; Wilkinson, G.; Malik, K. M. A.; Hursthouse, M. B. J. Chem. Soc., Dalton Trans. 1981, 705. ^h Bradford, C. W.; Nyholm, R. S.; Gainsford, G. J.; Guss, J. M.; Ireland, P. R.; Mason, R. J. Chem. Soc., Chem. Commun. 1972, 87. ⁱ Koten, G. van; Leusink, A. J.; Noltes, J. G. J. Organomet. Chem. 1974, 85, 105; 1973, 56, 379; 1974, 80, C56. Boersma, J.; Tombe, F. J. A.; Weijers, F.; Kerk, G. J. M. van der Ibid. 1977, 124, 229. Camus, A.; Marsich, N.; Nardin, G.; Randaccio, L. Ibid. 1979, 174, 121. Usón, R.; Laguna, A.; Bruun, P. Ibid. 1980, 197, 369. ^j Koten, G. van; Noltes, J. G. J. Chem. Soc., Chem. Commun. 1974, 575. Guss, J. M.; Mason, R.; Thomas, K. M.; Koten, G. van; Noltes, J. G. J. Organomet. Chem. 1972, 40, C79. ^k Hoedt, R. W. M.; Noltes, J. G.; Koten, G. van; Spek, A. L. J. Chem. Soc., Dalton Trans. 1978, 1800. ^l Koten, G. van; Jastrzebski, J. T.; Noltes, J. G. Inorg. Chem. 1977, 16, 1782. ^m Graaf, P. W. J. de; Boersma, J.; Kerk, G. J. M. van der J. Organomet. Chem. 1977, 127, 391.

Table VIII. (μ -Alkenyl)dimetal Complexes Including Metallacyclopentadienyl Metal Complexes (See Also Table VIIIa)

| compound | preparation | comments | ref |
|--|--|---|----------|
|  | $[(\eta\text{-C}_5\text{H}_5)_2\text{C}(\text{CO})_2]_2 + \text{PhC}\equiv\text{CPh}/\Delta$ | X-ray | <i>a</i> |
| $[\text{Mo}_2(\eta\text{-C}_5\text{H}_5)_2(\text{OCOCF}_3)(\text{CO})_4(\mu\text{-CH}=\text{CH}_2)]$ | $[\text{Mo}_2(\eta\text{-C}_5\text{H}_5)_2(\text{CO})_4(\mu\text{-CH}\equiv\text{CH})] + \xrightarrow[2. \text{ } ^-\text{OCOCF}_3]{1. \text{ H}^+}$ | X-ray | <i>b</i> |
|  | $[\text{Mn}(\eta\text{-C}_5\text{H}_5)(\text{CCHPh})(\text{CO})_2] + [\text{Fe}_2(\text{CO})_9]$ | X-ray | <i>c</i> |
| $[\text{Mn}_2(\mu\text{-CF}_2)_2(\text{CO})_8]$ | $[\text{Mn}(\text{CO})_5\text{SnMe}_3] + \text{F}_2\text{CCF}_2$ | X-ray | <i>d</i> |
|  | $[\text{Mn}(\eta\text{-C}_5\text{H}_5)(\text{CO})_2\{\text{C}(\text{OMe})\text{Ph}\}] + [\text{Pt}(\text{C}_2\text{H}_4)_3] + \text{PMe}_3$ | X-ray, 2 isomers (red and yellow) | <i>e</i> |
| $[\text{Fe}_2\{\mu\text{-CHCHBr}\}(\mu\text{-Br})(\text{CO})_6]$ | $[\text{Fe}_2(\text{CO})_9] + \text{BrCHCHBr}$ | X-ray | <i>f</i> |
| $[\text{Fe}_2(\eta\text{-C}_5\text{H}_5)(\mu\text{-CH}=\text{CHR})(\mu\text{-CO})(\text{CO})_4]$ | $[\text{Fe}_2(\text{CO})_9] + [\text{Fe}(\eta\text{-C}_5\text{H}_5)(\text{CHCHR})(\text{CO})_2]$ | R = H, Ph, MeCO, or PhCO Fe/W analogue also prepared | <i>g</i> |
| $[\text{Fe}_2\{\mu\text{-C}(\text{NR}')\text{CR}_2\}(\text{CO})_6]$ | $[\text{Fe}_3(\text{CO})_{12}] + \text{R}_2\text{C}=\text{C}=\text{NR}'$ | X-ray | <i>h</i> |
|  | $[\text{Fe}_2(\text{CO})_9] + \text{MeC}\equiv\text{CMe}$ | X-ray, (CHCPh)2CO analogue also prepared (X-ray) and related (CMeCMe)2SiPh2 analogue | <i>i</i> |
|  | $[\text{Fe}_3(\text{CO})_{12}] + \text{HC}\equiv\text{CH}$ | X-ray | <i>j</i> |
|  | $\text{Me}_3\text{SiC}\equiv\text{C}-\text{C}\equiv\text{CSiMe}_3 + [\text{Fe}(\text{CO})_5]$ | X-ray | <i>k</i> |
|  | $[\text{Fe}_3(\text{CO})_{12}] + \text{EtC}\equiv\text{CEt}$ | X-ray | <i>l</i> |
| $[\text{Fe}\{\mu\text{-FeCR}'\text{CR}^2\text{CR}^3\text{CR}^4\}(\text{CO})_6]$ | $\text{RC}\equiv\text{CR}' + [\text{Fe}(\text{CO})_5]$ | R' = R ² = R ³ = R ⁴ = H (X-ray) R' = R ² = R ³ = R ⁴ = Ph (X-ray) = OSiMe ₃ (X-ray) R' = Et, R ² = R ³ = R ⁴ = H R' = OH, R ² = R ³ = R ⁴ = H R' = R ⁴ = CO ₂ Me, R ² = R ³ = H R' = R ⁴ = OMe, R ² = R ³ = H R' = R ³ = C≡CMe, R ² = R ⁴ = Me R' = R ⁴ = OH, R ² = R ³ = Me (X-ray) R ¹ -R ⁴ = (CH ₂) _n , R ² -R ³ = (CH ₂) _m R' = CHPh ₂ , R ² = H, R ³ = R ⁴ = OMe (X-ray) | <i>m</i> |

| | | | | |
|---|--|---|---|--|
| $[\text{Fe}\{\mu\text{-(MR(CO)}_3)\}(\text{CO})_3]$ | alkyne + $[\text{Fe}_2(\text{CO})_9]$ | $\text{MR(CO)}_3 =$ | Os analogue also prepared | <i>n</i> |
| $[\text{Ru}_2(\eta\text{-C}_5\text{H}_5)_2(\mu\text{-CMeCHMe})_2(\mu\text{-CO})(\text{CO})]$ $[\text{M}_3(\eta\text{-C}_5\text{H}_5)_3(\text{CO})(\mu\text{-CO})\{\mu\text{-RC=CRC(O)}\}]$ | $[\text{Ru}_2(\eta\text{-C}_5\text{H}_5)_2(\text{CO})_2(\mu\text{-CO})(\mu\text{-CMe})]^+$ + $\text{MeCH=CH}_2/h\nu$ $[\text{M}(\eta\text{-C}_5\text{H}_5)_2(\text{CO})_2]_2$ + $\text{RC=CR}/h\nu$ | $[\text{Os}_3(\text{CO})_{12}]$ + $\text{MeC}\equiv\text{CH}$ $[\text{Os}_5(\text{CO})_{12}]$ + $\text{MeC}\equiv\text{CMe}$ | X-ray M = Fe or Ru, R = H, Me, Ph, CO_2Me (Fe only), X-ray, M = Ru, R = Ph X-ray (R = R' = Me or R = H, R' = Me) | <i>o</i> <i>p</i> <i>q</i> <i>r</i> |
| $[\text{W}(\eta\text{-C}_5\text{H}_5)_2(\text{CF}_3\text{C}\equiv\text{CCF}_3)_2]$ + $[\text{Co}_2(\text{CO})_8]$ | $[\text{M}_2(\eta\text{-C}_5\text{H}_5)_2(\text{RC=CR})(\text{CO})_2]$ + $\text{RC}\equiv\text{CR}$ | $[\text{Co}(\eta\text{-C}_5\text{H}_5)(\text{CO})_2]$ + $[\text{Rh}(\eta\text{-C}_5\text{H}_5)(\text{C}_2\text{H}_4)_2]$ + $\text{CF}_3\text{C}\equiv\text{CCF}_3$ | X-ray, molybdenum analogue also prepared | <i>u</i> <i>v</i> |
| $[\text{Rh}_6(\text{CO})_{12}(\text{NBD})_3] / \Delta$ | $[\text{Rh}_6(\text{CO})_{12}(\text{NBD})_3] / \Delta$ | $[\text{Rh}_6(\text{CO})_{12}(\text{NBD})_3] / \Delta$ | M = Co or Rh, R = CF_3 or Me R = H R = CF_3 | <i>w</i> <i>w</i> |
| $[\text{Rh}(\eta\text{-C}_9\text{H}_7)(\text{C}_2\text{H}_4)_2]$ + $\text{MeC}\equiv\text{CMe}$ | $[\text{Rh}(\eta\text{-C}_9\text{H}_7)(\text{C}_2\text{H}_4)_2]$ + $\text{MeC}\equiv\text{CMe}$ | $[\text{Rh}(\eta\text{-C}_9\text{H}_7)(\text{C}_2\text{H}_4)_2]$ + $\text{MeC}\equiv\text{CMe}$ | NBD = norbornadiene | <i>x</i> |
| $[\text{Rh}_2(\text{PF}_3)_8]$ + $\text{XC}\equiv\text{CY}$ | $[\text{Rh}_2(\text{PF}_3)_8]$ + $\text{XC}\equiv\text{CY}$ | $[\text{Rh}_2(\text{PF}_3)_8]$ + $\text{XC}\equiv\text{CY}$ | X = Y = CO_2Me X = H and Y = CO_2Me | <i>y</i> <i>z</i> |
| $[\text{Rh}(\eta\text{-C}_9\text{H}_7)(\text{C}_2\text{H}_4)_2]$ + $\text{MeC}\equiv\text{CMe}$ | $[\text{Rh}(\eta\text{-C}_9\text{H}_7)(\text{C}_2\text{H}_4)_2]$ + $\text{MeC}\equiv\text{CMe}$ | $[\text{Rh}(\eta\text{-C}_9\text{H}_7)(\text{C}_2\text{H}_4)_2]$ + $\text{MeC}\equiv\text{CMe}$ | X-ray ($\text{C}_9\text{H}_7 = \text{indenyl}$) | <i>y</i> |
| $[\text{Ir}(\eta\text{-C}_5\text{Me}_5)(\text{CO})_2]$ + $\text{CF}_3\text{C}\equiv\text{CCF}_3$ | $[\text{Ir}(\eta\text{-C}_5\text{Me}_5)(\text{CO})_2]$ + $\text{CF}_3\text{C}\equiv\text{CCF}_3$ | $[\text{Ir}(\eta\text{-C}_5\text{Me}_5)(\text{CO})_2]$ + $\text{CF}_3\text{C}\equiv\text{CCF}_3$ | X-ray | <i>u</i> |
| $[\text{Co}_2(\mu\text{-CO})(\mu\text{-C}_4\text{O}_2\text{R}')(\text{CO})_6]$ + $\text{RC}\equiv\text{CH}$ | $[\text{Co}_2(\mu\text{-CO})(\mu\text{-C}_4\text{O}_2\text{R}')(\text{CO})_6]$ + $\text{RC}\equiv\text{CH}$ | $[\text{Co}_2(\mu\text{-CO})(\mu\text{-C}_4\text{O}_2\text{R}')(\text{CO})_6]$ + $\text{RC}\equiv\text{CH}$ | R = Me, Pr, Bu, Ph, CH ₃ OMe R' = H, Pr, Bu, C_3H_7 , Ph X-ray (R = Ph, R' = Me or Bu) | <i>am</i> |

Table VIII (Continued)

| compound | preparation | comments | ref |
|--|--|--|----------------------|
|  | $[\text{Fe}_3(\text{CO})_{12}] + [\text{Ni}(\eta\text{-C}_4\text{Me}_4)\text{Cl}_2]$ | X-ray | aa |
| Selected Examples of Polymetallic Compounds | | | |
|  | $[\text{Fe}_3(\text{CO})_{12}] + \text{alkyne}$ | X-ray | ab |
|  | $\text{Ph}_2\text{PC}\equiv\text{CCF}_3 + [\text{Fe}_3(\text{CO})_{12}]$ | X-ray | ac |
| $[\text{Os}_3(\mu\text{-CR}=\text{CHR}')(\mu\text{-H})(\text{CO})_{10}]$ | $[\text{H}_2\text{Os}_3(\text{CO})_{10}] + \text{RC}\equiv\text{CR}'$ | $\text{R} = \text{R}' = \text{H}$ (X-ray) $\text{R} = \text{H}$ $\text{R}' = \text{Et}$ (X-ray) $\text{R} = \text{CF}_3$ $\text{R}' = \text{CF}_3$ (X-ray) X-ray, linear Os_3 unit | ad ae af ag |
| $[\text{Os}_3\text{H}(\text{CO})_{10}(\text{PEt}_3)(\mu\text{-CF}_3\text{C}=\text{CHCF}_3)]$ | $[\text{HOs}_3(\text{CO})_{10}(\text{CF}_3\text{C}=\text{CHCF}_3)] + \text{PEt}_3$ |  | ah |
| $[\text{Os}_3\{\mu\text{-C}(\text{PEt}_2)\text{CH}_2\}(\mu\text{-H})(\text{CO})_9]$ | $[\text{Os}_3(\text{CO})_{11}\text{PEt}_3]/\Delta$ | X-ray, reaction with CO gives the $\text{Os}_3(\text{CO})_9$ analogue | ai |
|  | $[\text{Os}_3(\text{CO})_{12}] + \text{PhC}\equiv\text{CPh}$ | X-ray | aj |
|  | $[\text{Rh}(\text{CO})_2\text{Cl}]_2 + \text{EtC}\equiv\text{CEt}$ | X-ray | ak |
|  | $[\text{Ni}(\eta\text{-C}_5\text{H}_5)_2] + \text{RC}\equiv\text{CR}$ | $\text{R} = \text{CF}_3$ (complex bridged molecule of general formula $[\text{Ni}(\eta\text{-C}_5\text{H}_5)(\text{RCCR})]_2$, also isolated, X-ray | al |
|  | $\text{CuR} + \text{CuBr}$ | | |

- ^a Knox, S. A. R.; Stansfield, R. D.; Stone, F. G. A.; Winter, M. J.; Woodward, P. J. *Chem. Soc., Chem. Commun.* 1978, 221. ^b Beck, J. A.; Knox, S. A. R.; Riding, G. H.; Taylor, G. E.; Winter, M. J. *J. Organomet. Chem.* 1980, 202, C49. ^c Andrianov, V. G.; Struchkov, Yu. T.; Kolobova, N. E.; Antonova, A. B.; Obezyuk, N. S. *J. Organomet. Chem.* 1976, 122, C33. ^d Clark, H. C.; Tsai, J. H. *Inorg. Chem.* 1966, 5, 1407. ^e Ashworth, T. V.; Berry, M.; Howard, J. A. K.; Laguna, M.; Stone, F. G. A. *J. Chem. Soc., Chem. Commun.* 1979, 43. ^f Grevels, F. W.; Koerner von Gustorf, E.; *Justus Liebig's Ann. Chem.* 1975, 547. Grevels, F. W.; Schultz, D.; Koerner von Gustorf, E.; Bunbury, D. St. P. *J. Organomet. Chem.* 1975, 91, 341. ^g Nesmeyanov, A. N.; Rybinskaya, M. I.; Rybin, L. V.; Kaganovich, V. S.; Petrovskii, P. V. *J. Organomet. Chem.* 1971, 31, 257. Andrianov, V. G.; Struchkov, Yu. T. *J. Chem. Soc., Chem. Commun.* 1968, 1590; *Z. Strukt. Chim.* 1969, 78, 121. Cotton, F. A.; Hunter, D. L.; Troup, J. M. *Inorg. Chem.* 1976, 15, 63. ^h Piret, P.; Piron, J.; Piret, J.; Meunier-Piret, J.; Meerssche, M. van Bull. Soc. Chim. Belg. 1965, 19, 78. Carre, F. H.; Moreau, J. E. *Inorg. Chem.* 1982, 21, 3099. ⁱ Petterson, R. C.; Cash, G. G. *Inorg. Chim. Acta* 1979, 34, 261. ^j Aime, S.; Milone, L.; Sappa, E.; Tiripicchio, A.; Camellini, M. T. *J. Chem. Soc., Dalton Trans.* 1979, 1155. ^m Buhler, R.; Geist, R.; Mundnich, R.; Plieninger, H. *Tetrahedron Lett.* 1973, 1919. Dethlaf, G.; Weiss, E. *J. Organomet. Chem.* 1976, 108, 213. Bird, C. W.; Briggs, E. M.; Hudec, J. *J. Chem. Soc. C* 1967, 1862. Sears, C. T.; Stone, F. G. A. *J. Organomet. Chem.* 1968, 11, 644. Deeming, A. J.; Hasso, S.; Underhill, M. *J. Chem. Soc., Dalton Trans.* 1975, 1614. Putnik, C. P.;

Weller, J. J.; Stucky, G. D.; D'Aniello, M. J.; Sosinsky, B. A.; Kirner, J. F.; Muetterties, E. L. *J. Am. Chem. Soc.* 1978, 100, 4107. Bruce, M. I.; Kue, T. A. *J. Organomet. Chem.* 1970, 22, C1. Sternberg, H. W.; Friedel, R. A.; Markby, R.; Wender, I. *J. Am. Chem. Soc.* 1956, 78, 3621. Jeffreys, J. A. D.; Willis, C. M. *J. Chem. Soc., Dalton Trans.* 1972, 2169. King, R. R.; Eavenson, C. W. *J. Organomet. Chem.* 1972, 42, C95. Hock, A. A.; Mills, O. S. *Proc. Chem. Soc.* 1958, 233. Bennett, M. J.; Graham, W. A. G.; Smith, R. A.; Stewart, R. P. *J. Am. Chem. Soc.* 1973, 95, 1684. King, R. B.; Haiduc, I.; Eavenson, C. W. *J. Am. Chem. Soc.* 1973, 95, 2508. ⁿ Harris, P. J.; Howard, J. A. K.; Knox, S. A. R.; Phillips, R. P.; Stone, F. G. A.; Woodward, P. *J. Chem. Soc., Dalton Trans.* 1976, 377. Ehntholt, D.; Rosan, A.; Rosenblum, M. *J. Organomet. Chem.* 1973, 56, 315. Victor, R.; Ben-Shoshan, R. *J. Chem. Soc., Chem. Commun.* 1974, 93. ^o Degrevel, P. Y.; Meunier-Piret, J.; Meerseche, M. van; Piret, P. *Acta Crystallogr.* 1967, 23, 119. Braye, E. H.; Hubel, W. *J. Organomet. Chem.* 1965, 3, 25. ^p Chin, H. B.; Bau, R. *J. Am. Chem. Soc.* 1973, 95, 5068. ^q Dyke, A. F.; Guerschais, J. E.; Knox, S. A. R.; Roue, J. Short, R. L.; Taylor, G. E.; Woodward, P. *J. Chem. Soc., Chem. Commun.* 1981, 537. ^r Dyke, A. F.; Knox, S. A. R.; Naish, P. J.; Taylor, G. E. *J. Chem. Soc., Chem. Commun.* 1980, 409. See also: Finnimore, S. R.; Knox, S. A. R.; Taylor, G. E. *Ibid.* 1980, 411, for related tungsten complex. ^s Dodge, R. P.; Mills, O. S.; Schomaker, V. *Proc. Chem. Soc.* 1963, 380. Bruce, M. I.; Cooke, M.; Green, M.; Westlake, D. J. *J. Chem. Soc. A* 1969, 987. ^t Davidson, J. L.; Manojlovic-Muir, L.; Keith, A. N. *J. Chem. Soc., Chem. Commun.* 1980, 749. ^u Corrigan, P. A.; Dickson, R. S.; Fallon, G. P.; Michel, L. J.; Mok, C. *Aust. J. Chem.* 1978, 31, 1937. Dickson, R. S.; Gatehouse, B. M.; Johnson, S. H. *Acta Crystallogr. Sect. B* 1977, 33B, 319. ^v Rosenblum, M.; North, B.; Wells, D.; Giewing, W. P. *J. Am. Chem. Soc.* 1972, 94, 1239 (Co). Dickson, R. S.; Kirsch, H. P. *Aust. J. Chem.* 1974, 27, 61 (Rh). ^x Jarvis, J. A. J.; Whyman, R. N.; Turney, T. W. *Inorg. Chem. Commun.* 1975, 562. ^y Caddy, P.; Green, M.; Smart, L. E.; White, N. *J. Chem. Soc., Chem. Commun.* 1978, 839. ^z Bennett, M. A.; Johnson, R. N.; Pippard, D.; Sheldrick, G. M. *Acta Crystallogr. Sect. B* 1977, 33B, 3304. ^{aa} O'Connor, T.; Carty, A. J.; Mathew, M.; Palenik, G. J. *J. Organomet. Chem.* 1972, 38, C15. ^{ab} Herbstein, F. H.; Reinsner, M. G. *Acta Crystallogr. Sect. B* 1977, 33B, 3304. ^{ac} O'Connor, T.; Carty, A. J.; Mathew, M.; Palenik, G. J. *J. Organomet. Chem.* 1972, 38, C15. ^{ad} Orpen, A. G.; Rivera, A. V.; Bryan, E. G.; Pippard, D.; Sheldrick, G. M.; Rouse, K. D. *J. Chem. Soc., Chem. Commun.* 1978, 723; *Acta Crystallogr. Sect. B* 1978, B34, 2466. ^{ae} Guy, J. J.; Reichert, B. E.; Sheldrick, G. M. *Acta Crystallogr. Sect. B* 1977, 33B, 3319. ^{af} Laing, M.; Sommerville, P.; Dawoodi, Z.; Mays, M. J.; Wheatley, P. J. *J. Chem. Soc., Chem. Commun.* 1978, 1035. ^{ag} Dawoodi, Z.; Mays, M. J.; Raithby, P. R. *J. Chem. Soc., Chem. Commun.* 1979, 721. ^{ah} Deeming, A. J. *J. Organomet. Chem.* 1977, 128, 63. ^{ai} Ferraris, G.; Gervasio, G. *J. Chem. Soc., Dalton Trans.* 1972, 1057; 1974, 1813. ^{aj} Baleman, L. R.; Maitlis, P. M.; Dahl, L. F. *J. Am. Chem. Soc.* 1969, 91, 7292. ^{ak} Davidson, J. L.; Herak, R.; Manojlovic-Muir, L.; Muir, K. W.; Sharp, D. W. A. *J. Chem. Soc., Chem. Commun.* 1973, 865. ^{al} Hoedt, R. W. M.; Kolen, G. van; Noltes, J. G. *J. Organomet. Chem.* 1978, 161, C13. ^{am} Varadi, G.; Horvath, I. T.; Palyi, G.; Marko, L.; Slovokhotov, Y. L.; Struchkov, Yu. T. *J. Organomet. Chem.* 1981, 206, 119. Jeffreys, J. A. D. *J. Chem. Soc., Dalton Trans.* 1980, 435.

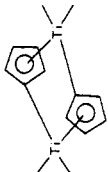
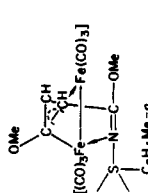
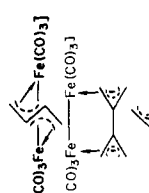
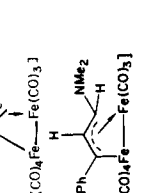
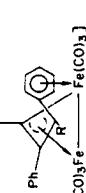

TABLE IX. (μ -Alkynyl)dinuclear Complexes (See Also Table IXa)

| compound | preparation | comments | ref |
|---|---|---|-----|
| [Ti(η -C ₅ H ₅ R) ₂ (μ -C≡CPh) ₂] | [Ti(η -C ₅ H ₅ R) ₂ Cl ₂] + NaC≡CPh | R = H or Me (X-ray) | a |
| [TiPt(η -C ₅ H ₅) ₂ (μ -C≡CPh) ₂ PR ₃] | [Ti(η -C ₅ H ₅) ₂ (C≡CPh) ₂] + [Pt(C ₂ H ₅) ₂ PR ₃] | X-ray. PR ₃ = P(c-C ₆ H ₁₁) ₃ , PMe ₂ Ph, PMePh ₂ , PPh ₃ , PPr ₃ , PPr ₂ iPh | b |
| [TiNi(η -C ₅ H ₅) ₂ (μ -C≡CPh) ₂ (CO)] | [Ti(η -C ₅ H ₅) ₂ (C≡CPh) ₂] + [Ni(CO) ₄] | | c |
| [CuPPh ₃][Re(μ -C≡CC ₆ F ₅) ₂ (CO) ₂ (PPh ₃) ₂] | [Re(CO) ₃ (PPh ₃) ₂ Cl] + CuC≡CC ₆ F ₅ | X-ray | d |
| [Fe ₂ (μ -C≡CPh)(μ -PPh ₂)(CO) ₆] | [Fe ₂ (CO) ₉] + Ph ₂ PC≡CPh | X-ray; can replace one CO with PPh ₃ (X-ray). | e |
| [FeCu(η -C ₅ H ₅) ₂ (μ -C≡CPh)(μ -Cl)(CO) ₂] ₂] | [Fe(η -C ₅ H ₅)(CO) ₂ Cl] + CuC≡CPh | X-ray | f |
| [RuCu(η -C ₅ H ₅) ₂ (μ -C≡CPh)(μ -Cl)(PPh ₃) ₂] | [Ru(η -C ₅ H ₅)Cl(PPh ₃) ₂] + CuC≡CPh | X-ray | g |
| [Pt ₂ (η -C ₅ H ₅) ₂ (μ -C≡CPh)(μ -SIME ₂)(PR ₃) ₂] | [Pt(C ₂ H ₅) ₂ PR ₃] + Me ₂ SiC≡CPh | X-ray | h |
| [M ₂ (η -C ₅ H ₅) ₂ (μ -C≡CPh) ₂] | [M(η -C ₅ H ₅) ₂ Cl] ₂ + LiC≡CPh | M = Gd, Ho, Er, or Yb | i |
| [RhAg(μ -C≡CC ₆ F ₅) ₂ (PPh ₃) ₂] | [Rh(PPh ₃) ₃ Cl] + Ag(C≡CC ₆ F ₅) | X-ray | k |
| [IrCu(μ -C≡CAr) ₂ (PPh ₃) ₂] | [IrCl(CO)(PPh ₃) ₂] + CuC≡CAr | Ar = C ₆ F ₅ | l |
| [Fe ₂ (η -C ₅ H ₅) ₂ (μ -C≡CPh)(CO) ₇] | Selected Examples of Polymetallic Compounds | | m |
| [Fe ₂ Ru(η -C ₅ H ₅) ₂ (μ -C≡CPh)(CO) ₈ (PPh ₃) ₂] | [Fe ₂ (CO) ₉] + [FeCu(η -C ₅ H ₅)(μ -C≡CPh)(μ -Cl)(CO) ₂] ₂ | | h |
| [Ru ₂ (μ -C≡C ^t Bu ¹)(μ -H)(CO) ₈] | [Ru ₂ (CO) ₁₂] + <i>t</i> -BuC≡CH | | n |
| [Ru ₂ (μ -C≡CPh)(μ -H)(CO) ₁₀] | reaction of the nonacarbonyl complex with hexadiene | X-ray | o |
| [Os ₂ (μ -C≡CR)(μ -H)(CO) ₁₀] | [H ₂ Os ₂ (CO) ₁₀] + HC≡CR/ Δ | R = H or Me | p |
| [Co ₂ (μ -CC=CH)(CO) ₁₅] | [H ₂ Os ₂ (CO) ₁₀] + HC≡CR/ Δ | X-ray, one of many reaction products | k |
| [RhAg ₂ (μ -C≡CC ₆ F ₅) ₂ (PPh ₃) ₂] | [Co ₂ (CO) ₈ CCl] + 1,3,5-C ₆ H ₃ Me ₃ | X-ray | l |
| [Ir ₂ Cu ₂ (μ -C≡CPh) ₂ (PPh ₃) ₂] | [Rh(PPh ₃) ₃ Cl] + Ag(C≡CC ₆ F ₅) | X-ray | q |
| [Cu ₂ (η -C ₅ H ₅ CH ₂ NMe ₂) ₂ (μ -C≡CC ₆ H ₄ Me-2) ₂] | [IrCl(CO)(PPh ₃) ₂] + PhC≡CH | X-ray, Rh ₂ Ag ₂ analogue also prepared | r |
| [Yb(η -C ₅ H ₅) ₂ (μ -C≡CPh) ₂] | [Cu ₂ R ₂ X ₂] + LiC≡CAR | R = <i>n</i> -alkyl, e.g., <i>n</i> -C ₆ H ₁₃ or <i>n</i> -C ₄ H ₉ ; also R = alkynyl | s |

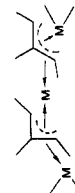
^a Sekulowski, D. G.; Stucky, G. D. *J. Am. Chem. Soc.* 1976, 98, 1376. ^b Ciriano, M.; Howard, J. A. K.; Spencer, J. L.; Stone, F. G. A.; Wade, H. J. *J. Chem. Soc., Dalton Trans.* 1979, 1749. ^c Yasufuku, K.; Yamazaki, H. *Bull. Chem. Soc. Jpn.* 1979, 45, 2664. ^d Salah, O. M. A.; Bruce, M. I.; Redhouse, A. D. *J. Chem. Soc., Chem. Commun.* 1974, 855. ^e Patel, H. E.; Fischer, R. G.; Carty, A. J.; Naik, D. V.; Palenik, G. J. *J. Organomet. Chem.* 1973, 60, C49. ^f Smith, W. F.; Yule, J.; Taylor, N. J.; Paik, H. N.; Carty, A. *J. Inorg. Chem.* 1977, 16, 1593. ^g Clark, R.; Howard, J. A. K.; Woodward, P. *J. Chem. Soc., Dalton Trans.* 1974, 2027. ^h Salah, O. M. A.; Bruce, M. I. *J. Chem. Soc., Dalton Trans.* 1975, 2311. ⁱ Footnote eliminated in revision. ^j Ely, N. M.; Tsutsui, M. *Inorg. Chem.* 1975, 14, 2680. ^k Salah, O. M. A.; Bruce, M. I.; Churchill, M. R.; DeBoer, B. G.

J. Chem. Soc., Chem. Commun. 1974, 688. ^l Salah, O. M. A.; Bruce, M. I. *Aust. J. Chem.* 1976, 29, 531. ^m Salah, O. M. A.; Bruce, M. I. *J. Chem. Soc., Dalton Trans.* 1974, 2302. ⁿ Aime, S.; Milone, L.; Sappa, E.; Tiripicchio, A.; Tiripicchio, M. *Inorg. Chim. Acta.* 1979, 32, 163. ^o Deeming, A. J.; Hasso, S.; Underhill, M. *J. Chem. Soc., Dalton Trans.* 1975, 1614. ^p Dellaca, R. J.; Penfold, B. R.; Robinson, B. H.; Robinson, W. T.; Spencer, J. L. *Inorg. Chem.* 1970, 9, 2197. ^q Churchill, M. R.; Bezman, S. A. *Inorg. Chem.* 1974, 13, 1418. ^r Hoedt, R. W. M.; Noltes, J. G.; Koten, G. van; Spek, A. J. *J. Chem. Soc., Dalton Trans.* 1978, 1800. ^s Fischer, R. D.; Bielang, G. *J. Organomet. Chem.* 1980, 191, 61.

TABLE X. μ -Allyl, μ -Cyclopentadienyl and Related Dimetal Complexes^{ss} (See Also Table Xa)

| compound | preparation | comments | ref |
|--|--|---|-----|
| $[\text{Ti}_2(\mu\text{-}\eta^1\text{-C}_5\text{H}_5)_2(\eta\text{-}\eta^1\text{-C}_{10}\text{H}_8)(\text{HAIEt}_2)_2]$ | $[\text{Ti}(\eta\text{-C}_5\text{H}_5)_2] + \text{AlEt}_3/\Delta$ |  | a |
| $[\text{Ti}_2(\eta\text{-C}_5\text{H}_5)_3(\mu\text{-}\eta^1\text{-}\eta^5\text{-C}_5\text{H}_4)]$ | $[\text{Ti}(\eta\text{-C}_5\text{H}_5)_2\text{Cl}_2] + \text{K}[\text{C}_{10}\text{H}_8]$ | X-ray | b |
| $[\text{Zr}_2(\eta\text{-C}_5\text{H}_5)_2(\mu\text{-}\eta^1\text{-}\eta^5\text{-C}_5\text{H}_4)_2\text{L}_2]$ | $[\text{Zr}(\eta\text{-C}_5\text{H}_5)_2\text{L}_2]/\Delta$ | X-ray L = PMe ₂ Ph or PMePh ₂ | c |
| $[\text{Nb}_2(\eta\text{-C}_5\text{H}_5)_2(\mu\text{-}\eta^1\text{-}\eta^5\text{-C}_5\text{H}_4)_2\text{H}_2]$ | $[\text{Nb}(\eta\text{-C}_5\text{H}_5)_2\text{H}_2]/\Delta$ | X-ray | d |
| $[\text{M}_2(\mu\text{-C}_5\text{H}_5)_2(\eta\text{-C}_5\text{H}_5)_2]$ | $\text{MCl}_x + \text{Mg}(\text{C}_5\text{H}_5)\text{Cl}$ | X-ray, M=Cr or Mo (cf. analogous [Re ₂ (C ₅ H ₅) ₂] does not contain bridging allyl groups) | e |
| $[\text{Mo}_2(\eta\text{-C}_5\text{H}_5)_2(\mu\text{-}\eta^1\text{-}\eta^5\text{-C}_5\text{H}_4)_2\text{H}_2]$ | $[\text{Mo}(\eta\text{-C}_5\text{H}_5)_2\text{H}_2] + \text{N}_2\text{O}$ | tungsten analogue also prepared | f |
| $[\text{Mo}_2(\eta\text{-C}_5\text{H}_5)_2(\mu\text{-}\eta^1\text{-}\eta^5\text{-C}_5\text{H}_4)_2]$ | $[\text{Mo}(\eta\text{-C}_5\text{H}_5)_2\text{H}_2]/h\nu$ | X-ray, tungsten analogue also prepared | g |
| $[\text{MoMn}(\eta\text{-C}_5\text{H}_5)_2(\mu\text{-}\eta^1\text{-}\eta^5\text{-C}_5\text{H}_4)_2(\text{CO})_6]$ | $[\text{Mo}(\eta\text{-C}_5\text{H}_5)_2\text{H}_2] + [\text{Mn}(\text{CO})_5\text{Me}]$ | L = PEt ₃ , PMe ₂ Ph, PPh ₂ Me, PPh ₃ | h |
| $[\text{W}(\eta\text{-C}_5\text{H}_5)_2(\mu\text{-}\eta^1\text{-}\eta^5\text{-C}_5\text{H}_4)_2\text{H}_2]$ | $[\text{W}(\eta\text{-C}_5\text{H}_5)_2\text{H}_2] + [\text{IrH}_2\text{L}_2(\text{EtOH})_2][\text{PF}_6]$ | X-ray, ionic structure | i |
| $[\text{W}_2(\eta\text{-C}_5\text{H}_5)_2(\mu\text{-}\eta^1\text{-}\eta^5\text{-C}_5\text{H}_4)_2\text{H}_2]$ | $[\text{W}(\eta\text{-C}_5\text{H}_5)_2\text{H}_2] + \text{SiMe}_4$ | X-ray, R=H, Me, or Ph | j |
| $[\text{ReMn}(\eta\text{-C}_5\text{H}_5)_2(\mu\text{-}\eta^1\text{-}\eta^5\text{-C}_5\text{H}_4)_2\text{H}(\text{CH}_2\text{SiMe}_3)]$ | $[\text{Re}(\eta\text{-C}_5\text{H}_5)_2\text{H}] + [\text{Mn}(\text{CO})_5\text{Me}]$ | | h |
| $[\text{Mn}(\eta\text{-C}_5\text{H}_5)_2(\mu\text{-}\eta^1\text{-}\eta^5\text{-C}_5\text{H}_4)_2\text{H}(\text{CO})_4]$ | $\text{Mg}(\eta\text{-C}_5\text{H}_5)\text{Br} + \text{MnCl}_2$ | | k |
| $[\text{Fe}_2(\eta\text{-C}_5\text{H}_5)_2(\mu\text{-C}_3\text{H}_5)(\text{CO})_4]$ | $[\text{Fe}(\eta\text{-C}_5\text{H}_5)(\text{CO})_2]_2(\text{CH}_2)_3 + [\text{Ph}_3\text{C}][\text{BF}_4]$ | | l |
| $[\text{Fe}_2(\mu\text{-C}_3\text{Ph}_3\text{R})(\text{CO})_6]$ | $[\text{Fe}_2(\text{CO})_6] + \text{CPhCPhCPhR}$ | | m |
| $[\text{Fe}_2\{\mu\text{-MeCCHCHCHC}(\text{O})\text{Me}\}(\text{CO})_6]$ | $[\text{Fe}(\text{CO})_5] + \text{CH}_3\text{C}(\text{CHCHC}(\text{O})\text{CH}_3)\text{CHCH}$ | | m |
| $[\text{Fe}_2(\mu\text{-C}_3\text{H}_7)(\text{CO})_7]$ | $[\text{Fe}_2(\text{CO})_6] + \text{C}_3\text{H}_7$ | | n |
|  | $[\text{CO}]_3\text{Fe} + [\text{Fe}(\text{CO})_3]$ | | o |
|  | $[\text{CO}]_3\text{Fe} + [\text{Fe}_2(\text{CO})_{12}]$ | | p |
|  | $[\text{Fe}_2(\text{CO})_9] + \text{---}=\text{---}$ | | n |
|  | $[\text{Fe}_2(\text{CO})_9] + \text{---}=\text{---}$ | X-ray of the PPh ₃ analogue | q |
|  | $\text{PhCH}=\text{CHCONMe}_2 + [\text{Fe}_3(\text{CO})_{12}] + \text{Et}_3\text{O}[\text{BF}_4]$ | X-ray | r |
| | $\text{R} \begin{array}{c} \diagup \\ \text{C} \\ \diagdown \end{array} \text{R} + [\text{Fe}_2(\text{CO})_9]$ | R = H (X-ray), Me, or Ph | m |

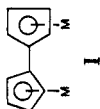
| | | | |
|--|--|---|--------|
| | [H ₂ O ₈ (CO) ₁₀] + C ₆ H ₁₀ | X-ray | s |
| | [Ni(CO) ₄] + CF ₃ C≡CCF ₃ | X-ray | l |
| | [Ni(CO) ₄] + H[BF ₄] | X-ray | u |
| | [Ni(CO) ₄] + [Ph ₃ C ₄ Al]Li ₂ | X-ray | v |
| | [Ni(CO) ₄] + CCl ₂ | X-ray | w |
| | [Pd ₂ (μ-C ₃ H ₅) ₂ (PR' ₃) ₂] + 2TiCl ₄ + Na/K | R = Me, Ph, or Pr- <i>i</i> ; or R = Et (X-ray) X-ray (R = Me, R' = Ph); R = H, Me, or Bu- <i>t</i> , R' = e.g., Pr- <i>i</i> , C ₆ H ₁₁ , or Ph | x |
| | [Pd ₂ (μ-C ₃ H ₅) ₂ (PR' ₃) ₂] + Pd(PR' ₃) ₂ | X-ray (X = I, R = H, R' = Ph) R' = e.g., Pr- <i>i</i> , R = e.g., Me, in plane bridging alkyl, i.e., | y |
| | [Pt ₂ (μ-C ₃ H ₅) ₂] + HCl | | ac, z |
| | [Pt ₂ (μ-C ₃ H ₅) ₂] + Mg/THF | X-ray | aa |
| | [Pt ₂ (μ-C ₃ H ₅) ₂] + Ti(acac) | X-ray | ab |
| | [Pt ₂ (μ-C ₃ H ₅) ₂] + HCl | X-ray | ab |
| | [Pt ₂ (μ-C ₃ H ₅) ₂] + CPhCPhCO | X-ray, can protonate carbonyl with HBF ₄ | ad |
| | [Au(CN)PPPh ₃] + LiR | copper analogue known, R = H, Cl, OMe, or CH ₃ NMe ₂ | ae |
| | [AuR'PPPh ₃] + H[BF ₄] | X-ray (R = H, Cl, OMe, or CH ₃ NMe ₂) | af, ag |
| | [Sc(η-C ₅ H ₅) ₂ (μ-η-C ₅ H ₅)] _n | X-ray, samarium analogue also prepared (X-ray) | ah |
| | [Th ₂ (η-C ₅ H ₅) ₄ (μ-η ¹ -η ⁵ -C ₅ H ₅) ₂] | X-ray | ai |
| | [HM ₃ (μ-MeCCHCH)(CO) ₉] | Selected Examples of Trimetallic Complexes | aj |
| | [HRu ₃ (μ-MeCCHCEt)(CO) ₆] | M = Ru or Os | ak |
| | [Rh ₃ (η-C ₅ H ₅) ₃ (μ-C ₅ H ₅)H] | X-ray, C ₅ H ₅ bridges the Rh ₃ triangle | al |
| | [M ₃ (μ-C ₃ RR' ₂) ₂] + Ti(acac) | X-ray, linear structure, M = Pd or Pt, R' = R = <i>p</i> -MeOC ₆ H ₄ ; R = Ph, R' = <i>p</i> -MeOC ₆ H ₄ | am |
| | [M ₃ (μ-C ₃ R) ₂] + Br ₂ | allyl clusters contain bridging allyl groups, i.e., | |



^a Guggenberger, L. J.; Tebbe, F. N. *J. Am. Chem. Soc.* 1973, 95, 7870. ^b Pez, G. P. *J. Am. Chem. Soc.* 1976, 98, 8072. ^c Gell, K. I.; Schwartz, J. *J. Chem. Soc., Chem. Commun.* 1979, 244. Gell, K. I.; Harris, T. V.; Schwartz, J. *Inorg. Chem.* 1981, 20, 481. ^d Guggenberger, L. *J. Inorg. Chem.* 1973, 12, 294. ^e Aoki, T.; Furusaki, A.; Tomiie, Y.; Ono, K.; Tanaka, K. *Bull. Chem. Soc. Jpn.* 1969, 42, 545. Cotton, F. A.; Pipal, J. F. *J. Am. Chem. Soc.* 1971, 93, 5441. ^f Cooper, N. J.; Green, M. L. H.; Couldwell, C.; Prout, K. *J. Chem. Soc., Chem. Commun.* 1977, 145. ^g Berry, M.; Cooper, N. J.; Green, M. L. H.; Simpson, S. *J. J. Chem. Soc. Chem. Commun.* 1978, 99. *J. Chem. Soc., Dalton Trans.* 1980, 29. Carmen, M.; Green, M. L. H.; Jimenez, R. *Ibid.* 1982, 2495. ^h Hoxmeier, R.; Deubzer, B.; Kaesz, H. D. *J. Am. Chem. Soc.* 1971, 93, 536. Hoxmeier, R. J.; Blickensderfer, J. R.; Kaesz, H. D. *Inorg. Chem.* 1979, 18, 3453. Hoxmeier, R. J.; Knoble, C. B.; Kaesz, H. D. *Ibid.* 1978, 18, 3462. ⁱ Pregosin, P. S.; Togni, A.; Venanzi, L. M. *Angew. Chem., Int. Ed. Engl.* 1981, 20, 668. ^j Berry, K.; Elmilt, K.; Green, M. L. H. *J. Chem. Soc., Dalton Trans.* 1979, 1950. ^k Bunder, W.; Weiss, E. *Z. Naturforsch., B Anorg. Commun.* 1979, 244. Gell, K. I.; Harris, T. V.; Schwartz, J. *Inorg. Chem.* 1981, 20, 481. ^d Guggenberger, L. *J. Inorg. Chem.* 1973, 12, 294. ^e Aoki, T.; Furusaki, A.; Tomiie, Y.; Ono, K.; Tanaka, K. *Bull. Chem. Soc. Jpn.* 1969, 42, 545. Cotton, F. A.; Pipal, J. F. *J. Am. Chem. Soc.* 1971, 93, 5441. ^f Cooper, N. J.; Green, M. L. H.; Couldwell, C.; Prout, K. *J. Chem. Soc., Chem. Commun.* 1977, 145. ^g Berry, M.; Cooper, N. J.; Green, M. L. H.; Simpson, S. *J. J. Chem. Soc. Chem. Commun.* 1978, 99. *J. Chem. Soc., Dalton Trans.* 1980, 29. Carmen, M.; Green, M. L. H.; Jimenez, R. *Ibid.* 1982, 2495. ^h Hoxmeier, R.; Deubzer, B.; Kaesz, H. D. *J. Am. Chem. Soc.* 1971, 93, 536. Hoxmeier, R. J.; Blickensderfer, J. R.; Kaesz, H. D. *Inorg. Chem.* 1979, 18, 3453. Hoxmeier, R. J.; Knoble, C. B.; Kaesz, H. D. *Ibid.* 1978, 18, 3462. ⁱ Pregosin, P. S.; Togni, A.; Venanzi, L. M. *Angew. Chem., Int. Ed. Engl.* 1981, 20, 668. ^j Berry, K.; Elmilt, K.; Green, M. L. H. *J. Chem. Soc., Dalton Trans.* 1979, 1950. ^k Bunder, W.; Weiss, E. *Z. Naturforsch., B Anorg.*

TABLE X (Continued)

Chem., *Org. Chem.* 1978, 33B, 1235. ^l Laing, M.; Moss, J. R.; Johnson, J. J. *Chem. Soc., Chem. Commun.* 1977, 656. ^m Dettlaf, G.; Behrens, U.; Weiss, E. *Chem. Ber.* 1978, 111, 3019. ⁿ Ben-Shoshan, R.; Pettit, R. J. *Chem. Soc., Chem. Commun.* 1968, 247. ^o Braye, E. H.; Hubel, W. J. *Organomet. Chem.* 1967, 9, 370. ^p Brune, H. A.; Schwab, W.; Wolff, H. P. Z. *Naturforsch., B: Anorg. Chem., Org. Chem.* 1970, 25B, 892. ^q Davis, R. E. J. *Chem. Soc., Chem. Commun.* 1968, 248. ^r Nesmeyanov, A. N.; Rybin, L. V.; Pogrebnyak, A. A.; Rybinskaya, M. I. J. *Organomet. Chem.* 1976, 116, 327. ^s Reichert, B. H.; Sheldrick, G. M. *Acta. Crystallogr., Sect. B* 1977, B33, 175. ^t Davidson, J. L.; Sharp, D. W. A. J. *Chem. Soc., Dalton Trans.* 1975, 2283. ^u Dabler, E.; Textor, M.; Oswald, H. R.; Salzer, A. *Angew. Chem., Int. Ed. Engl.* 1974, 13, 135. ^v Hoberg, H.; Krause-Going, R.; Krüger, C.; Sekutowski, J. C. *Angew. Chem., Int. Ed. Engl.* 1977, 16, 188. ^w Frisch, P. D.; Posey, R. G.; Kahre, G. P. *Inorg. Chem.* 1978, 17, 402. ^x Werner, H.; Krauss, H. J. *Angew. Chem., Int. Ed. Engl.* 1979, 18, 948; *J. Chem. Soc., Chem. Commun.* 1979, 814. Suzuki, K.; Jindo, A. *Inorg. Chim. Acta.* 1980, 44, L37. For a general review see: Werner, H. *Adv. Organomet. Chem.* 1981, 19, 155. ^y Werner, H.; Kuhn, H. *Angew. Chem., Int. Ed. Engl.* 1977, 16, 412; 1979, 18, 416; *J. Organomet. Chem.* 1979, 179, 421. Werner, H.; Kuhn, A.; Tune, D. J. *Chem. Ber.* 1977, B33, 3688. Felkin, H.; Yamazaki, H. *Acta. Crystallogr., Sect. B* 1972, B28, 899. ^{aa} Ducruix, A.; Pascard, C. *Acta. Crystallogr., Sect. B* 1977, B33, 3688. Felkin, H.; Turner, G. K. J. *Organomet. Chem.* 1977, 129, 429. Ducruix, A.; Felkin, H.; Pascard, C.; Turner, G. K. J. *Chem. Soc., Dalton Trans.* 1972, 265. ^{ac} Werner, H.; Kuhn, H.; Kuhn, A. J. *Organomet. Chem.* 1979, 179, 439. ^{ad} Carroll, W. E.; Green, M.; Howard, J. A. K.; Pfeiffer, M.; Stone, F. G. A. J. *Chem. Soc., Dalton Trans.* 1978, 1472. ^{ae} Nesmeyanov, A. N.; Perevalova, E. G.; Grandberg, K. I.; Lemenovskii, D. A.; Baukova, T. V.; Afanassova, O. B. J. *Organomet. Chem.* 1974, 65, 131. ^{af} Atwood, J. L.; Smith, K. D. J. *Am. Chem. Soc.* 1973, 95, 1488. ^{ag} Wong, C. H.; Lee, T. Y.; Lee, Y. T. *Acta. Crystallogr., Sect. B* 1969, B25, 2580. ^{ah} Baker, E. C.; Raymond, K. N.; Marks, T. J.; Wachter, W. A. J. *Am. Chem. Soc.* 1974, 96, 7586. ^{ai} Deeming, A. J.; Hasso, S.; Underhill, M. J. *Chem. Soc., Dalton Trans.* 1975, 1614. ^{aj} Evans, M.; Hursthouse, M. B.; Randall, E. W.; Rosenberg, E.; Milone, L.; Valle, M. J. *Chem. Soc., Dalton Trans.* 1978, 1830. ^{ak} Schrauzer, G. N.; Rabinowitz, H. N.; Frank, J. A. K.; Paul, I. C. J. *Am. Chem. Soc., Dalton Trans.* 1974, 96, 3017. ^{al} A number of "allyl-type" bridging ligands have been identified (see Table III). Complexes containing hetero-allyl type ligands have also been prepared, e.g., [Fe₂(μ-Ph₂C=C=NMe)(CO)₆]^{ap} and [NiFe(η-C₅H₅)(μ-CPhCPhPh₂)(CO)₃]^{aq}. Numerous bridging fulvalene complexes, i.e., (η-η-C₁₀H₈)H(OH)]. These complexes do not contain a σ-M-C bond and are therefore not included in this table. μ-Alkene complexes are also known; these typically have a bent CCC arrangement (II) [for recent examples, see, e.g., Al-Obaidi, Y. N.; Baker, P. K.; Green, M.; White, N. D.; Taylor, G. E. J. *Chem. Soc., Dalton Trans.* 1981, 2321. Lewis, L. N.; Huffmann, J. C.; Caulton, K. G. J. *Am. Chem. Soc.* 1980, 102, 402. Otsuka, S.; Nakamura, A. *Adv. Organomet. Chem.* 1976, 14, 245 (review)].

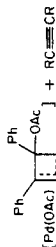


II

TABLE XI. (μ-Acetylene)dimetal Complexes (Selected, Well-Characterized Examples)^{pg, ah}

| compound | preparation | comments | ref |
|--|---|--|-----|
| [Ta ₂ Cl ₄ (μ-Cl) ₂ (μ-Me ₂ CC≡CCMe ₃)(THF) ₂] | [Ta ₂ Cl ₆ (SC ₆ H ₅) ₂] + t-BuC≡Ct-Bu-t | X-ray, (tetrahedral) ^{ag} | a |
| [Mo ₂ (η-C ₅ H ₅) ₂ (μ-HC≡CH)(CO) ₆] | [Mo(η-C ₅ H ₅)(CO) ₂] ₂] + HC≡CH | Ta-Ta 2.677 Å, very short, i.e., a double bond | b |
| [W ₂ (μ-MeC≡CMe)(μ-Br)(Br)(CO) ₅ (Ph ₂ As) ₂ CH ₂] | [WCM ₂ (Br)(CO) ₄] ₂] + (Ph ₂ As) ₂ CH ₂ | X-ray, X-ray also on Et ₂ C ₂ and Ph ₂ C ₂ analogues (tetrahedral) | c |
| [Fe ₂ (μ-Bu-t-C≡CBu-t)(CO) ₆] | [Fe ₂ (CO) ₆] + t-BuC≡Ct-Bu-t | X-ray, (tetrahedral) | d |
| [Fe ₂ (μ-Bu-t-C≡CBu-t)(CO) ₄] | [Fe ₂ (CO) ₆] + t-BuC≡Ct-Bu-t | X-ray, (tetrahedral) | e |
| [Fe ₂ (μ-F ₃ CC≡CCF ₃)(μ-SCF ₃) ₂ (CO) ₆] | [Fe(CO) ₅ SCF ₃] ₂] + F ₃ CC≡CCF ₃ | X-ray, (in plane) | f |
| [Fe ₂ (μ-C ₆ F ₅)(CO) ₆] | Li[(CO) ₂ Fe(C(O)C ₆ F ₅)] + Me ₃ SiCl | X-ray, low yield byproduct; for other examples of this type of complex see Table IV | g |
| [η-C ₅ H ₅](CO)PPH ₃ Ru | [RuMe(CO)PPH ₃ (η-C ₅ H ₅)] + (F ₃ C) ₂ C ₂ | (in plane) | h |
| [CoNi(μ-PhC≡CPh)(η-C ₅ H ₅)(CO) ₃] | [Ni ₂ (η-C ₅ H ₅)(PhC≡CPh)] + [Co ₂ (CO) ₈] | X-ray, (tetrahedral) | i |
| [Co ₂ (μ-t-BuC ₂ Bu-t)(CO) ₆] | [Co ₂ (CO) ₈] + t-BuC ₂ Bu-t | X-ray, many examples known with different acetylenes, (tetrahedral) | d |
| [Co ₂ (μ-H ₂ C ₂ (CO) ₄ (PMe ₂) ₂] | [Co ₂ (CO) ₈ (HC,H)] + PMe ₂ | X-ray, substituted alkyne complexes known, (tetrahedral) | j |
| [Co ₂ (η-C ₅ H ₅)(μ-Me ₃ SiC ₂ SiMe ₃)(μ-CO)] | [Co(η-C ₅ H ₅)(CO) ₂] + Me ₃ SiC ₂ SiMe ₃ | | k |
| K ₂ [Co ₂ (μ-R ₂ C ₂)(CN) ₁₀] | [Co(CN) ₅] ³⁻ + R ₂ C ₂ | various acetylenes, e.g., R = CO ₂ Me, CO ₂ Et, CN, H | l |
| [Co ₂ (μ-PhC ₂ Ph)(CO) ₆](Ph ₂ PCH ₂ PPH ₃) | [Co ₂ (μ-PhC ₂ Ph)(CO) ₆] + Ph ₂ PCH ₂ PPH ₃ | X-ray, (tetrahedral) | m |

| | | | |
|---|--|--|-----------|
| $[\text{Co}_2(\mu\text{-CCCF}_2\text{CF}_2\text{CFCF})(\text{CO})_6]$ | $[\text{Co}_2(\text{CO})_8]$ + $\text{CCCF}_2\text{CF}_2\text{CFCF}$ | X-ray, cis cyclic alkyne stabilized by coordination | <i>n</i> |
| $[\text{Rh}_2(\eta\text{-C}_5\text{H}_5)_2(\mu\text{-F}_3\text{CC}_2\text{CF}_3)(\text{CO})_2]$ | $[\text{Rh}(\eta\text{-C}_5\text{H}_5)(\text{CO})_2] + \text{F}_3\text{CC}_2\text{CF}_3$ | X-ray, (in plane) | <i>o</i> |
| $[\text{Rh}_2(\eta\text{-C}_5\text{H}_5)_2(\mu\text{-F}_3\text{CC}_2\text{CF}_3)(\mu\text{-CO})]$ | $[\text{Rh}_2(\eta\text{-C}_5\text{H}_5)_2(\mu\text{-F}_3\text{CC}_2\text{CF}_3)(\text{CO})_2] + \text{Me}_2\text{NO}$ | preparation involves the interconversion of an in-plane to a tetrahedral complex | <i>p</i> |
| $[\text{Rh}_2(\mu\text{-PhC}_6\text{Ph})_2(\text{PF}_6)_2(\text{PPh}_3)_2]$ | $[\text{Rh}_2(\text{PF}_6)_2] + \text{PhC}\equiv\text{CPh} + 2\text{PPh}_3$ | X-ray, various substituted acetylene derivatives known, (tetrahedral) | <i>q</i> |
| $[\text{Rh}_2(\mu\text{-CF}_3\text{CF}_2)(\text{F}_3\text{CCCF}_3)\text{CH}(\text{C}(\text{O})\text{Bu-}t)_2]$ | $[\text{Rh}(\text{dpm})(\text{CO})_2] + \text{F}_3\text{CC}_2\text{CF}_3$ | X-ray, (in plane), dpm = dipivaloylmethanato | <i>r</i> |
| $[\text{Rh}_2\{(\text{Ph}_2\text{P})_2\text{CH}_2\}_2(\mu\text{-F}_3\text{CCCF}_3)(\text{Cl})_2]$ | $[\text{RhCl}(\text{C}_6\text{H}_5)_3]_2 + \text{DPM} + \text{HC}\equiv\text{CH}$ | X-ray, (in plane) | <i>s</i> |
| $[\text{Ir}_2(\mu\text{-PhC}\equiv\text{CH})(\text{PPh}_3)_2(\text{CO})_4]$ | $[\text{Ir}(\text{CO})(\text{PPh}_3)] + \text{HC}\equiv\text{CPh}$ | X-ray, (tetrahedral) | <i>t</i> |
| $[\text{Ir}_2(\mu\text{-F}_3\text{CCCF}_3)(\text{NO})(\text{PPh}_3)_2]$ | $[\text{Ir}(\text{PPh}_3)_2\text{NO}] + \text{F}_3\text{CC}_2\text{CF}_3$ | X-ray, (in plane) | <i>u</i> |
| $[\text{Ni}_2(\eta\text{-C}_5\text{H}_5)_2(\mu\text{-HC}_2\text{H})]$ | $[\text{Ni}(\eta\text{-C}_5\text{H}_5)_2] + \text{HC}_2\text{H}$ | X-ray, (tetrahedral) | <i>v</i> |
| $[\text{Ni}_2(\eta\text{-C}_5\text{H}_5)_2(\mu\text{-Ph}_2\text{PC}_2\text{R})]$ | $[\text{Ni}(\eta\text{-C}_5\text{H}_5)_2] + \text{Ph}_2\text{PC}_2\text{R}$ | R = Bu- <i>t</i> or Ph (tetrahedral) | <i>w</i> |
| $[\text{Ni}_2(\eta\text{-C}_5\text{H}_5)_2(\mu\text{-Ph}_2\text{P}(\text{O})\text{C}_2\text{CF}_3)]$ | $[\text{Ni}(\eta\text{-C}_5\text{H}_5)_2] + \text{Ph}_2\text{PC}_2\text{R}$ | X-ray, (tetrahedral), one of six products separated by chromatography | <i>x</i> |
| $[\text{Ni}_2(\eta\text{-C}_5\text{H}_5)_2(\mu\text{-PhC}_2\text{Ph})]$ | $[\text{Ni}(\eta\text{-C}_5\text{H}_5)_2] + \text{PhC}_2\text{Ph}$ | X-ray, (tetrahedral) | <i>y</i> |
| $[\text{Ni}_2(\eta\text{-C}_5\text{H}_5)_2(\mu\text{-CC}(\text{CH}_3)_m\text{CH}_2)]$ | $[\text{Ni}(\eta\text{-C}_5\text{H}_5)_2] + \text{cyclic diacetylene}$ | Co analogue also prepared | <i>z</i> |
| $[\text{NiFe}(\eta\text{-C}_5\text{H}_5)(\mu\text{-CHCPh}_3)(\text{CO})_3]$ | $[\text{Ni}(\eta\text{-C}_5\text{H}_5)(\text{C}\equiv\text{CH})(\text{PPh}_3)] + [\text{Fe}_2(\text{CO})_9]$ | X-ray, (tetrahedral), rare example of heterobimetallic | <i>aa</i> |
| $[\text{Pd}_2(\eta\text{-C}_5\text{Ph}_3)_2(\mu\text{-PhC}\equiv\text{CPh})]$ | $\text{Pd}(\text{OAc})_2 + \text{PhC}\equiv\text{CPh}$ | X-ray, (tetrahedral) many related examples known | <i>ab</i> |
| $[\text{Pd}_2\{(\text{Ph}_2\text{P})_2\text{CH}_2\}_2(\mu\text{-RC}\equiv\text{CR})(\text{Cl})_2]$ | $[\text{Pd}\{(\text{Ph}_2\text{P})_2\text{CH}_2\}_2(\text{Cl})_2] + \text{RC}\equiv\text{CR}$ | X-ray (R = CF ₃), also R = CO ₂ Me or CO ₂ Et | <i>ac</i> |
| $[\text{Pt}_2(\eta\text{-C}_5\text{H}_5)_2(\mu\text{-F}_3\text{CCCF}_3)_2]$ | $[\text{Pt}(\text{CF}_3)_2\text{O}(\text{Pt}(\text{C}_6\text{H}_5)_2)] + \text{F}_3\text{CC}\equiv\text{CCF}_3$ | X-ray, (in plane) | <i>ad</i> |
| $[\text{Pt}_2(\eta\text{-PhC}\equiv\text{CPh})(\mu\text{-PhC}\equiv\text{CPh})(\text{PMe}_3)_2]$ | $[\text{Pt}(\eta\text{-C}_5\text{H}_5)_2] + \text{PhC}\equiv\text{CPh} + \text{PMe}_3$ | X-ray, (tetrahedral), cf. with above | <i>ae</i> |
| $[\text{Pt}_2\{(\text{Ph}_2\text{P})_2\text{CH}_2\}_2(\mu\text{-RC}\equiv\text{CR})(\text{X})(\sigma\text{-RC}\equiv\text{CHR})]$ | $[\text{Pt}_2\{(\text{Ph}_2\text{P})_2\text{CH}_2\}_2\text{H}_2(\mu\text{-H})^+ + 2\text{RC}\equiv\text{CR}$ | R = CO ₂ Me or CF ₃ | <i>af</i> |



^a Cotton, F. A.; Hall, W. T. *Inorg. Chem.* 1980, 19, 2354. ^b Bailey, W. I.; Chisholm, M. H.; Cotton, F. A.; Rankel, L. A. *J. Am. Chem. Soc.* 1978, 100, 5764. ^c Fischer, E. O.; Ruhs, A.; Friedrich, P.; Huttner, G. *Angew. Chem., Int. Ed. Engl.* 1977, 16, 465. ^d Cotton, F. A.; Jamerson, J. D.; Stults, B. R. *J. Am. Chem. Soc.* 1976, 98, 1774. ^e Nicholas, N.; Bray, L. S.; Davis, R. E.; Pettit, R. *J. Chem. Soc., Chem. Commun.* 1971, 608. ^f Davidson, J. L.; Harrison, W.; Sharp, D. W. A.; Sim, G. A. *J. Organomet. Chem.* 1973, 46, C47. ^g Bennett, M. J.; Graham, W. A. G.; Stewart, R. P.; Tuggle, R. M. *Inorg. Chem.* 1973, 12, 2944. ^h Bruce, M. I.; Gardener, R. C. F.; Stone, F. G. A. *J. Chem. Soc., Dalton Trans.* 1979, 906. ⁱ Freeland, B. H.; Hux, J. E.; Payne, N. C.; Tyers, K. G. *Inorg. Chem.* 1980, 19, 693. ^j Bonnet, J. J.; Mathieu, R. *Inorg. Chem.* 1978, 17, 1973. ^k Sakurai, H.; Hayashi, J. *J. Organomet. Chem.* 1972, 39, 365. ^l Kimball, M. E.; Martella, J. P.; Kaska, W. C. *Inorg. Chem.* 1967, 6, 414. ^m Bird, P. H.; Fraser, A. R.; Hall, D. N. *Inorg. Chem.* 1977, 16, 1923. ⁿ Bailey, N. A.; Churchill, M. R.; Hunt, R.; Mason, R.; Wilkinson, G. *Proc. Chem. Soc.* 1964, 401. ^o Dickson, R. S.; Kirsch, H. P.; Lloyd, D. J. *J. Organomet. Chem.* 1975, 101, C48. ^p Dickson, R. S.; Pain, G. N. *J. Chem. Soc., Chem. Commun.* 1979, 277. See also Dickson, R. S.; Fallon, G. P.; Nesbit, R. J.; Pain, G. N. *J. Organomet. Chem.* 1982, 236, C61. ^q Bennet, M. A.; Johnson, R. N.; Robertson, G. B.; Turney, T. W.; Whimp, P. O. *Inorg. Chem.* 1976, 15, 97. ^r Jarvis, A. C.; Kemmitt, R. D. W.; Russell, D. R.; Tucker, P. A. *J. Organomet. Chem.* 1978, 159, 341. ^s Cowie, M.; Dickson, R. S. *Inorg. Chem.* 1981, 20, 2682. ^t Angoletta, M.; Bellon, P. L.; Demartin, F.; Sansoni, M. *J. Organomet. Chem.* 1981, 208, C12. ^u Clemens, J.; Green, M.; Kuo, M. C.; Fritchie, C. J.; Mague, J. T.; Stone, F. G. A. *J. Chem. Soc., Chem. Commun.* 1972, 53. ^v Wang, Y.; Coppens, P. *Inorg. Chem.* 1976, 15, 1122. ^w Carty, A. J.; Paik, N. H.; Ng, T. W. *J. Organomet. Chem.* 1974, 74, 279. ^x Restivo, R. J.; Ferguson, G.; Ng, T. W.; Carty, A. J. *Inorg. Chem.* 1977, 16, 172. ^y Day, V. W.; Abdel-Meguid, S. S.; Dabestani, S.; Thomas, M. G.; Pretzer, W. R.; Muettterties, E. L. *J. Am. Chem. Soc.* 1976, 98, 8289. ^z King, R. B.; Haiduc, I.; Eiraty, A. J. *Organomet. Chem.* 1973, 47, 145. ^{aa} Yasufuku, K.; Yamazaki, H. *Bull. Chem. Soc. Jpn.* 1972, 45, 2664. Yasufuku, K.; Aoki, K.; Yamazaki, H. *J. Organomet. Chem.* 1975, 84, C28. ^{ab} Jack, T. R.; May, C. J.; Powell, J. J. *Am. Chem. Soc.* 1977, 99, 4707. ^{ac} Lee, C. L.; Hunt, C. T.; Balch, A. I. *Inorg. Chem.* 1981, 20, 2498. ^{ad} Smart, L. E.; Browning, J.; Green, M.; Laguna, A.; Spencer, J. L.; Stone, F. G. A. *J. Chem. Soc., Dalton Trans.* 1977, 1777. ^{ae} Green, M.; Grove, D. M.; Howard, J. A. K.; Spencer, J. L.; Stone, F. G. A. *J. Chem. Soc., Chem. Commun.* 1976, 759. ^{af} Puddephatt, R. J.; Thomson, M. A. *Inorg. Chim. Acta.* 1980, 45, L281; *Inorg. Chem.* 1982, 21, 725. ^{ag} The alkyne can bridge in two distinct modes: (a) Tetrahedral- μ_2 - η^2 geometry, i.e., I in which the alkyne lies perpendicular to the M-M axis, (b) in plane-cis-dimetalated olefin, i.e., the alkyne lies in the plane of the M-M axis (II). The two modes of bonding are interconvertible, cf. Dickson, R. S.; Pain, G. N. *J. Chem. Soc., Chem. Commun.* 1979, 277. ^{ah} Hoffmann, D. M.; Hoffmann, R. *Organometallics* 1982, 1, 1299; *J. Chem. Soc., Dalton Trans.* 1982, 1471.

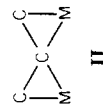
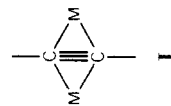


TABLE XII. μ -Hydrocarbyl Main-Group Metal-Transition-Metal Complexes (See Also Table XIIIa)


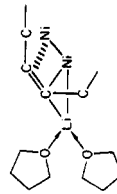
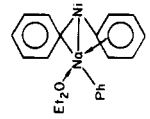
| compound | preparation | comments | ref |
|--|--|--|-------|
| $[\text{TiAl}(\eta\text{-C}_5\text{H}_5)_2(\mu\text{-CH}_2)(\mu\text{-Cl})(\text{CH}_3)_2]$ | $[\text{Ti}(\eta\text{-C}_5\text{H}_5)_2\text{Cl}_2] + \text{Al}_2\text{Me}_6$ | terminal alkyl exchange with Al_2R_6 | 37 |
| $[\text{TiAl}(\eta\text{-C}_5\text{H}_5)_2(\mu\text{-CH}_3)(\mu\text{-CH}_2)(\text{CH}_3)_2]$ | $[\text{Ti}(\eta\text{-C}_5\text{H}_5)_2\text{Me}_2] + \text{Al}_2\text{Me}_6$ | | a |
| $[\text{TiAl}(\eta\text{-C}_5\text{H}_5)_2(\mu\text{-CH}_3)(\mu\text{-CH}_2)(\text{CH}_3)_2]$ | $[\text{Ti}(\eta\text{-C}_5\text{H}_5)_2(\mu\text{-CH}_3)_2] + \text{Li}[\text{AlMe}_4]$ | | 128 |
| $[\text{TiAl}(\eta\text{-C}_5\text{H}_5)_2(\mu\text{-CH}_3)(\mu\text{-Cl})(\text{CH}_3)_2]$ | $[\text{Ti}(\eta\text{-C}_5\text{H}_5)_2\text{Cl}_2] + \text{Al}_2\text{Me}_6$ | unstable complex | 128 |
| $[\text{Ti}_2\text{Zn}(\eta\text{-C}_5\text{H}_5)_4(\mu\text{-C}_6\text{H}_5)_2]$ | | spectroscopic characterization | b |
| $[\text{Ti}_2(\mu\text{-}\eta\text{-C}_5\text{H}_5)_4\text{AlEt}_2(\eta\text{-C}_5\text{H}_5)_2]$ | $[\text{Ti}(\eta\text{-C}_5\text{H}_5)_2] + \text{Al}_2\text{Et}_6/\Delta$ | X-ray | c |
| $[\text{Zr}(\eta\text{-C}_5\text{H}_5)_2(\mu\text{-CH}_2\text{CH}(\text{AlEt}_2)_2)(\text{Cl})]$ | $[\text{Zr}(\eta\text{-C}_5\text{H}_5)_2\text{Cl}_2] + \text{Al}_2\text{Et}_6$ | X-ray, Cl ⁻ may be replaced by $[\text{C}_5\text{H}_5]^-$ (X-ray), spectroscopic characterization of titanium analogues, a variety of Zr-Al bridged species have been prepared from the reaction of $[\text{Cp}_2\text{ZrCl}_2]$ and Al_2Et_6 (see ref 187) | 16, d |
| $[\text{Ta}(\eta\text{-C}_5\text{H}_5)_2(\mu\text{-CH}_2\text{AlMe}_3)(\text{Me})]$ | $[\text{Ta}(\eta\text{-C}_5\text{H}_5)_2(\text{CH}_3)(\text{CH}_3)] + \text{Al}_2\text{Me}_6$ | | e |
| $[\text{Ta}(\mu\text{-CCMe}_3\text{LiL})(\text{CH}_2\text{CMe}_3)_3]$ | $[\text{Ta}(\text{CH}_2\text{CMe}_3)_3\text{CHCMe}_3] + \text{BuLi}$ | X-ray L = $\text{MeNCH}_2\text{CH}_2\text{N}(\text{Me})\text{CH}_2\text{CH}_2$ | f |
| $[\text{CrNa}_2(\mu\text{-C}_5\text{H}_5)_4(\text{C}_6\text{H}_5)(\text{THF})(\text{Et}_2\text{O})_3]$ | $\text{CrCl}_3 + \text{Na}[\text{C}_6\text{H}_5]$ | X-ray | g |
| $[\text{CrLi}_2(\mu\text{-CH}_3)_2(\text{dioxane})_3]$ | $\text{CrCl}_3 + \text{LiMe}$ | X-ray | h |
| $[\text{M}_2\text{Li}_4(\mu\text{-CH}_3)_8(\text{Et}_2\text{O})_4]$ | $\text{MCl}_x + \text{LiMe}$ | M = Cr or W (X-ray) | i |
| $[\text{CrLi}_2(\mu\text{-C}_5\text{H}_5)(\eta\text{-C}_5\text{H}_5)(\text{THF})_2]$ | $\text{CrCl}_2 + \text{LiC}_6\text{H}_5\text{CH}_2\text{NMe}_2$ | Mn analogue prepared from MnLi | 137 |
| $[\text{Mo}(\eta\text{-C}_5\text{H}_5)(\eta\text{-C}_5\text{H}_5)(\eta\text{-C}_5\text{H}_5)(\text{THF})_2]$ | $[\text{Mo}(\eta\text{-C}_5\text{H}_5)_2\text{H}_2] + \text{Al}_2\text{Me}_6$ | X-ray | j |
| $[\text{Mo}(\eta\text{-C}_5\text{H}_5)_2\text{Al}_2\text{Me}_3]$ | $[\text{Mo}(\eta\text{-C}_5\text{H}_5)_2\text{H}_2] + \text{Al}_2\text{Me}_6$ | X-ray | k |
| $[\text{W}(\mu\text{-CH})(\text{Cl})(\text{PMe}_3)_3(\text{AlMe}_2\text{Cl})]$ | $[\text{W}(\text{CH})(\text{Cl})(\text{PMe}_3)_2] + (\text{AlMe}_2\text{Cl})_2 + \text{PMe}_3$ | X-ray, shows 82% Me and 18% Cl bridged structure | l |
| $[\text{Re}_2(\mu\text{-CSn}(\text{TPP})\text{C})(\text{CO})_3]$ | $\text{Sn}(\text{TPP})\text{Cl}_2 + [\text{Re}_2(\text{CO})_{10}]$ | X-ray, (TPP = tetraphenylporphinate) | m |
| $[\text{FeLi}_2(\text{C}_2\text{H}_4)_4(\text{TMEDA})_2]$ | $[\text{Fe}(\eta\text{-C}_5\text{H}_5)_2] + \text{Li} + \text{C}_2\text{H}_4 + \text{TMEDA}$ |  | |
| $[\text{OsAg}(\mu\text{-CC}_6\text{H}_4\text{Me}_p)(\text{Cl})(\text{CO})(\text{PPh}_3)_2]$ | $[\text{Os}(\text{CC}_6\text{H}_4\text{Me})(\text{Cl})(\text{CO})(\text{PPh}_3)_2] + \text{AgCl}$ | X-ray, Cu and Ag analogues also prepared (Figure 44) | 117 |
| $[\text{CoLi}(\eta\text{-C}_5\text{H}_5)_2(\text{THF})_2]$ | $[\text{Co}(\eta\text{-C}_5\text{H}_5)(\eta\text{-C}_8\text{H}_{12})] + \text{Li}(\eta\text{-C}_8\text{H}_{12})$ | X-ray, Ni analogue also prepared | n |
| $[\text{CoLi}(\eta\text{-C}_8\text{H}_{12})_2\text{Li}(\mu\text{-Ph})(\text{THF})_2]$ | $[\text{Co}(\eta\text{-C}_8\text{H}_{12})(\eta\text{-C}_8\text{H}_{14})] + \text{LiPh}$ | X-ray | o |
| $[\text{Ni}(\mu\text{-C}_{12}\text{H}_{17}\text{NiLi})_2(\text{THF})_4]$ | $[\text{Ni}(\eta\text{-C}_{12}\text{H}_{18}\text{Li}_2)] + 2\text{C}_2\text{H}_4 + \text{Ni}$ | X-ray shows the bridging unit:  | p |
| $[\text{Ph}[\text{Na}(\text{OEt}_2)]_2[\text{Ph}_3\text{Ni}]_2\text{N}_2\text{NaLi}_6(\text{Et}_2\text{O})_4\text{OEt}_2]$ | $\text{PhLi} + [(\text{t}t\text{-C}_{12}\text{H}_{18}\text{Ni})] + \text{N}_2 + \text{NaPh}$ | the carbon chain being part of the C_{12} chain X-ray, complex structure containing side on dinitrogen, numerous phenyl bridges are present, e.g.,  | q |
| $[\text{Ni}(\mu\text{-C}_6\text{H}_5)_2(\mu\text{-C}_6\text{H}_5)_2(\text{bipy})]$ | $[\text{Ni}(\eta\text{-C}_6\text{H}_5)_2] + \text{PhAlCPhCPhCPh}$ OEt_2 Al_2Me_6 | X-ray | r |
| $[\text{Cu}_2\text{Li}_2(\mu\text{-CH}_3)_4]$ | $[\text{Ni}(\text{bipy})\text{Me}_2] + \text{Al}_2\text{Me}_6$ $\text{CuI} + \text{MeLi}$ | spectroscopic characterization, see also LiCu_2Me_3 , $\text{Li}_2\text{Cu}_2\text{Me}_5$, and Li_2CuMe_3 , butyl analogues also prepared | s |

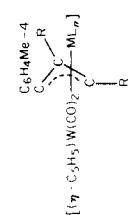
TABLE XII (Continued)

| compound | preparation | comments | ref |
|--|---|---|----------|
| [CuLi ₂ (μ-CH ₃) ₃] | CuI + MeLi | spectroscopic characterization, butyl compound also prepared | l |
| [M ₂ Li ₂ (μ-C ₆ H ₄ CH ₂ NMe ₂ -2)] | MX + LiC ₆ H ₄ CH ₂ NMe ₂ -2 | M = Cu, Ag, or Au | u |
| [AgLi(μ-Ar) ₂] | AgX + ArLi | Ar = C ₆ H ₅ , <i>o</i> -, <i>m</i> -, <i>p</i> -tolyl, C ₆ F ₅ , 2,6-dimethylphenyl | v |
| [AuM(μ-Ar)C]x] | [Au(CO)Cl] + MAR ₂ | M = Zn, Ar = Ph, C ₆ H ₄ Me- <i>o</i> , C ₆ H ₃ (CH ₂ CH ₃) ₂ - <i>o</i> , C ₆ H ₃ (OMe) ₂ -2,6; M = Cd or Hg, Ar = Ph | aa |
| [MA(η-C ₅ H ₅) ₂ (μ-CH ₃) ₂ (CH ₃) ₂] | [M(η-C ₅ H ₅) ₂ Cl] ₂ + Li[AiMe ₄] | M = Sc, Y, Gd, Dy, Ho, Er, Tm, or Yb | 128, 130 |
| [MA(η-C ₅ H ₅) ₂ (μ-CH ₂ CH ₂) ₂ (CH ₂ CH ₃) ₂] | [M(η-C ₅ H ₅) ₂ Cl] ₂ + Li[AlEt ₄] | X-ray (M = Y and Yb, Figure 46) | 128 |
| [YbLi(η-C ₅ Me ₅) ₂ (μ-Me)(μ-X)(Et ₂ O) ₂] | [Yb(η-C ₅ Me ₅) ₂ Cl] ₂ + LiMe | M = Sc, Y, or Ho | w |
| [MLi(μ-Bu- <i>t</i>) ₂ (Bu- <i>t</i>) ₂ (THF) _x] | LiBu- <i>t</i> + MCl ₃ | X = Cl, I, or Me | x |
| [MLi ₃ (μ-Me) ₆ (TMEDA) ₃] | MCl ₃ + LiMe | M = Sm, Er, or Yb | y |
| [ULi ₂ R ₆ L ₈] | UCl ₄ + LiR + TMEDA (L) | X-ray (M = Er), M = Pr, Nd, Sm, Tm, Yb, Er, or Lu | z |
| [ULi ₃ R ₆ L ₈] | UCl ₄ + LiR + O(CH ₂ CH ₂) ₂ O (L) | R = Me, CH ₂ SiMe ₃ , Ph, or C ₆ H ₄ CH ₂ NMe ₂ - <i>o</i> | z |

a Tetteb, F. N.; Parshall, G. W.; Zeile, J. V.; Reddy, G. S.; Harlow, R. L. *Abstr. Pap.-Am. Chem. Soc.* 1978, 176th. *b* Vyshinskaya, L. I.; Razuvaev, G. A.; Lalyaeva, V. N.; Laneva, A. N. *Proc. Conf. Coord. Chem.* 1973, 15, 262. *c* Waitles, P. C.; Weigold, H. *J. Organomet. Chem.* 1970, 24, 713. *d* Kaminsky, W.; Sinn, H. *Justus Liebig's Ann. Chem.* 1975, 424. Kaminsky, W.; Vollmer, H.-J. *Ibid.* 1975, 438. *e* (X-ray), Kaminsky, W.; Kopf, J.; Thirase, G. *Justus Liebig's Ann. Chem.* 1974, 1531. *f* Guggenberger, L. J.; Schrock, R. R. *J. Am. Chem. Soc.* 1975, 97, 2935. *g* Müller, E.; Krause, J.; Schmiedeknecht, K. *J. Organomet. Chem.* 1972, 44, 127. *h* Krause, J.; Marx, G. *J. Organomet. Chem.* 1974, 65, 215. *i* Collins, D. M.; Cotton, F. A.; Koch, S. A.; Millar, M.; Murillo, C. A. *Inorg. Chem.* 1978, 17, 2017. *j* Retting, S. J.; Storr, A.; Thomas, B. S.; Trotter, J. *Acta Crystallogr., Sect. B* 1974, B30, 666. *k* Prout, R. A.; Prout, K. *Ibid.* 1974, B30, 2312. *l* Sharp, P. R.; Holmes, S. J.; Schrock, R. R. *J. Am. Chem. Soc.* 1981, 103, 965. Churchill, M. R.; Rheingold, A. L.; Wasserman, H. J. *Inorg. Chem.* 1981, 20, 3392. *m* Noda, I.; Kato, S.; Mizuta, M.; Yasuoka, N.; Kasai, N. *Angew. Chem., Int. Ed. Engl.* 1979, 18, 83. *n* Jonas, K.; Schieferstein, L. *Angew. Chem., Int. Ed. Engl.* 1979, 18, 549. *o* Jonas, K.; Schieferstein, L.; Krüger, C.; Tsay, Y. H. *Ibid.* 1979, 18, 550. *p* Jonas, K.; Mynott, R.; Krüger, C.; Sekutowski, J. C.; Hoberg, H.; Krause-Göing, R. *J. Organomet. Chem.* 1977, 141, 141. *q* Jolly, P. W.; Jonas, K.; Krüger, C.; Tsay, Y. H. *J. Am. Chem. Soc.* 1976, 98, 74. *r* Krüger, C.; Sekutowski, J. C.; Hoberg, H.; Krause-Göing, R. *J. Organomet. Chem.* 1977, 141, 141. *s* Jolly, P. W.; Jonas, K.; Krüger, C.; Tsay, Y. H. *J. Am. Chem. Soc.* 1976, 98, 74. *t* Pearson, R. G.; Gregory, C. D. *J. Am. Chem. Soc.* 1976, 98, 4098. *u* Ashby, E. C.; Lin, J. J.; Watkins, J. J. *J. Org. Chem.* 1977, 42, 1099. *v* Koten, G. van; Noltes, J. G. *J. Organomet. Chem.* 1979, 174, 367. *w* Leusink, A. G.; Koten, G. van; Marsman, J. W.; Noltes, J. G. *Ibid.* 1973, 55, 419. *x* Koten, G. van; Noltes, J. G. *J. Organomet. Chem.* 1979, 168, 251. *y* Smith, V. B.; Massey, A. G. *Ibid.* 1970, 23, C9. *z* Watson, P. L. *J. Chem. Soc., Chem. Commun.* 1980, 652. *aa* Wayda, A. L.; Evans, W. J. *J. Am. Chem. Soc.* 1978, 100, 7119. *ab* Graaf, P. W. J. de; Konig, A. J. de; Boersma, J.; Kerk, G. J. M. van der. *J. Organomet. Chem.* 1977, 141, 345.

TABLE XIII. Miscellaneous μ-Hydrocarbyl- or μ-Hydrocarbon-Dimetal Complexes (See Also Table XIIIa)

| compound | preparation | comments | ref |
|---|--|---|-----------------|
| [M(μ-MeOC ₆ H ₄ OMe-2,6) ₂] | [VCl ₃ (THF) ₃] + LiC ₆ H ₃ (OMe) ₂ -2,6 [M ₂ (OAc) ₂] + LiC ₆ H ₃ (OMe) ₂ -2,6 | M = V (X-ray, Figure 63) M = Cr or Mo (Figure 64) these complexes also contain an aryl bridge (see Table VII) | 167, 142 169 |
| [RhW(μ-CC ₆ H ₄ Me-4)(CO) ₃ (η-C ₅ H ₅)(η-C ₅ H ₇)] + PhC≡CPh | | ML _n = Rh(η-C ₅ H ₇), R = Ph | a |
| [CoW(μ-CC ₆ H ₄ Me-4)(CO) ₃ (η-C ₅ H ₅)(η-C ₅ Me ₅)] + PhC≡CPh or MeC≡CMe | | ML _n = Co(η-C ₅ Me ₅), R = Ph or Me | |
| [Fe ₂ W(μ-CC ₆ H ₄ Me-4)(μ-CO)(CO) ₂ (η-C ₅ H ₅)] + RC≡CR | | ML _n = Fe(CO) ₃ , R = Me(X-ray), Ph, CF ₃ , or C ₆ H ₄ Me-4 | |



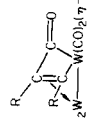



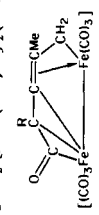
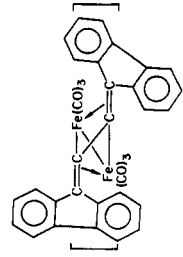




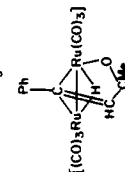
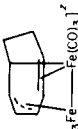


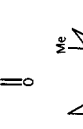

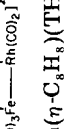
| | | | |
|---|---|--|---------------|
| $[\eta-C_5H_5](CO)_2W(CO)_2(\eta-C_5H_5)$  | $[W(\eta-C_5H_5)(CO)_3]_2 + RC\equiv CR/h\nu$ | <p>R = CO₂Me, X-ray, fluxional molecule</p> | <p>b</p> |
| $[\eta-C_5H_4R](CO)_2Mn$  | $[Mn(\eta-C_5H_4R)(CO)_2(THF)] +$  | <p>R = H or Me(X-ray)</p> | <p>d</p> |
| $[Fe_2(\mu-CHC(Ph)NEt_2)(CO)_6(\mu-PPh_2)]$ | $[Fe_2(CO)_6(\mu-C\equiv CPh)(\mu-PPh_2)] + NEt_2H$ | <p>X-ray (Figure 54)</p> | <p>159</p> |
| $[Fe_2(\mu-C=C(Ph)(Pcy_2H))(CO)_6(\mu-PPh_2)]$ | $[Fe_2(CO)_6(\mu-C\equiv CPh)(\mu-PPh_2)] + Pcy_2H$ | <p>X-ray (Figure 55)</p> | <p>160</p> |
| $[Fe_2(\mu-C(Ph)C[P(OEt)_3])(CO)_6(\mu-PPh_2)]$ | $[Fe_2(CO)_6(\mu-C\equiv CPh)(\mu-PPh_2)] + P(OEt)_3$ | <p>X-ray (Figure 56)</p> | <p>161</p> |
| $[Fe_2(\mu-C(Ph)CCN(Me)(CH_2)_2NMe)(CO)_6(\mu-PPh_2)]$ | $[Fe_2(CO)_6(\mu-C\equiv CPh)(\mu-PPh_2)] +$  | <p>X-ray (Figure 57)</p> | <p>162</p> |
| $[Fe_2(\mu-C(CHO)PPh_2)(\mu-C_6H_4)(CO)_6]$ | $[Fe_2(CO)_{12}] + (Me_2Sn)_2C=PPh_3$ | <p>X-ray (Figure 60)</p> | <p>164, c</p> |
| $[Fe_2(\mu-CH_2CPhNMe)(CO)_6(\mu-PPh_2)]$ | $[Fe_2(CO)_6(\mu-C\equiv CPh)(\mu-PPh_2)] + NMeH_2/Florisil, C_6H_6$ | <p>X-ray (Figure 61)</p> | <p>158</p> |
| $[Fe_2(\mu-C(Ph)O)_2(CO)_6]$ | $[Fe(CO)_5] +$ $\xrightarrow[2. Ph_3CCl]{1. LiPh} CH_2=CMeC\equiv CR$ | <p>X-ray (Figure 62)</p> | <p>165</p> |
|  | $[Fe_2(CO)_9] + CH_2=CMeC\equiv CR$ | <p>X-ray (R = Et and Bu-t) H₂CCMeC moiety = allyl CCRCO = 3-electron donor</p> | <p>e</p> |
|  | $[Fe_2(CO)_9] + Ph_2C=C=C=CPh_2$ | <p>X-ray</p> | <p>f</p> |
|  | $[Fe(CO)_5]/h\nu +$  | <p>X-ray</p> | <p>g</p> |
| $[M_2(\mu^2-C(OEt)(CH_2C_6H_4CH_2O)C(OEt)-)(CO)_{10}]$ | $[M(CO)_6] + o-C_6H_4(CH_2MgCl)_2, \text{ then } [Et_3O][BF_4]$ | <p>X-ray (M = Cr), also M = Mo or W</p> | <p>aa</p> |
| $[\{ Rh(COD)Cl \}_2 \{ \mu^2-CN(R)(CH_2)_2N(CH_2)_2N(CH_2)_3N(R)C- \}]$ | $[Rh(COD)Cl]_2 + RN(CH_2)_3NCN(CH_2CH_2)(CH_2)_3NR$ | <p>X-ray (R = CH₂Ph)</p> | <p>ab</p> |
|  | $[Fe_2(CO)_9] + \text{Schiff base (e.g., toluidine + benzaldehyde)}$ | <p>X-ray, R = p-MeC₆H₄</p> | <p>h</p> |
|  | $[Fe_2(CO)_9] + Ar_2C=S$ | <p>Ar = C₆H₅, C₆H₄OMe or C₆H₄NMe₂</p> | <p>i</p> |
|  | $[Ru(\eta-C_8H_{12})(CO)_3] + PhCH_2C(O)Me$ | <p>X-ray</p> | <p>j</p> |

TABLE XIII (Continued)

| compound | preparation | comments | ref |
|----------|--|--|-----|
| | $[\text{Co}(\eta\text{-C}_5\text{H}_5)(\text{PPh}_3)(\text{R}'\text{C}\equiv\text{CR}'')] + [\text{Fe}(\eta\text{-C}_5\text{H}_5)(\text{CO})\text{L}(\text{C}\equiv\text{CPh})]$ | $\text{R}' = \text{R}'' = \text{Ph}$ or CO_2Me and $\text{L} = \text{CO}$ $\text{R}' = \text{R}'' = \text{CO}_2\text{Me}$; $\text{L} = \text{CO}$ $\text{R}' = \text{Ph}$, $\text{R}'' = \text{CO}_2\text{Me}$; $\text{L} = \text{CO}$ or PPh_3 | k |
| | $[\text{Co}(\eta\text{-C}_5\text{H}_5)(\text{PPh}_3)(\text{R}'\text{C}\equiv\text{CR}'')] + [\text{Ni}(\eta\text{-C}_5\text{H}_5)(\text{PPh}_3)(\text{C}\equiv\text{CR}'')]$ | $\text{R}' = \text{R}'' = \text{Ph}$, $\text{R}''' = \text{CO}_2\text{Me}$ $\text{R}' = \text{R}'' = \text{CO}_2\text{Me}$, $\text{R}''' = \text{Ph}$ $\text{R}' = \text{R}'' = \text{Ph}$, $\text{R}''' = \text{CO}_2\text{Me}$ $\text{R}' = \text{R}'' = \text{CO}_2\text{Me}$, $\text{R}''' = \text{Ph}$ | k |
| | $[\text{Co}_2(\text{CO})_8] +$ | X-ray | l |
| | $\text{Ni}_2(\text{P}(\text{tC}_4)_4) + \text{Me} -$ | X-ray | m |
| | $[\text{Ti}(\text{OBu-}t)_4] + \text{C}_8\text{H}_8 + (\text{AlEt}_2)_2$ | X-ray | n |
| | $[\text{Cr}(\eta\text{-C}_5\text{H}_5)_2] + \text{Na}_2[\text{C}_8\text{H}_8]$ | X-ray, ring-opened structure | o |
| | $\text{MCl}_4 + \text{K}_2[\text{C}_8\text{H}_8]$ | X-ray ($\text{M} = \text{Mo}$ or W) | p |
| | $[\text{Mo}(\text{CO})_6] + \text{C}_8\text{H}_8$ | X-ray, the metal atoms are bonded to the rings via adjacent η -allyl interactions, leaving an uncoordinated olefinic bond within each | q |
| | $[[\text{Mo}(\text{CO})_3(\eta\text{-C}_5\text{H}_5)]_2] + \text{C}_8\text{H}_8$ | X-ray, the complex isomerizes in polar solvents via H migration to yield | r |
| | $[\text{Mo}(\text{diglyme})(\text{CO})_2] \text{ or } [\text{W}(\text{CO})_2(\text{DMF})_2] \text{ or } [\text{Cr}(\text{CO})_3(\text{CH}_3\text{CN})_3] + [\text{Co}(\eta\text{-C}_5\text{H}_5)_2\text{C}_8\text{H}_8]$ | $\text{M} = \text{Mo}$ (X-ray), Cr , or W | s |



| | | | |
|---|--|---|----------|
|  | $[\text{Fe}_2(\text{CO})_9]$ or $[\text{Fe}_3(\text{CO})_{12}] + 1,3,5\text{-c-C}_6\text{H}_8$ | X-ray, the structure is essentially the same as that of $[\text{Ru}_2(\eta\text{-C}_8\text{H}_8)(\text{CO})_6]$ | <i>t</i> |
|  | $[\text{M}_2(\text{CO})_6] + \text{c-C}_6\text{H}_8$ | $\text{M} = \text{Fe or Ru (X-ray)}$ | <i>u</i> |
|  | $[\text{M}_2(\text{CO})_6(\eta\text{-C}_6\text{H}_6)]/\Delta$ $[\text{Fe}(\text{CO})_5]/\text{C}_8\text{H}_8; [\text{Ru}_3(\text{CO})_{12}]/\text{C}_8\text{H}_8$ | $\text{M} = \text{M}' = \text{Fe or Ru, X-ray (Fe)}$ $\text{M} = \text{Fe, M}' = \text{Ru}$ | <i>v</i> |
|  | $[\text{Fe}_2(\text{CO})_9] + 1,3,5,7\text{-c-C}_{12}\text{H}_{16}$ | X-ray | <i>w</i> |
|  | $\text{Ln}[\text{Fe}(\text{CO})_3(\text{C}_6\text{H}_7)] + [\text{Rh}(\text{CO})_2\text{Cl}]_2$ | X-ray, related complexes include the Mn and Re complexes $[\text{Fe}(\text{CO})_3\{\text{C}_7\text{H}_7\}\text{M}(\text{CO})_3]$ | <i>x</i> |
|  | $\text{Ln atoms} + \text{C}_8\text{H}_8$ at -196°C ; extract THF | $\text{M} = \text{La, Ce, Nd (X-ray)}$, or Er; one of the $\eta\text{-C}_8\text{H}_8$ rings of the anion is also η^2 -bonded to the Nd atom of the cation | <i>y</i> |

^a Jeffery, J. C.; Mead, K. A.; Razay, H.; Stone, F. G. A.; Went, M. J.; Woodward, P. J. *Chem. Soc., Chem. Commun.* 1981, 867. ^b Fimmimore, S. R.; Knox, S. A. R.; Taylor, G. E. *J. Chem. Soc., Chem. Commun.* 1980, 411; *J. Chem. Soc., Dalton Trans.* 1982, 1783. ^c Churchill, M. R.; Rotella, F. J. *Inorg. Chem.* 1978, 17, 2614. ^d Herrmann, W. A.; Plank, J.; Ziegler, M. L.; Weidenhammer, K. *Angew. Chem., Int. Ed. Engl.* 1978, 17, 777. ^e Cotton, F. A.; Jamerson, J. D.; Stults, B. R. *Inorg. Chim. Acta.* 1976, 17, 235. ^f Bright, D.; Mills, O. S. *J. Chem. Soc., Dalton Trans.* 1972, 2465. ^g Aumann, R.; Averbach, H.; Krüger, C. *Chem. Ber.* 1975, 108, 3336. ^h Baikie, P. E.; Mills, O. S. *J. Chem. Soc., Chem. Commun.* 1966, 707. ⁱ Alper, H.; Chan, A. S. K. *J. Chem. Soc., Chem. Commun.* 1971, 1203. ^j Domingos, A. J. P.; Johnson, B. F. G.; Lewis, J.; Sheldrick, G. M. *J. Chem. Soc., Chem. Commun.* 1973, 912. ^k Yasufuku, K.; Yamazaki, H. *J. Organomet. Chem.* 1976, 121, 405. ^l Hitchcock, P. B.; Mason, R. *J. Chem. Soc., Chem. Commun.* 1966, 503. ^m Mason, R.; Robertson, G. B.; Whimp, P. O. *J. Chem. Soc. A* 1970, 535. ⁿ Dietrich, H. D.; Dierks, H. *Angew. Chem., Int. Ed. Engl.* 1966, 5, 899. ^o Geibel, W.; Wilke, G.; Goddard, R.; Krüger, C.; Mynott, R. *J. Organomet. Chem.* 1978, 160, 139. ^p Cotton, F. A.; Koch, S. A.; Schultz, A. J.; Williams, J. M. *Inorg. Chem.* 1978, 17, 2093. ^q Connop, A. H.; Kennedy, F. G.; Knox, S. A. R.; Riding, G. H. *J. Chem. Soc., Chem. Commun.* 1980, 520. ^r Goddard, R.; Knox, S. A. R.; Stone, F. G. A.; Winter, M. J.; Woodward, P. J. *Chem. Soc., Chem. Commun.* 1976, 559. ^s Salzer, A.; Eglolf, T.; Linowsky, L.; Petter, W. *J. Organomet. Chem.* 1981, 221, 339. ^t Cotton, F. A.; Edwards, W. T. *J. Am. Chem. Soc.* 1969, 91, 843. ^u Cotton, F. A.; Edwards, W. T. *J. Am. Chem. Soc.* 1968, 90, 5412. ^v Fleischer, E. B.; Stone, A. L.; Dewar, R. B. K.; Wright, J. E.; Keller, C. E.; Pettit, R. *J. Am. Chem. Soc.* 1966, 88, 3158. Abel, E. W.; Moorhouse, S. *Inorg. Nucl. Chem. Lett.* 1970, 6, 621. ^w Cotton, F. A.; Takats, J. *J. Am. Chem. Soc.* 1968, 90, 2031. ^x Bennett, M. J.; Pratt, J. L.; Simpson, K. A.; LiShingMan, L. K. K.; Takats, J. *J. Am. Chem. Soc.* 1976, 98, 4810. ^y DeKock, C. W.; Ely, S. R.; Hopkins, T. E.; Brault, M. A. *Inorg. Chem.* 1978, 17, 625. ^z Complexes contain cyclic anionic ligands bridging two metal atoms. ^{aa} Bristow, G. S.; Hitchcock, P. B.; Lappert, M. F.; Skelton, B. W., unpublished work. ^{ab} Hitchcock, P. B.; Lappert, M. F.; Skypopoulos, K., unpublished work.

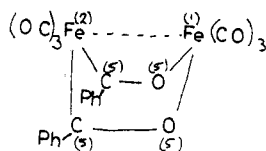


Figure 62. Schematic representation of the molecular structure of $[\text{Fe}_2(\mu\text{-C}(\text{Ph})\text{O})_2(\text{CO})_6]$.¹⁷¹ Bond lengths (Å): FeFe' , 2.568 (2); $\text{Fe}(2)\text{C}(5)$, 1.945 (6); $\text{Fe}(1)\text{O}(5)$, 1.967 (5); $\text{C}(5)\text{O}(5)$, 1.262 (8). Bond angles ($^\circ$): $\text{Fe}(1)\text{O}(5)\text{C}(5)$, 104.5 (5); $\text{Fe}(2)\text{C}(5)\text{O}(5)$, 114.6 (5); $\text{Fe}(2)\text{C}(5)\text{C}(\text{Ph})$, 131.1 (4); $\text{O}(5)\text{C}(5)\text{C}(\text{Ph})$, 114.3 (6).

change is $15.9 \text{ kcal mol}^{-1}$. At $-45 \text{ }^\circ\text{C}$ the bridge methyls are identified by their coupling, $J(^{89}\text{Y}-\text{C}^1\text{H}_3) = 5.0 \text{ Hz}$,¹⁵² and $J(^{89}\text{Y}-^{13}\text{CH}_3) = 12.2 \text{ Hz}$.¹²⁸ It is convenient that yttrium is naturally monoisotopic with nuclear spin $I = 1/2$. Redetermination of bridge-terminal exchange activation energies for the series $[\text{YAl}(\mu\text{-CH}_3)_2(\eta\text{-C}_5\text{H}_4\text{R})_4(\text{CH}_3)_2]$ led to the following ΔG^\ddagger values [kcal mol^{-1} , at the coalescence temperature (K) in parentheses]: $\text{R} = \text{H}$, 14.2 (287); $\text{R} = \text{Me}$, 13.8 (277); $\text{R} = \text{Et}$, 16.2 (325); $\text{R} = \text{Pr-}i$, 16.4 (329); $\text{R} = \text{Bu-}t$, 16.7 (335); and $\text{R} = \text{SiMe}_3$, 17.3 (345).¹⁵³

The tetraethylaluminates $[\text{M}'\text{Al}(\mu\text{-C}_2\text{H}_5)_2(\eta\text{-C}_5\text{H}_5)_2(\text{C}_2\text{H}_5)_2]$ ($\text{M}' = \text{Sc}$, Y , or Ho) are significantly less thermally stable than their methyl homologues,¹²⁸ which are sublimable. The titanium compound, $[\text{TiAl}(\mu\text{-CH}_3)_2(\eta\text{-C}_5\text{H}_5)_2(\text{CH}_3)_2]$, g_{av} 1.977, is markedly less robust,¹⁵² but is stabilized by addition of $(\text{AlMe}_3)_2$, probably because decomposition involves initial dissociation into the labile $[\{\text{Ti}(\eta\text{-C}_5\text{H}_5)_2(\text{CH}_3)_2\}]$ and $(\text{AlMe}_3)_2$ (see eq 71).¹²⁸ The progressive increase in covalent character from left to right in the lanthanoid series is manifested in the tetramethylaluminates by the low solubility in hydrocarbons such as toluene of the lighter (Sm or Gd) rather than the heavier (Dy – Yb) complexes $[\text{MAl}(\mu\text{-CH}_3)_2(\eta\text{-C}_5\text{H}_5)_2(\text{CH}_3)_2]$.

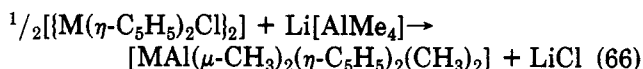
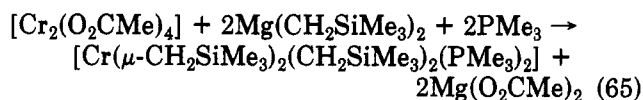
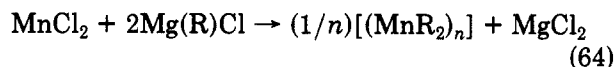
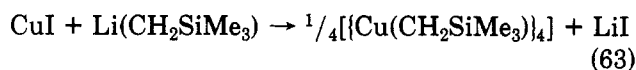
The complex $[\text{Cr}_2(\mu\text{-CH}_2\text{SiMe}_3)_2(\text{CH}_2\text{SiMe}_3)_2(\text{PMe}_3)_2]$ has an interesting geometry (Figure 47).¹²⁵ The short CrCr distance is consistent with a quadruple bond, the two bridges are in a cis configuration and there is slight asymmetry in the bridge, probably because of a close bridge, $\alpha\text{-H}\cdots\text{Cr}$ contact. An MO description in terms of d orbital overlap integrals concludes that the $\text{M}\equiv\text{M}$ system is bent, with two cis electron-deficient bridges. Bridge-bonding in similar terms: two-electron three-center bonding was first introduced in the context of $[\{\text{Cu}(\text{CH}_2\text{SiMe}_3)_4\}]$,¹²³ and the lanthanoid methyls¹²⁴ and tetramethylaluminates.¹²⁸ Simple MO calculations were carried out in the context of $[\text{Ni}_2(\mu\text{-CH}_3)_2(\eta\text{-C}_3\text{H}_3\text{Me}_2\text{-}1,3)]$.¹²¹ The model chosen was again of 2-electron 3-center bridges and the qualitative conclusions were that for such compounds to be stable the acceptor orbitals on the metal must be well separated from any filled d orbitals; any departure from the strong σ -donor character of the CH_3 ligand to isoelectronic analogues such as NMe_3 (or strictly NH_3) is unlikely to give stable compounds. General discussions of electron-deficient bonding are found in ref 104, 154, 155, and 156.

B. Synthesis

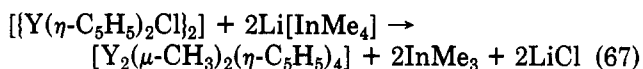
The protonation of a $\mu\text{-CH}_2$ bridge has already been mentioned, (eq 28⁸⁰ and 37);^{41,75} in this fashion cationic $\mu\text{-CH}_3\text{-Ru}_2$ complexes were obtained.

A salt elimination procedure is rather general and is exemplified in eq 63,¹²² 64 ($\text{R} = \text{CH}_2\text{CMe}_3$, $\text{CH}_2\text{CMe}_2\text{Ph}$, or CH_2SiMe_3 ; MgR_2 has also been

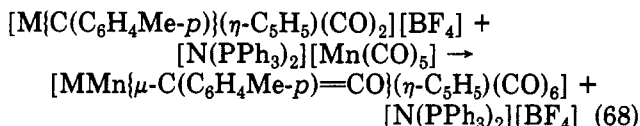
used),¹²⁶ 65,⁷⁶ and 66 ($\text{M} = \text{Sc}$,¹²⁸ Y ,¹⁵² Gd ,¹²⁸ Dy , Ho , Er , Tm , or Yb or Ti ;¹⁵² $\text{Mg}(\text{AlMe}_4)_2$ was also employed).



Similar reactions have been used to obtain (i) $\text{Cr}(\text{C-H}_2\text{Ar})_2$ and $[\text{Mn}_2(\mu\text{-CH}_2\text{Ar})_2(\text{CH}_2\text{Ar})_2]$ ($\text{Ar} = o\text{-C}_6\text{H}_4\text{NMe}_2$) from $2\text{Li}(\text{CH}_2\text{Ar})$ and CrCl_2 or MnI_2 ,¹³⁷ and (ii) CuAr' ,¹⁴³ AgAr' ,¹⁴⁶ CrAr'_2 ,¹³⁷ and MnAr'_2 ,¹³⁷ ($\text{Ar}' = o\text{-C}_6\text{H}_4\text{CH}_2\text{NMe}_2$) and various other copper(I)¹⁴⁵ and silver(I)¹⁴⁶ aryls. A slightly more complicated variant is in eq 67¹²⁸ and is an interesting contrast with eq 66.

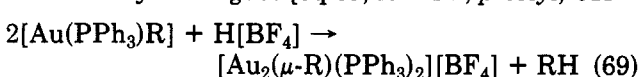


A salt elimination route was also employed to obtain the bridging ketenide of eq 68 ($\text{M} = \text{Mn}$ or Re),^{137,157}



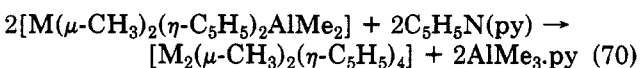
although there is an accompanying CO transfer from one metal to another.

A hydrocarbon elimination pathway was employed to obtain a series of (μ -aryl)digold(I) cations and vinyl or ferrocenyl analogues [eq 69; $\text{R} = \text{Ph}$, p -tolyl, $\text{CH}=\text{CH}_2$, $\text{C}_5\text{H}_5\text{FeC}_5\text{H}_4$, $\text{C}_5\text{H}_5\text{FeC}_5\text{H}_3\text{X}$ ($\text{X} = \text{Cl}$, OMe , or CH_2NMe)];¹³⁸ the salt $[\text{Au}(\text{PPh}_3)][\text{BF}_4]$ was believed to be an intermediate. Thus, the complexes were also accessible by the following alternative salt elimination procedures: $[\text{Au}(\text{Cl})\text{PPh}_3] + \text{Ag}[\text{BF}_4]$ or $[\text{Au}(\text{PPh}_3)\text{R}] + \text{Z}[\text{BF}_4]$ ($\text{Z} = \text{ferrocenyl}$, NO_2 , or CH_3CO). Some of the complexes were also obtained by ligand exchange from $[\text{Au}(\text{Me})\text{PPh}_3]$ and a diferrocenylmercury(II) or $\text{Bi}(\text{C}_6\text{H}_4\text{Me-}p)_3$ (see eq 77).



The tetramethylaluminates have provided a source of bridging methyls by the nucleophilic bridge-splitting reaction of eq 70 ($\text{M} = \text{Y}$, Ho , Er , Tm , or Yb).¹²⁴ The success of the procedure depends on the metal center being a stronger Lewis acid site than Al; thus the reaction is unsuitable for $\text{M} = \text{Sc}$ (see eq 73).

Lewis acid addition to a bridging methylmetal complex may lead to a new bridged complex. The clearest sample is that of eq 71 ($\text{M} = \text{Y}$).¹²⁴ This is a promising method of stabilizing labile bridging methyls,

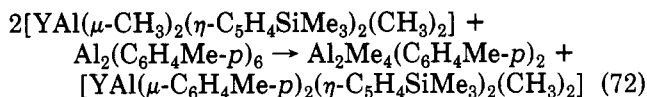


$[\text{M}_2(\mu\text{-CH}_3)_2(\eta\text{-C}_5\text{H}_5)_4] + \text{Al}_2\text{Me}_6 \rightarrow 2[\text{MAl}(\mu\text{-CH}_3)_2(\eta\text{-C}_5\text{H}_5)_2(\text{CH}_3)_2] \quad (71)$

promising method of stabilizing labile bridging methyls,

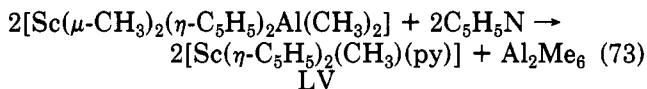
as of Ti^{III} , and has been used for $[\text{NiAl}(\mu\text{-CH}_3)_2(\eta\text{-C}_5\text{H}_5)_2(\text{CH}_3)_2]$,¹²⁰ and $[\text{TiAl}(\eta\text{-C}_5\text{H}_5)_2(\text{CH}_3)_3\text{Cl}]$ from $[\{\text{Ti}(\eta\text{-C}_5\text{H}_5)_2\text{Cl}\}_2]$ and $(\text{AlMe}_3)_2$,¹²⁸ a procedure which fails with the yttrium analogue (see eq 80).

Metathetical exchange reactions of the type shown in eq 72¹⁵³ may have some potential.

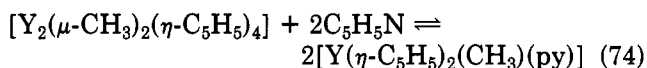


C. Chemical Properties

Reactions already described in section IVB refer to *metathetical exchange* (eq 72),¹⁵³ and *nucleophilic bridge-splitting*. As for the latter, for a tetramethylaluminum as substrate, this may give rise to a homodimetallic di- μ -methyl complex as in the eq 70 or alternatively, as for a Sc complex, to $(\text{AlMe}_3)_2$ -elimination (eq 73).¹²⁴ Clearly, the relative Lewis acidities of a

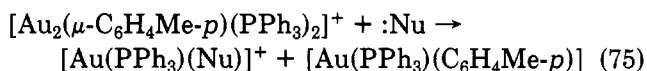


series of group III metal centers in complexes $[\text{MAl}(\mu\text{-CH}_3)_2(\eta\text{-C}_5\text{H}_5)_2(\text{CH}_3)_2]$ increase in the sequence $\text{Y} \approx \text{Ln} < \text{Al} < \text{Sc}$. In this context it is noteworthy that whereas the Sc complex LV is isolable, the Y analogue, obtained as a solution species according to eq 74, dissociates into

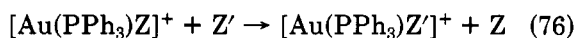


its factors upon removal of volatiles; a similar bridge-splitting reaction as that of eq 74 may be effected by use of other hard donors such as amines, THF, or triphenylphosphine oxide, but less readily with soft donors such as PPh_3 or PEt_3 . Other examples of nucleophilic bridge-splitting relate to the reactions of $[(\text{MnR}_2)_4]$ ($\text{R} = \text{CH}_2\text{CMe}_3$) with $\text{Me}_2\text{N}(\text{CH}_2)_2\text{NMe}_2$ (TMEDA) or neopentyl lithium to yield $[\text{MnR}_2(\text{TMEDA})]$ or $\text{Li}_2[\text{MnR}_4]$, respectively.¹²⁶ Alternatively, the nucleophile may act as a base and effect *deprotonation*, cf., $[\text{Ru}_2(\mu\text{-CH}_2)_2(\mu\text{-CH}_3)(\text{PMe}_3)_6]^+$ which with LiMe yields $[\text{Ru}_2(\mu\text{-CH}_2)_3(\text{PMe}_3)_6]$ (see eq 37).⁴¹

A further manifestation of *nucleophilic bridge-splitting* is shown in eq 75, in which the nucleophile ($:\text{Nu}$) is PPh_3 , Cl^- , I^- , or morpholine.¹³⁸ Reactions of

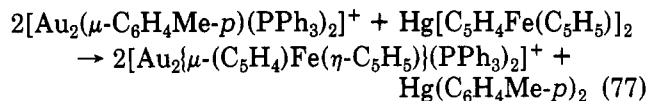


this type were extended (eq 76), whence the following donor strength series [relative to $\text{Au}(\text{PPh}_3)^+$] was de-

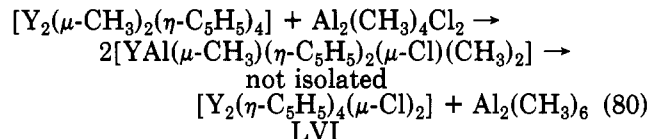
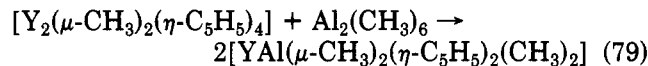
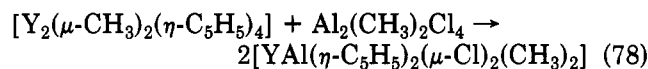


rived $[\text{Au}(\text{Ph})(\text{PPh}_3)] < [\text{Au}(\text{C}_6\text{H}_4\text{Me-}p)(\text{PPh}_3)] < \text{O}(\text{C}_6\text{H}_4\text{CH}_2)_2\text{NH} < [\text{Fe}(\eta\text{-C}_5\text{H}_5)\{\eta\text{-C}_5\text{H}_3(1\text{-Cl})(1\text{-AuPPh}_3)\}] < [\text{Fe}(\eta\text{-C}_5\text{H}_5)\{\eta\text{-C}_5\text{H}_3(1\text{-OMe})(2\text{-AuPPh}_3)\}] \approx [\text{Fe}(\eta\text{-C}_5\text{H}_5)(\eta\text{-C}_5\text{H}_4\text{Au}(\text{PPh}_3))] < [\text{Fe}(\eta\text{-C}_5\text{H}_5)\{\eta\text{-C}_5\text{H}_3(1\text{-CH}_2\text{NMe}_2)(2\text{-AuPPh}_3)\}] < [\text{Fe}(\eta\text{-C}_5\text{H}_5)\{\eta\text{-C}_5\text{H}_4\text{SAu}(\text{PPh}_3)\}] \approx \text{PPh}_3 < \text{Cl}^- < \text{I}^-$.

Another example [cf. eq 72] of *metathetical exchange* is illustrated in eq 77.¹³⁸

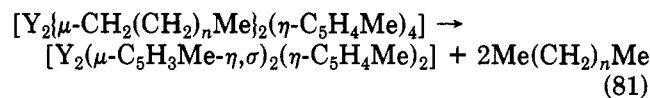


Equation 77 might alternatively be viewed as a *reaction with an electrophile* and a number of others (eq 78–80) are noteworthy.¹²⁴ Failure to isolate the mix-



ed-bridge intermediate of eq 80 is probably due to the insolubility in solvent toluene of one of the ultimate products, LVI. Another example is the observation of rapid scrambling (by NMR) between $[\text{Y}_2(\mu\text{-CH}_3)_2(\eta\text{-C}_5\text{H}_4\text{Me})_4]$ and $[\text{Y}_2(\mu\text{-C}_4\text{H}_9\text{-}n)_2(\eta\text{-C}_5\text{H}_5)_4]$; ¹⁵¹ this is suggestive of a *dimer* \rightleftharpoons *2 monomer equilibrium*, which would also neatly account for pathways of reactions according to eq 78–80.

Yttrium or erbium complexes $[\text{M}_2(\mu\text{-CH}_3)_2(\eta\text{-C}_5\text{H}_4\text{R})_4]$ ($\text{R} = \text{H}$, Me , or SiMe_3) are active homogeneous ethylene polymerization catalysts;¹⁵¹ whereas the corresponding tetramethylaluminates or analogues $[\text{M}'\text{Al}(\mu\text{-CH}_3)_2(\eta\text{-C}_5\text{H}_4\text{R})_2(\text{CH}_3)_2]$ ($\text{M}' = \text{Y}$, Er , Ho , or Yb) exhibit a threshold effect (e.g., they are inactive at 75 °C and 5 bar, but effective at >95 °C and 33 bar), which is lessened by the presence of air or Lewis base. It is possible that the active species in both cases is the dimetallic homonuclear complex, possibly as the monomer. Catalyst deactivation involves abstraction of hydrogen from a $\eta\text{-C}_5\text{H}_4\text{R}^-$ ligand, e.g., eq 81, which is



eliminated by use of the peralkylated ligand $\eta\text{-C}_5\text{Me}_4\text{Et}^-$. Another example of a bridging alkyl dimetallic complex in *catalysis* is $[\text{Mn}(\mu\text{-CH}_2\text{CMe}_2\text{Ph})_2(\text{CH}_2\text{CMe}_2\text{Ph})_2]$ in the cyclotrimerization of an acetylene C_2R_2 ($\text{R} = \text{Me}$ or Ph).¹²⁶

VI. (μ -Alkenyl)dimetal and Related Complexes, Including Metallacyclopentadienylmetal Complexes (Tables VIII and VIIIa)

As discussed in section I, space limitations make it impracticable to describe the chemistry of the title compounds. However Tables VIII and VIIIa provide a summary of the available complexes and some relevant data.

VII. (μ -Alkynyl)dimetal Complexes (Tables IX and IXa)

As discussed in section I, space limitations make it impracticable to describe the chemistry of the title compounds. However Tables IX and IXa provide a summary of the available complexes and some relevant data.

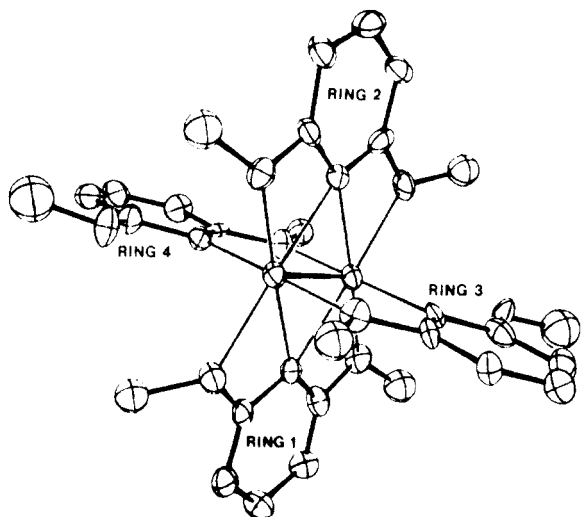


Figure 63. An ORTEP drawing of the molecule $[V_2(\mu-C_6H_3(OMe)_2-2,6)_4]$. Reproduced, with permission, from: Cotton, F. A.; Millar, M. *J. Am. Chem. Soc.* 1977, 99, 7886. The VV distance of 2.200 (2) Å is consistent with a triple bond. The molecule has C_{2h} symmetry, with rings 3 and 4 acting as bidentate and rings 1 and 2 as tridentate (2O's and 1C) ligands.

VIII. (μ -Allyl)dimetal Complexes (Tables X and Xa)

As discussed in section I, space limitations make it impracticable to describe the chemistry of the title compounds. However Tables X and Xa provide a summary of the available complexes and some relevant data.

IX. (μ -Acetylene)dimetal and Related Complexes (Table XI)

As discussed in section I, space limitations make it impracticable to describe the chemistry of the title compounds. However Table XI provides a summary of the available complexes and some relevant data.

X. μ -Hydrocarbyl–Main-group Metal–Transition-Metal Complexes (Tables XII and XIIa)

As discussed in section I, space limitations make it impracticable to describe the chemistry of the title compounds. However Tables XII and XIIa provide a summary of the available complexes and some relevant data.

XI. Miscellaneous μ -Hydrocarbyl- or μ -Hydrocarbon–Dimetal Complexes

Binuclear μ -hydrocarbyl or μ -hydrocarbon complexes which do not fit into any of the categories of Sections II–X are listed in Table XIII. As to discussion, we confine ourselves to just two categories of complex having monohapto connectivities to each of the metal atoms. In the first there is either a single carbon bridge with $\mu-CRR'^2-$ (Figures 54, 58, 59, and 60) or $\mu-C(:CRR')^2-$ (Figure 55), or a two-carbon bridge with $\mu-C(R)=C(R')^2-$ (Figures 56 and 57); these classifica-

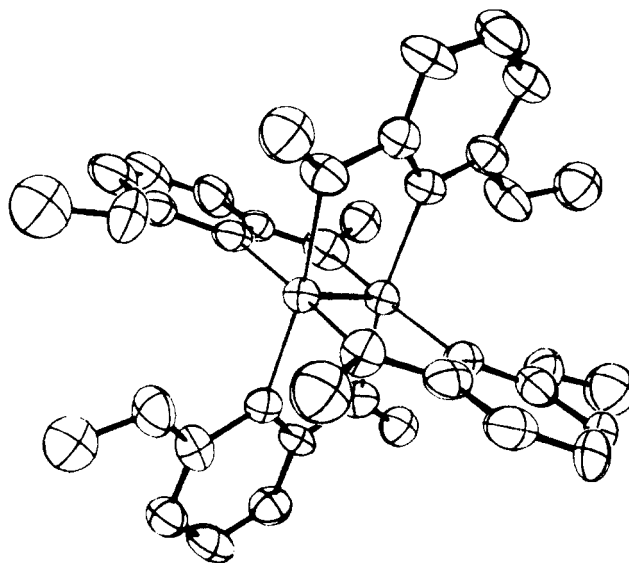
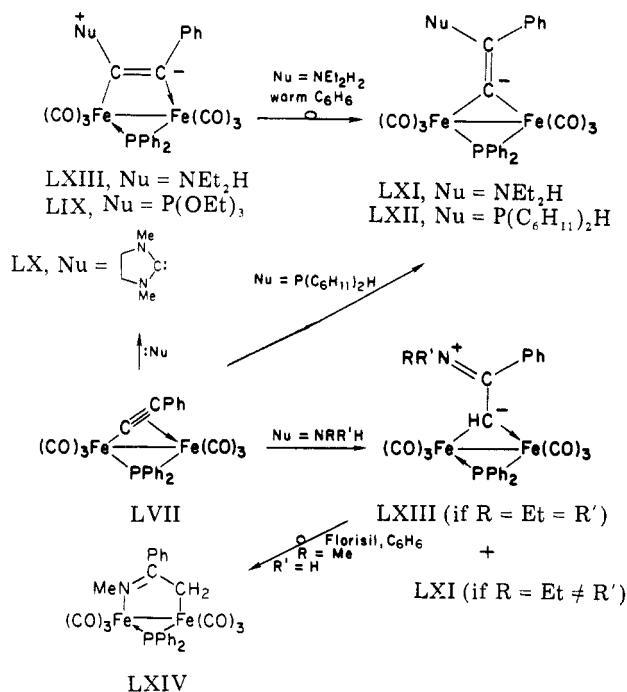


Figure 64. Schematic representation of the molecular structure of $[M(\mu-O(Me)C_6H_3(OMe)-o)_4]$ ($M = Cr$ or Mo). Reproduced, with permission, from: Cotton, F. A.; Koch, S.; Millar, M. *J. Am. Chem. Soc.* 1977, 99, 7372. The exceedingly short MM distances, 1.847 (1) ($M = Cr$) and 2.064 (1) Å ($M = Mo$), are consistent with quadruple bonds. The molecules have C_{2h} symmetry, with each ligand bidentate.

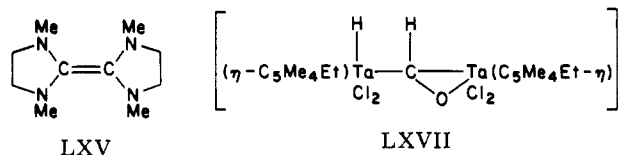
SCHEME I



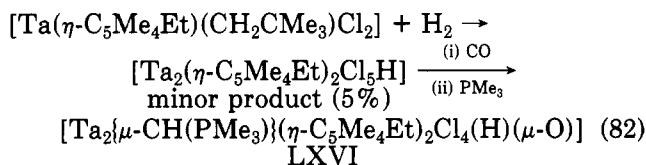
tions are gross oversimplifications, since inspection of Figures 54–61 reveals that each of the molecules in questions is zwitterionic. In the second class are more straightforward molecules exemplified by Figures 61–64, in which an alkyl ligand attached to one metal atom has a β - or γ -heteroatom (N or O) which binds either covalently (Figures 61 or 62) or coordinatively to the second metal atom.

The series of compounds of Figures 54 (LXIII), 55 (LXII), 56 (LIX), 57 (LX), and 61 (LXIV) is derived from the μ -(σ -, π -alkynyl)diiron compound LVII either by reaction of a C-, N-, or P-centered nucleophile or a subsequent isomerization, as illustrated in Scheme I.^{158–162} Compounds LVIII and LIX may be described

as ammonium or phosphonium betaines; the corresponding carbonium betaine LX is obtained by using the electron-rich olefin LXV as the carbenoid.¹⁶²

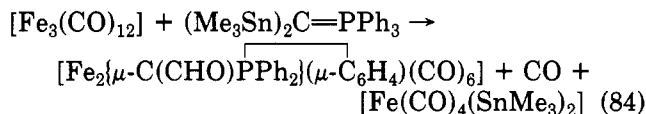
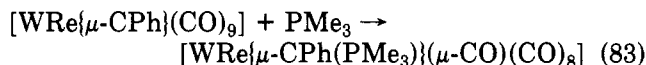


The tantalum complex of Figure 58 (LXVI) was obtained according to eq 82.¹⁶³ A bridging formylidide

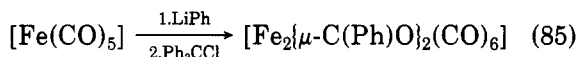


Ta-H by a ¹H signal at 10.0 δ.

The compound of Figure 59 was prepared as shown in eq 83,⁶⁰ and that of Figure 60 by the procedure of eq 84.¹⁶⁴



Treatment of pentacarbonyliron(0) according to eq 85 yielded the complex of Figure 61.¹⁶⁵



(*μ*-*o*-Methoxyaryl)dimetal complexes of the type shown in Figures 63 and 64 were first reported in 1964 (the Cr compound);¹⁶⁶ a structure was proposed for a compound in 1976^{142,168} and X-ray data appeared in 1977.^{142,169} The V complex in Figure 63 is unusual in possessing a bridging aryl group coplanar with (rather than the more usual perpendicular to) the M-M bond.^{144,171} Apart from these *o,o'*-dimethoxyphenyl complexes of V, Cr, and Mo, the related *o*-anisylmetal derivatives [Mo₂(*μ*-C₆H₄OMe-*o*)₄], [Mo₂(*μ*-C₆H₄OMe-*o*)₄(PMe₃)₂], and [Re₂(*μ*-C₆H₄OMe)₆] have also been described.¹⁷⁰ They were prepared from Mg-(C₆H₄OMe-*o*)₂ and [Mo₂(*μ*-O₂CMe)₄], in absence or presence of PMe₃ or [Re₂(*μ*-O₂CMe)₄Cl₂]. NMR spectra suggested similar types of structures to those of Figure 64, i.e., no *μ*-aryl bonding.

In Table XIII are found three examples of dimetallic complexes in which bridging involves a *μ*²-bis(carbene), a bridging bis(carbyne).

XII. Organometallic Reactions Involving (*μ*-Hydrocarbyl)dimetal Intermediates

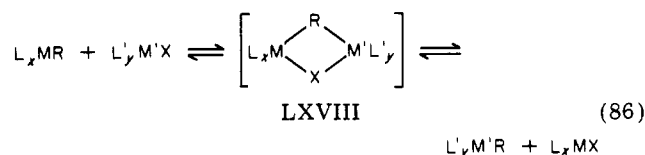
In the preceding sections of this Review we have been concerned with the chemistry of stable, discrete *μ*-hydrocarbyl- or *μ*-hydrocarbon-dimetal complexes. We now consider the part played by transient species. Our survey, of necessity selective, covers aspects of the role of bridged intermediates in stoichiometric reactions and in catalysis.

Some examples have already been encountered, e.g., *μ*-alkylidene intermediates in olefin metathesis (section III) and *μ*-alkyl species in polymerization (section V).

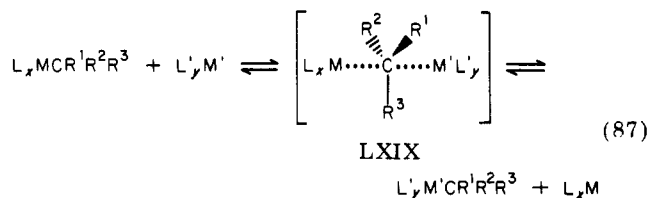
A. Hydrocarbyl Transfer between Metal Centers

Hydrocarbyl transfer between metals, both transition-metal-transition-metal and transition-metal-main-group metal represents the most widespread and general example of processes in which the reactive intermediates contain bridges. Examples include (a) R/halogen exchange as in the preparation of metal alkyls, (b) methyl-transfer reactions in natural systems mediated by methylcobalamin (as in the As and Hg cycles), and (c) catalyst activation in Ziegler-Natta systems (see section XIIC).

Two pathways can be identified. The first, and more general, involves pairwise exchange of groups between metals with formation of a (formally) electron-deficient bridge in LXVIII (eq 86). The second concerns



transfer of a single hydrocarbyl entity (eq 87). In eq



86 X⁻ is either a halide (or another inorganic ion) or a hydrocarbyl group. The two cases are considered separately.

The case where X = hydrocarbyl is the most straightforward and is exemplified by degenerate alkyl exchange as in: [Co(η-C₅H₅)Me₂(PR₃)] and its CD₃-labeled analogue,¹⁷² *cis*-[AuMe₂(PPh₃)] and [AuMe(PPh₃)],¹⁷³ [Y₂(η-C₅H₄R)₄R'₂] and [Y₂(η-C₅H₄R)₄R''₂],¹⁵¹ [YAl(μ-Me)₂(η-C₅H₄R)₂Me₂] and Al₂R'₆,¹⁷⁴ and [U(η-C₅H₅)₃R] and Al₂R'₆.¹⁷⁵ For certain early transition-metal complexes ML_xR the stable state is the dimer LXVIII (i.e., L_xM = L_yM', and X = Me = R) for which there are several fully characterized complexes (e.g., Figure 45) with only transient existence of the monomeric entities, whereas for the majority of late transition metals the bridged structures represent an unstable intermediate or transition state for ligand transfer between stable mononuclear metal complexes.

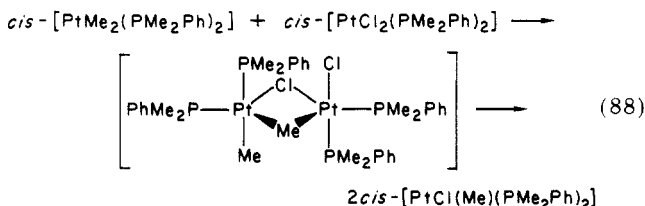
Alkyl exchanges between [TiMe₄] and Al₂Me₆ or Al₂(CD₃)₆ are known, and probably have direct relevance to mechanisms in Ziegler-Natta catalysts, but little is known of the transition state for exchange.¹⁷⁶ In these cases the possible formation of the ion pair [TiMe₃][AlMe₄] complicates the picture.

R/halogen exchange provides the most general procedure for the synthesis of transition-metal alkyls and related hydrocarbyls [L'_yM'R in eq 86, X = halogen]. The alkylating agent L_xMR is most usually LiR, a Grignard reagent, or an organoaluminum compound.¹⁷⁷ Such reactions may also give rise to (*μ*-hydrocarbyl)-dimetal complexes (see sections V and X or alternatively, Table XII).

Mechanistic studies of R/halogen or NO₃ exchange between transition metals provide the best examples. Methyl transfers between the metal centers Pt^{II}, Pd^{II},

Au^I, and Au^{III},^{178a} Pt^{II} and Pd^{II},^{178b} and Au^I and Au^{III},¹⁷³ have all been interpreted in terms of transition states or intermediates of type LXVIII, e.g., eq 88. In the example of eq 88 the kinetic product *cis*-[PtCl(Me)-(PMe₂Ph)₂] subsequently rearranges to the more stable *trans* isomer; the exchange is catalyzed by the μ -Cl₂-bridged complex [Pt₂Cl₄(PMe₂Ph)₂].^{178a}

There is some evidence for the formation of stable (μ -R- μ -Cl)dimetal complexes of the type LXVIII (eq



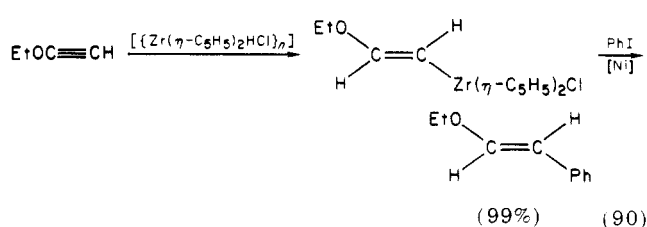
86), as in [UAl(μ -Et)(μ -Cl)(η -C₅H₅)₃Et₂] {from [U(η -C₅H₅)₃Cl] and Al₂Et₆},¹⁷⁹ and [TiAl(μ -Me)(μ -Cl)(η -C₅H₅)₂Me₂].¹⁵² We note too the existence of the related complex [TiAl(μ -CH₂)(μ -Cl)(η -C₅H₅)₂Me₂].³⁷

R/halogen exchange is also involved in transition-metal-mediated and -catalyzed cross-coupling reactions, a method of increasing versatility for the formation of carbon-carbon bonds (eq 89; R, R' are hydrocarbyl groups, M is the metal of the alkylating agent, and M' the catalyst).¹⁸⁰ Examples are (i) the nickel-catalyzed

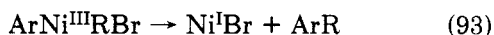


cross-coupling of an alkyl- or alkenyllithium compound or Grignard reagent with an aryl or alkenyl halide, and (ii) the nickel- or copper-promoted biaryl synthesis via the Ullmann reaction. Recent developments have extended the range of the metal M in the cross-coupling reaction to include boron, aluminum, and zirconium.¹⁸¹

The facility for alkyl transfer between metals enables the synthetic organic chemist to exploit sequentially the best features of a number of metal components, either as reagent or catalyst. In the zirconium-nickel system, for example, the stereospecific *cis* insertion of an acetylene into the Zr-H bond of [{Zr(η -C₅H₅)₂HCl]_n] to give the (*E*)-alkenylzirconocene chloride is coupled with the ability of nickel to effect catalytic coupling with an aryl halide, thereby providing a selective, high-yield synthesis of arylalkenes, e.g., eq 90.^{181b}



The nickel-catalyzed coupling reaction is mechanistically the most thoroughly researched.¹⁸⁰ Of the several possibilities, the preferred pathway is shown in eq 91-93

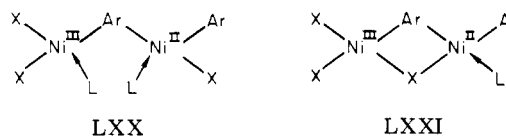


where the hydrocarbyl-transfer step, eq 92, is presumed to proceed via a four-center transition state of type LXVIII.¹⁸²

A similar sequence of events is also involved in the nickel-promoted biaryl synthesis.¹⁸³ Model studies have demonstrated the occurrence of an aryl-transfer reaction between two nickel species, eq 94, analogous to eq



92. Both mono- LXX and di- LXXI bridged intermediates were considered.

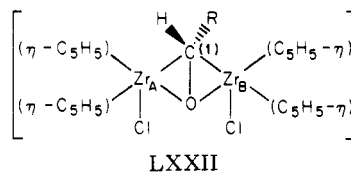


The well-known propensity for organocopper or organocuprate complexes to form aggregates in solution (mainly tetra- or hexanuclear) with the formation of hydrocarbyl bridges suggests that bridged intermediates are implicated in syntheses involving such complexes.^{180,184}

Single alkyl-transfer reactions, eq 87, play an important role in natural systems. Methyl migration from methylcobalamin to a mercury or arsenic substrate provides a major pathway in the biological Hg or As cycles. The extreme toxicity of HgMe₂ or methylmercuric complexes, coupling with the all-too-frequent occurrence of these metals as pollutants in aquatic environments, has provided a stimulus for mechanistic studies.¹⁸⁵

B. Fluxional Processes

Bridged intermediates make a contribution to fluxional processes in di- or polynuclear metal hydrocarbyls, although a detailed discussion is outside our scope. Some recent illustrative examples for dinuclear species include (i) bridge-terminal exchange processes in [YAl(μ -R)₂(η -C₅H₅)₂R'₂] and related species, which show similarities to related exchange processes in Al₂R₆,¹⁵³ and (ii) intramolecular exchange of Zr_A and Zr_B with respect to their binding to either O or C of μ -O-CHR in [Zr₂(η -C₅H₅)₄Cl₂(μ -OCHR)]; this exchange which proceeds with inversion of configuration of C(1) and retention of configuration at Zr is consistent with the intermediate or transition state LXXII.¹⁸⁶



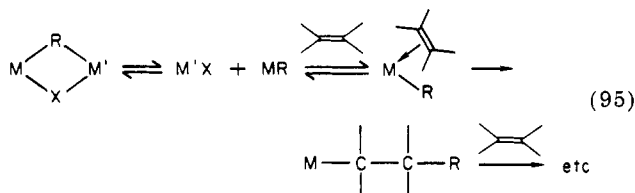
C. Olefin Polymerization

Hydrocarbyl bridges may be implicated in various reaction steps (identified below for Ziegler-Natta systems) in an active α -olefin polymerization catalyst; some of these steps are beneficial, others notably less so.

In *catalyst activation*, simple R/halogen exchange generates a transition-metal alkyl that can initiate chain growth via sequential coordination and insertion of monomer. There is general agreement that chain growth takes place at a transition-metal-carbon (alkyl) bond and, in support of this, there are now several well-characterized complexes, e.g., [M₂(μ -Me)₂(η -C₅H₅)₄] (M = Y or a lanthanoid),¹⁵¹ [Ni(OCPHCHPhPh)₂]Ph-

$(PPh_3)_2$,¹⁸⁸ and $[Ni(\eta-C_5H_5)\{P(NSiMe_3)_2C_3H_5N(SiMe_3)_2\}]$,¹⁸⁹ containing metal-carbon bonds that form active catalysts in the absence of a cocatalyst.

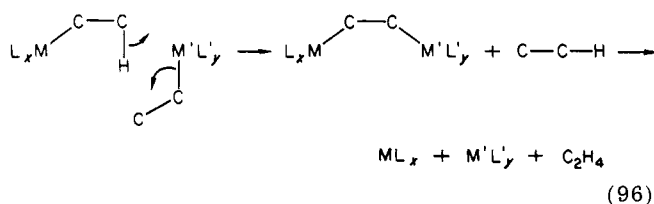
Two, more controversial, roles are *direct participation in the chain propagating step* and *stabilization of active centers*. For the former, we refer to situations in which the active center contains the growing polymer chain bridging two, or perhaps more, metal atoms; insertion of olefin occurs with generation of a new bridged species. For the latter, we envisage a situation in which growing centers are stabilized via formation of bridged species (eq 95; R = growing polymer chain). If the



bridge is labile, it can break readily generating a vacant coordination site which is then available for binding and subsequent insertion of monomer. The formation of the bridged species can give enhanced catalyst stability by blocking hydrogen transfer via α - or β -elimination, processes requiring a free coordination position. These views are supported by (i) the improved stability of many active polymerization catalysts in the presence of excess cocatalyst, particularly alkylaluminum chlorides,¹⁸⁷ suggesting that stabilization is via μ -halogen- μ -alkyl bridging, (ii) the enhancement of stability observed on addition of excess Al_2Me_6 to $[TiAl(\mu-Me)_2(\eta-C_5H_5)_2Me_2]$,¹⁵² and (iii) the formation of homogeneous catalysts for the polymerization of ethylene from the homonuclear methyl-bridged $[M_2(\mu-Me)_2(\eta-C_5H_5)_4]$ and, under slightly more forcing conditions, the heteronuclear $[MAl(\mu-Me)_2(\eta-C_5H_5)_2Me_2]$ (M = Y or a lanthanoid).¹⁵¹ As for (iii), the former corresponds to a cocatalyst-free system while the latter incorporates $AlMe_3$ as the bound cocatalyst. There was no spectroscopic evidence for the presence of mononuclear species, either free $[M(\eta-C_5H_5)_2R]$ or its olefin complex, in active polymerizing solutions. This implies either that direct insertion takes place into the alkyl bridge or that the concentration of active species is small, with dissociation to monomer the rate-determining step.^{151a}

The transfer of the growing polymer chain from transition metal to aluminum, presumably in a similar manner, is a common side reaction with polymerization catalysts that complicate active-site counting studies.

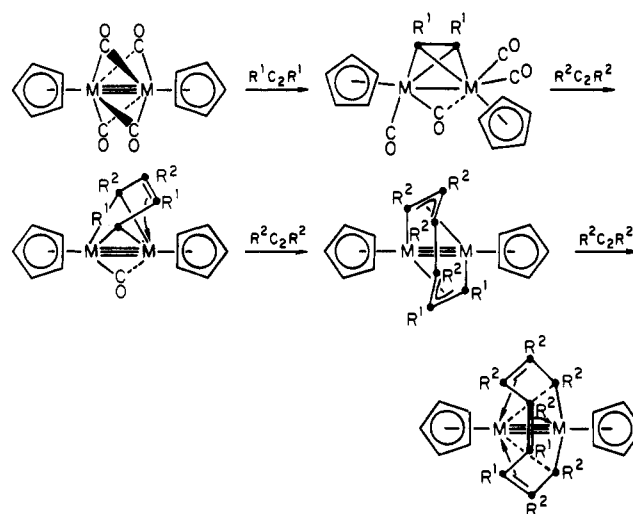
A well-documented *catalyst-aging process* (chain termination) is depicted in eq 96. For titanium-based



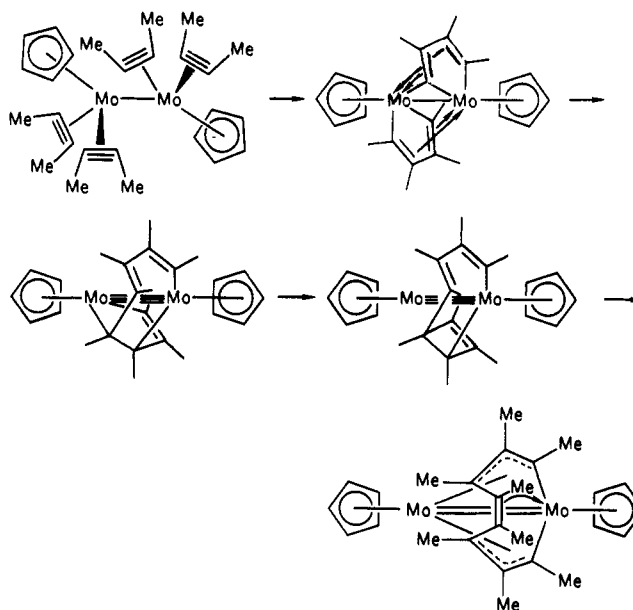
catalysts, operation of this pathway can lead to serious catalyst deactivation by formation of inactive Ti^{III} centers from active Ti^{IV} .^{187a} Reaction occurs less rapidly with Zr and a well-characterized series of intermediates can be isolated (*cf.* section V).

With $[Y_2(\eta-C_5H_5)_4(\mu-Me)_2]$ a deactivation pathway

SCHEME II



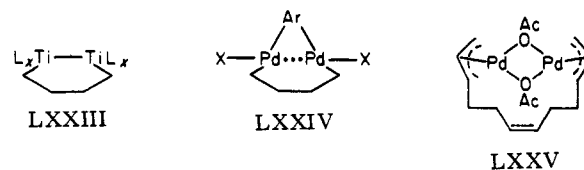
SCHEME III



has been identified which involves abstraction of a cyclopentadienyl hydrogen by the alkyl group with formation of alkane and the inactive $[Y_2(\eta-C_5H_5)_2(\mu-\eta^1, \eta^5-C_5H_4)_2]$. Complete substitution of the ring, as in C_5Me_4Et , precludes this path and gives long-lived catalysts.¹⁵¹

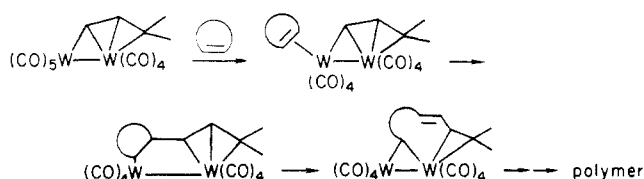
D. Oligomerization

The structures LXXIII, LXXIV, and LXXV have been linked respectively with intermediates in the

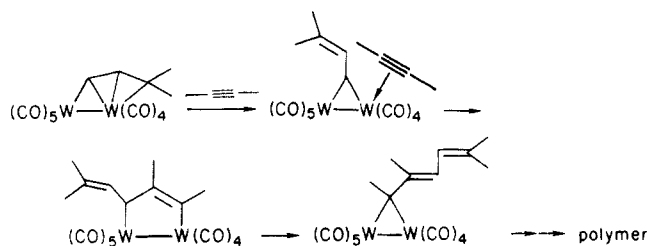


disproportionation of ethylene to ethane and butadiene catalyzed by cyclopentadienyltitanium complexes,¹⁹⁰ palladium-catalyzed selective dimerization of ethylene to but-1-ene,¹⁹¹ and palladium-catalyzed trimerization of butadiene to acyclic dodecatetraene isomers.¹⁹² When dinuclear chromium and molybdenum complexes

SCHEME IV



SCHEME V



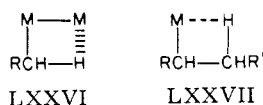
are used as models a series of reaction steps in the linking of acetylene molecules have been identified (Scheme II,¹⁹³ and III¹⁹⁴) that may have relevance to acetylene polymerization and oligomerization to cyclooctatetraene. (See also ref 256, 266, and 267).

E. Olefin Metathesis

There now seems little doubt that the chain propagating entities in olefin metathesis are carbene-metal complexes and metallocyclobutanes.¹⁹⁵ Less certain are details of their structures. Recent reports have drawn attention to (μ -alkylidene)- and (μ -alkyl)dimetal species as active intermediates and have drawn attention to the similarities in mechanism for both olefin metathesis and alkyne polymerization.

Some novel (μ -alkylidene)ditungsten complexes (cf. section III) are active as catalysts for the metathetical ring-opening polymerization of cycloolefins (Scheme IV) and polymerization of alkynes (Scheme V).^{196,197} Parallel chemistry is shown by (μ -alkylidene)diiron and -diruthenium complexes in their reactions with alkynes.¹⁹⁸

The active species may also be heteronuclear with alkylidene bridges between a transition metal and a main-group metal. $[\text{TiAl}(\mu\text{-CH}_2)(\mu\text{-Cl})(\eta\text{-C}_5\text{H}_5)_2(\text{CH}_3)_2]$ is unusual in forming a titanium-based catalyst.³⁸ It has been suggested that the propagating center in the catalyst $[\text{WOCl}_4]/\text{SnMe}_4$ has the structure $[\text{Cl}_3\text{W}(\text{O})\text{-CH}_2\text{SnMe}_3]$.¹⁹⁹ As in polymerization, these proposals draw attention to one of the roles of the cocatalyst in stabilizing the active transition-metal center, via the formation of alkylidene or alkyl bridges. The formation of active centers in homogeneous catalysts, e.g., $\text{WCl}_6/\text{Al}_2\text{R}_6$, has been interpreted in terms of sequential R/halogen exchange and generation of the carbene-metal complex via α -elimination assisted by bridging between the transition-metal and the main-group-metal cocatalyst.²⁰⁰ In this context, attention has been drawn to the ready pathway for α -elimination offered by di- and polynuclear aggregates. α -Elimination between two metals and β -elimination at a single metal site are formally analogous, compare LXXVI and LXXVII.²⁰¹

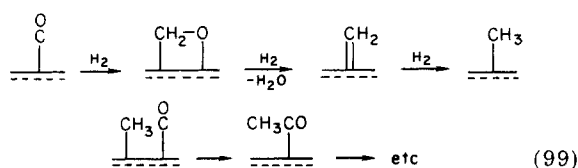
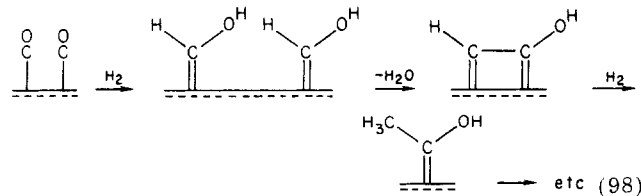
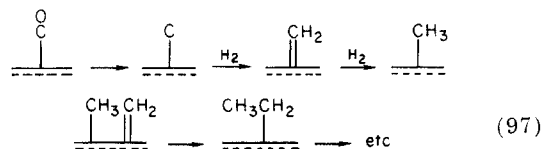


F. Metal Clusters and Relevance to Heterogeneous Catalysis

Our main concern has been with hydrocarbyl bridges in dinuclear metal complexes. In this, the last section, we touch briefly on the roles of hydrocarbyl bridges in tri- and polynuclear metal aggregates by way of reference to catalysis by metal clusters and heterogeneous catalysts.^{202,203} Ensembles of metal atoms offer special opportunities for the stabilization of coordinatively unsaturated intermediates via bonding to two, three, or possibly more metal atoms. Thus we may expect to find chemistry not shown with mono- or even dinuclear metal complexes.

A priori there is no reason why involvement of polynuclear hydrocarbyl-bridged intermediates in catalysis is essential. Mechanistic studies of several of the now many homogeneous catalyzed industrial processes reveal no role for such species. There are, however, areas in which catalysis by discrete mononuclear complexes is unable to match that of heterogeneous catalysts. These include skeletal rearrangements and dehydrocyclizations of aliphatic hydrocarbons (which feature prominently in catalytic re-forming for the production of gasoline and aromatic hydrocarbons), and the conversion of synthesis gas (mixtures of carbon oxides and hydrogen) to hydrocarbons, collectively termed the Fischer-Tropsch Reaction.²⁰⁴ For the former, it is possible to reconcile the disparity by virtue of the fact that the temperatures employed (ca. 500 °C) lie well above those considered as the typical range of stability for coordination complexes. The Fischer-Tropsch reaction is perhaps a good example of a process in which bridged-intermediates play key roles on the reaction pathway, a view that has received some support from very recent mechanistic studies.

Three separate and quite different mechanistic proposals have received the most consideration. There is as yet no consensus of agreement on which is the best description, and, indeed, it may well be that different mechanisms are operative with the same catalyst under different conditions. The first, suggested by Fischer and Tropsch in 1926,²⁰⁵ outlined in eq 97 (bonding



details omitted), involves metal-bound carbide, alkylidene (and possibly alkylidyne), and alkyl intermediates. A second mechanism, eq 98,²⁰⁶ involves metal-bound hydroxycarbenes as the key species, while the

TABLE IVa. μ -Vicinal (1, n ; $n > 2$) Alkylidenedimetal Complexes

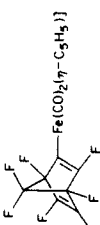
| compound | preparation | comments | ref |
|---|--|---|--------------|
| $[V_2(\mu-C \equiv CC_6H_4C \equiv C-p)(\eta-Cp)_4]$ | $[V(\eta-Cp)_2X] + LiC \equiv CC_6H_4C \equiv C-Li-p$ (X = Cl or Br) | Cp = C_5H_5 or C_5Me_5 | 221 |
| $[V_2(\mu-C_6H_4-p)(\eta-Cp)_4]$ | $[V(\eta-Cp)_2X] + LiC_6H_4Li-p$ (X = Cl or Br) | Cp = C_5H_5 , C_5H_4Me (X-ray) or C_5Me_4Et ; 4 electrons per molecule remain unpaired | 221 |
| $[Mo_2(\mu-(CH_2)_n)(CO)_6(\eta-C_5H_5)_2]$ | $[Mo(CO)_3(\eta-C_5H_5)]^- + I(CH_2)_nI$ | | 222 |
|  | $[Fe(CO)_2(\eta-C_5H_5)]^- + C_7F_8$ | | 223 |
| $[Co_2(\mu-CH_2C_6H_4CH_2-o)(\eta-C_5H_5)_2(CO)_2]$ | $Na[Co_2(\eta-C_5H_5)_2(\mu-CO)_2] + o-C_6H_4(CH_2Br)_2$ | 1,2 isomer, R = C_6H_{11} , X = Br; 1,4 isomer, R = Ph, X = Cl | 224a 224b |
| $[Ni_2(\mu-C_6H_4-p)(PPh_3)_2Br_2]$ | $Ni^{0} + C_{10}H_6(CH_2Br)_2$ | | 224b |
| $[Pd_2(\mu-C_6H_4-o)(\mu-dppm)_2]$ | $[Ni(PPh_3)_2Br_2] + C_6H_4Li$ $[Pd_2(dppm)_3] + C_6H_4I_2$ | | 224b 225 |
| $[Pt(CI)(PET_3)(CH_2CH(CH_2)NMe_2)CH(CH_2)NMe_2]$ | $[Pt_2Cl_4(PEt_3)_2(\mu-C_4H_8)] + Me_2NH$ | X-ray, analogues substituted at P and N also prepared | 226 |
| $[M_2(\mu-CH_2CH_2)(CO)_4(\eta-C_5H_5)_2L_2]$ or $[M(L_n)Re(\mu-CH_2CH_2)(CO)_5]$ | e.g., $[M(CO)_2(L)(\eta^2-C_2H_4)(\eta-C_5H_5)]^+ + [M(CO)_2(L)(\eta-C_5H_5)]^-$ | M = Mo or W, L = CO; M = W, L = PPh ₃ M(L _n) = $W(CO)_2(PPh_3)(\eta-C_5H_5)$ or $Re(CO)_5$ | 290 |

TABLE Va. μ -Geminal (1,1-) Alkylidenedimetal Complexes

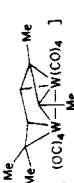
| compound | preparation | comments | ref |
|---|---|--|------------|
| $[ZrRu(\mu-CH_2)(\mu-CI)Cl(PPh_3)_2(\eta-C_5H_5)_2]$ | $[ZrMe_2(\eta-C_5H_5)_2] + [RuCl_2(PPh_3)_3]$ | | 227 |
| $[W_2(\mu-C \equiv C-CR_2)(CO)_{10}]$ | $[W(CO)_5(C \equiv C-CR_2)]$ heat or $[W(CO)_6]$, $h\nu$ | $R_2 = Ph_2$ or $C_6H_4C_6H_4-o'$; X-ray (R = Ph) | 228 |
| $[W_2(\mu-\eta^1, \eta^3-CMeCMe=CHCH=CMe_2)(CO)_9]$ | $[W_2(\mu-\eta^1, \eta^3-CHCH=CMe_2)(CO)_9] + MeC \equiv CMe$ | X-ray | 229 |
|  | $[W_2(\mu-\eta^1, \eta^3-CHCH=CMe_2)(CO)_9] + MeC \equiv CMe$ | | 196 |
| $[W(\mu-\eta^1, \eta^3-CHC_6H_4Me-p)(CO)_2(\eta-C_5H_5)ML_n]$ [BF ₄] | $[W(\mu-CC_6H_4Me-p)(CO)_2(\eta-C_5H_5)ML_n] + H[BF_4]$ | $ML_n = Co(CO)(\eta-C_5Me_5)$ or $Pt(PMe_3)_2$ (X-ray) | 230 |
| $[W(\mu-CHC_6H_4Me-p)(\mu-CO)(CO)(PMe_2R)(\eta-C_5H_5)-ML_n] [BF_4]$ | (A) + PM_2R | R = Ph, $ML_n = Co(CO)(\eta-C_5Me_5)$; R = Me, $ML_n = Pt(PMe_3)_2$ | 230 |
| $[WCo(\mu-\eta^1, \eta^3-C(C_6H_4Me-p)CMe=CHMe)(\mu-CO)(CO)(\eta-C_5H_5)(\eta-C_5Me_5)] [BF_4]$ | (A) + $MeC \equiv CMe$ | | 230 |
| $[WPt(\mu-CHC_6H_4Me-p)(\mu-H)(CO)_2(PMe_3)_2(\eta-C_5H_5)]$ | (A) + KBH(CHMeEt) ₃ | | 230 |
| $[MPt(\mu-C(OMe)C_6H_4R-p)(CO)_5(PR_3)_2]$ | $[M(C(OMe)C_6H_4R-p)(CO)_5] + [Pt(cod)_2] + PR_3$ | X-ray M = Cr, R = Me, $PR_3 = PMe_3$ or PM_2Ph ; R = CF ₃ , $PR_3 = PMe_3$ | 230 231 |
| $[MPt(\mu-C(OMe)C_6H_4Me-p)(CO)_4(PR_3)_3]$ | $[MPt(\mu-C(OMe)C_6H_4R-p)(CO)_5(PR_3)_2] + PR_3, h\nu$ | | 231 |
| $[WPt(\mu-CPh_2)(CO)_4(PMe_3)_2L]$ | $[W(CPh_2)(CO)_5] + [Pt(cod)_2] + PMe_3$ | | 231 |
| $[CrPt(\mu-COCH_2CH_2CH_2)(CO)_5(PMe_2Ph)_2]$ | $[Cr(COCH_2CH_2CH_2)(CO)_5] + [Pt(cod)_2] + PMe_2Ph$ | | 231 |

TABLE Va (Continued)

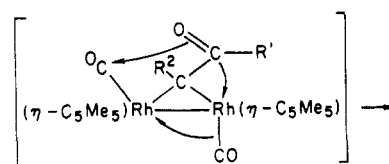
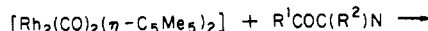
| | | | |
|--|---|---|----------|
| $[\text{MnFe}(\mu\text{-C}=\text{CRR}')(\text{CO})_2(\eta\text{-C}_5\text{H}_5)_2]$ | $[\text{Mn}(=\text{C}=\text{CRR}')(\text{CO})_2(\eta\text{-C}_5\text{H}_5)_2] + [\text{Fe}_2(\text{CO})_9]$ | R, R' = H, COOMe (X-ray); CPh ₂ | 232 |
| $[\text{Fe}_2(\mu\text{-CHR})(\mu\text{-CO})(\text{CO})_2(\eta\text{-C}_5\text{H}_5)_2]$ | $[\text{Fe}_2(\text{CO})_4(\eta\text{-C}_5\text{H}_5)_2] + \text{Ph}_3\text{P}=\text{CHR}$ or $[\text{Fe}(\text{CO})_2(\text{CH}_2\text{OCOMe})(\eta\text{-C}_5\text{H}_5)] + [\text{Fe}(\text{CO})_2(\eta\text{-C}_5\text{H}_5)]^-$ | R = H, Me or Pr; X-ray R = H (cis) | 233, 234 |
| $[\text{Fe}_2(\mu\text{-CH}_2)(\mu\text{-CO})(\mu\text{-dppm})(\eta\text{-C}_5\text{H}_5)_2]$ | $[\text{Fe}_2(\mu\text{-CH}_2)(\mu\text{-CO})(\text{CO})_2(\eta\text{-C}_5\text{H}_5)_2] + \text{dppm}$ | R, R' = Ph ₂ ; C ₆ H ₄ C ₆ H ₄ -o,o'; CBr=CBrCBr; | 235 |
| $[\text{Fe}_2(\mu\text{-CRR}')(\mu\text{-NO})(\eta\text{-C}_5\text{H}_5)_2]$ | $[\text{Fe}_2(\mu\text{-NO})_2(\eta\text{-C}_5\text{H}_5)_2] + \text{RR}'\text{CN}_2$ | R, R' = H ₂ ; H, Me; CH=CHCH=CH | 236 |
| $[\text{Fe}_2(\mu\text{-CRR}')(\text{NO})_2(\eta\text{-C}_5\text{H}_5)_2]$ | $[\text{Fe}_2(\mu\text{-NO})_2(\eta\text{-C}_5\text{H}_5)_2] + \text{RR}'\text{CN}_2$ | | 236, 237 |
| $[(\text{OC})_3\text{Fe}(\mu\text{-CHCH}_2\text{CH}_2\text{NCH}_2\text{CH}_2)(\mu\text{-CO})\text{Fe}(\text{CO})_3]$ | $[\text{Fe}(\text{CO})_9] + \text{CH}_2=\text{CHCH}_2\text{NCH}_2\text{CH}_2$ | via metal-induced, vinyl-ethylidene rearrangement | 238 |
| $[\text{Fe}_2(\mu\text{-C})(\text{TPP})_2]$ | $[\text{FeTPP}] + \text{Cl}_4$ | TPP = 5,10,15,20-tetraphenylporphyrin (X-ray); first example of μ -carbido-dimetal species; dialkylidene bonding, linear Fe=C=Fe | 239 |
| $[\text{Fe}_2(\mu\text{-C}=\text{C}(\text{R})(\text{CH}_2\text{Ph})(\mu\text{-CO})(\text{CO})_2(\eta\text{-C}_5\text{H}_5)_2]$ | $[\text{Fe}_2(\text{CO})_2(\eta\text{-C}_5\text{H}_5)_2] + \text{CHPhCHRCl}_2$, phase-transfer conditions | R = H or Ph (X-ray, cis isomer); reaction fails with $[\text{Fe}(\text{CO})_2(\eta\text{-C}_5\text{H}_5)]^-$ in THF | 272 |
| $[\text{Ru}_2(\mu\text{-CMe}_2)(\mu\text{-C}=\text{CH}_2)(\text{CO})_2(\eta\text{-C}_5\text{H}_5)_2]$ | $[\text{Ru}_2(\mu\text{-CMe})(\mu\text{-CMe}_2)(\text{CO})_2(\eta\text{-C}_5\text{H}_5)_2] + \text{BF}_4^-$ | | 240 |
| $[\text{Ru}_2(\mu\text{-CHMe})(\mu\text{-CMe}_2)(\text{CO})_2(\eta\text{-C}_5\text{H}_5)_2]$ | $[\text{Ru}_2(\mu\text{-CMe})(\mu\text{-CMe}_2)(\text{CO})_2(\eta\text{-C}_5\text{H}_5)_2] + \text{Na}[\text{BH}_4]$ | X-ray; heat, 200 °C → Me ₂ C=CHMe | 240 |
| $[\text{Ru}_2(\mu\text{-CR}_2)(\mu\text{-CO})(\text{CO})_2(\eta\text{-C}_5\text{H}_5)_2]$ | $[\text{Ru}_2(\mu\text{-COCPhPh})(\mu\text{-CO})(\text{CO})_2(\eta\text{-C}_5\text{H}_5)_2] + \text{Ph}_3\text{P}=\text{CH}_2$ (R = H) + Ph ₃ CN ₂ (R = Ph) + H(EtOOC)CN ₂ (R ₂ = H, COOEt) | R = Ph readily decarbonylates to $(\mu\text{-}\eta^1, \eta^3\text{-CPh}_2)$ complex | 241 |
| $[\text{Ru}_2(\mu\text{-}\eta^1, \eta^3\text{-CMeCRCH}_2)(\mu\text{-CO})(\text{CO})_2(\eta\text{-C}_5\text{H}_5)_2]$ | $[\text{Ru}_2(\mu\text{-CMe})(\text{CO})_2(\eta\text{-C}_5\text{H}_5)_2]^+ + \text{RCH}=\text{CH}_2$, <i>hv</i> or $[\text{Ru}_2(\mu\text{-CO})_2(\text{CO})(\text{C}_2\text{H}_4)(\eta\text{-C}_5\text{H}_5)_2] + (\text{i}) \text{LiMe}$, (ii) $[\text{BF}_4]^-$, (iii) $\text{Na}[\text{BH}_4]$ | R = H or Me (X-ray) | 215 |
| $[\text{M}_2(\mu\text{-}\eta^1, \eta^3\text{-CRRCHMe})(\mu\text{-CO})(\text{CO})_2(\eta\text{-C}_5\text{H}_5)_2]$ | $[\text{M}_2(\mu\text{-CHMe})(\mu\text{-CO})(\text{CO})_2(\eta\text{-C}_5\text{H}_5)_2] + \text{RC}\equiv\text{CR}$ | M = Fe or Ru; R = H or COOMe | 198 |
| $[\text{Fe}_2(\mu\text{-CHCH}=\text{CHMe})(\mu\text{-CO})(\text{CO})_2(\eta\text{-C}_5\text{H}_5)_2]$ | $[\text{Fe}_2(\mu\text{-}\eta^1, \eta^3\text{-CHCHCHMe})(\mu\text{-CO})(\text{CO})_2(\eta\text{-C}_5\text{H}_5)_2] + \text{CO}$ (100 bar, 50 °C) | X-ray (Figure 30) (M = Fe, R = COOMe) Heat or <i>hv</i> causes loss of CO | 198 |
| $[\text{Co}_2(\mu\text{-CH}_2)(\text{CO})_2(\eta\text{-C}_5\text{Me}_5)_2]$ | $[\text{Co}_2(\mu\text{-CO})_2(\eta\text{-C}_5\text{Me}_5)_2] + \text{RHCN}_2$ | | 242 |
| $[\text{Co}_2(\mu\text{-CHR})(\mu\text{-CO})(\eta\text{-C}_5\text{Me}_5)_2]$ | $[\text{Co}_2(\mu\text{-CH}_2)(\mu\text{-CO})(\eta\text{-C}_5\text{Me}_5)_2] + \text{MeCHN}_2$ | | 242 |
| $[\text{Co}_2(\mu\text{-CHR})(\mu\text{-CO})(\eta\text{-C}_5\text{Me}_5)_2]$ (R = H or Me) | $[\text{Co}_2(\mu\text{-CH}_2)(\mu\text{-CO})(\eta\text{-C}_5\text{Me}_5)_2] + \text{SO}_2$ | | 242 |
| $[\text{Co}_2(\mu\text{-CH}_2)(\mu\text{-SO}_2)(\mu\text{-CO})(\eta\text{-C}_5\text{Me}_5)_2]$ | $\text{Na}[\text{Co}_2(\mu\text{-CO})_2(\eta\text{-C}_5\text{H}_4\text{R})] + \text{CH}_2\text{I}_2$ | | 242 |
| $[\text{Co}_2(\mu\text{-CH}_2)(\text{CO})_2(\eta\text{-C}_5\text{H}_4\text{R})_2]$ | $[\text{Co}_2(\mu\text{-CH}_2)(\text{CO})_2(\eta\text{-C}_5\text{H}_5)_2] + [\text{Rh}_2(\text{CO})_4(\eta\text{-C}_5\text{H}_5)_2]$ | R = H or Me, $(\eta\text{-C}_5\text{H}_5)(\eta\text{-C}_5\text{H}_4\text{Me})$ species produced via disproportionation | 213 |
| $[\text{CoRh}(\mu\text{-CH}_2)(\text{CO})_2(\eta\text{-C}_5\text{H}_5)_2]$ | $[\text{Rh}_2(\mu\text{-CO})_2(\eta\text{-C}_5\text{Me}_5)_2] + \text{R}_2\text{CN}_2$ | | 243 |
| $[\text{Rh}_2(\mu\text{-CR}_2)(\text{CO})_2(\eta\text{-C}_5\text{Me}_5)_2]$ | $[\text{Rh}_2(\mu\text{-CO})_2(\eta\text{-C}_5\text{Me}_5)_2] + [\text{Hg}(\text{C}(\text{N}_2)\text{COOEt})_2]$ | R ₂ = (CO ₂ AlR') ₂ , C ₆ H ₄ (CO) ₂ -o; acyclic and nucleophilic carbonyl groups undergo cycloaddition to give μ -alkenyl complexes, cf. Table VIIIa | 244 |
| $[\text{Hg}[\text{Rh}_2(\mu\text{-C}(\text{COOEt}))(\mu\text{-CO})_2(\eta\text{-C}_5\text{Me}_5)_2]_2]$ | $[\text{Rh}(\eta\text{-C}_5\text{Me}_5)\text{Cl}_4] + \text{MeLi}$ (or Al ₂ Me ₆) | first heavy metal-substituted μ -alkylidene | 245 |
| $[\text{Rh}_2(\mu\text{-CH}_2)_2\text{Cl}_2(\eta\text{-C}_5\text{Me}_5)_2]$ | $[\text{Rh}_2(\mu\text{-CH}_2)_2(\text{Me})_2(\eta\text{-C}_5\text{Me}_5)_2] + \text{HCl}$ | μ -CH ₂ surprisingly unreactive, Cl/X exchange with NaX, X = Br, I, N ₃ , (X-ray), SCN (X-ray), OAc; or Al ₂ Et ₆ , X = Et | 246 |
| $[\text{Rh}_2(\mu\text{-CH}_2)_2\text{Cl}_2(\eta\text{-C}_5\text{Me}_5)_2]$ | $[\text{Rh}_2(\text{C}_8\text{H}_{14})\text{Cl}_2] + \text{C}_2\text{O}$ | polymer with ketenide and chloro bridges | 247 |
| $[\text{Rh}_2(\mu\text{-CRR}')(\mu\text{-CO})_2(\eta\text{-C}_5\text{Me}_5)_2]$ | $[\text{Rh}_2(\mu\text{-CO})_2(\eta\text{-C}_5\text{Me}_5)_2] + \text{RR}'\text{CN}_2$ | $\left\{ \begin{array}{l} \text{R, R}' = \text{C}_6\text{H}_4\text{C}_6\text{H}_4\text{-o,o}' \\ \text{C}_6\text{H}_4\text{COC}_6\text{H}_4\text{-o,o}' \\ \text{CX} = \text{CXCX} = \text{CX} \\ (\text{X} = \text{Cl, Br}) \end{array} \right.$ | 248 |
| $[\text{Rh}_2(\mu\text{-CRR}')(\mu\text{-CO})(\eta\text{-C}_5\text{Me}_5)_2]$ | $[\text{Rh}_2(\mu\text{-CO})_2(\eta\text{-C}_5\text{Me}_5)_2] + \text{RR}'\text{CN}_2$ | | |

| | | | |
|--|---|--|-----|
| [Rh ₂ (μ-CRR')(CO) ₂ (η-C ₅ Me ₅) ₂] | [Rh ₂ (μ-CO) ₂ (η-C ₅ Me ₅) ₂] + RR'CN ₂ | R, R' = H ₂ ; H, Me; H, CF ₃ ; H, Et; H, COOEt; H, C(COOEt)=NCN; (COOMe) ₂ ; Ph ₂ ; Ph, py; C ₆ H ₄ (CO) ₂ -o; CH=CHCH=CH | 248 |
| [Rh ₂ (μ-CH ₂)(μ-CPh ₂)(μ-CO)(η-C ₅ Me ₅) ₂] | [Rh ₂ (μ-CPh ₂)(μ-CO)(η-C ₅ Me ₅) ₂] + CH ₂ N ₂ | C ₉ H ₇ = indenyl; X-ray (trans) | 248 |
| [Rh ₂ (μ-C=CH ₂)(CO) ₂ (η-C ₅ H ₇) ₂] | [Rh(CO)(C ₂ H ₄)(η-C ₅ H ₇)] + HC≡CH | R, R' = H ₂ ; H, Me; H, Ph; Ph ₂ ; (μ-CRR')(μ-NO)-(μ-CO) intermediate not isolated—readily decarbonylates | 249 |
| [Rh ₂ (μ-CRR')(μ-NO)(η-C ₅ Me ₅) ₂][BF ₄] | [Rh ₂ (μ-NO)(μ-CO)(η-C ₅ Me ₅) ₂][BF ₄] + RR'CN ₂ | X-ray, unsymmetrical bridge R = H or Me; X = Cl, Br, or I; + HBF ₄ , (μ-CH ₂) → terminal Pd-Me; I displaced by pyridine or MeCN | 250 |
| [Ir ₂ (μ-CH ₂) ₂ (cod) ₂] | [Ir ₂ Cl ₂ (cod) ₂] + MeLi | | 251 |
| [Pd ₂ (μ-CHR)(μ-dppm) ₂ X ₂] | [Pd ₂ (dppm) ₃] + CHR ₂ X | | 225 |
| [Pt ₂ (μ-CH ₂)(μ-dppm) ₂ X(L)][PF ₆] | [Pt ₂ (μ-dppm)H(L)][PF ₆] + CH ₂ N ₂ | | 252 |
| [Au ₂ (μ-CH ₂)(μ-CH ₂ PMe ₂ CH ₂) ₂ X ₂] | [Au ₂ (μ-CH ₂ PMe ₂ CH ₂) ₂] + CH ₂ X ₂ | X = Cl (X-ray), Br, or I | 253 |

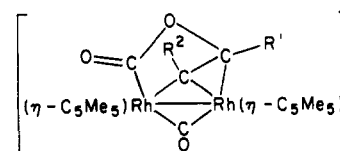
1980) of sections I–X of our manuscript. A particular feature has been the rapid growth in publications dealing with μ-alkylidene (carbene) complexes (section III) which are widely considered to be models for μ-methylene and related dimetallic intermediates which may feature in Fischer–Tropsch catalysis.²¹⁸

This section, added in August 1982, provides an account of additional material published to mid-1982. The text highlights these recent advances while a more comprehensive summary of new complexes is provided by way of supplementary tables (IVa–Xa, XIIa, and XIIIa). There is now a wealth of structural information on (μ-alkylidene)dimetal species; X-ray data are available for 17 new complexes (details in Table Va). Some recent results fully confirm earlier MO calculations on the alkylidene bridge; the detailed electron-density map from an X-ray analysis²⁸² and the He(I) photoelectron spectrum²⁸³ of [Mn₂(μ-CH₂)(CO)₄(η-C₅H₅)₂] showed that high electron density is located in the region of the bridge carbon and not along the Mn–Mn vector.

The reactions of diazo compounds with unsaturated dimetal species continues to be a very popular and general route to (μ-alkylidene)dimetal complexes (cf. Table Va). In some cases reactions can take an unusual course. Treatment of [Fe₂(μ-NO)₂(η-C₅H₅)₂] or [Rh₂(CO)₂(η-C₅Me₅)₂] with diazocyclopentadiene gave the μ-cyclopentadienylidene complexes, [Fe₂(μ-C₅H₄)(NO)₂(η-C₅H₅)₂] or [Rh₂(μ-C₅H₄)(CO)₂(η-C₅Me₅)₂], but with [Mo₂(CO)₄(η-C₅H₅)₂] rearrangement and ligand loss gave the more common η¹,η⁵-bonding mode of the C₅H₄ group in [Mo₂(μ-η¹,η⁵-C₅H₄)(CO)₃(η-C₅H₅)₂].²³⁷ In the reaction of [Rh₂(CO)₂(η-C₅Me₅)₂] with a diazoalkane R¹COC(R²)N₂ intramolecular cycloaddition via attack of the keto oxygen at CO afforded a series of μ-alkenyl complexes LXXXIII, (eq 105, R¹ = R² = Me, Ph,



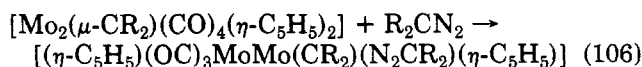
LXXXII



LXXXIII

(105)

C₆H₄OMe-*p*, or COOEt; R¹ = Me, R² = Ph; X-ray data are available for R¹ = R² = Ph).²⁴³ Only with nonnucleophilic keto groups [R¹ = R² = COAIR³, R³ = alkyl], less electrophilic carbonyl groups (Co in place of Rh), or with cyclic diazo compounds [R¹, R² = C₆H₄(CO)₂-*o*] were the expected μ-alkylidene complexes LXXXII obtained. Another diazoalkane reaction, eq 106, R = C₆H₄Me-*p*, is of interest in part because it




demonstrates a bridged-to-terminal alkylidene conversion.²⁸⁹

TABLE VIa. μ -Geminal (1,1-) Alkyldynedimetal Complexes

| compound | preparation | comments | ref |
|---|--|--|-----|
| $[\text{MnPt}(\mu\text{-CSMe})(\text{CO})_2(\text{PMe}_2\text{Ph})_2(\eta\text{-C}_5\text{H}_5)][\text{BF}_4]$ | $[\text{MnPt}(\mu\text{-CS})(\text{CO})_2(\text{PMe}_2\text{Ph})_2(\eta\text{-C}_5\text{H}_5)] + [\text{Me}_3\text{O}][\text{BF}_4]$ | | 254 |
| $[\text{Fe}_2(\mu\text{-CH})(\mu\text{-CO})(\text{CO})_2(\eta\text{-C}_5\text{H}_5)_2][\text{PF}_6]$ | $[\text{Fe}_2(\mu\text{-CH}_2)(\mu\text{-CO})(\text{CO})_2(\eta\text{-C}_5\text{H}_5)_2] + [\text{Ph}_3\text{C}][\text{PF}_6]$ | | 234 |
| $[\text{Ru}_2(\mu\text{-CMe})(\mu\text{-CMe}_2)(\text{CO})_2(\eta\text{-C}_5\text{H}_5)_2][\text{BF}_4]$ | $[\text{Ru}_2(\mu\text{-CMe}_2)(\mu\text{-CO})(\text{CO})_2(\eta\text{-C}_5\text{H}_5)_2] + (\text{i}) \text{MeLi}, (\text{ii}) \text{H}[\text{BF}_4]$ | mixed alkyldiene-alkyldyne complex | 240 |
| $[(\eta\text{-C}_5\text{H}_5)(\text{CO})_2\text{M}(\mu\text{-CR})\text{W}(\text{CO})_2(\eta\text{-C}_5\text{H}_5)_2]$ | $[\text{W}(\text{CR})(\text{CO})_2(\eta\text{-C}_5\text{H}_5)] + \text{M}^0$ | M = Ni, Pd, or Pt, R = C ₆ H ₄ Me-p, (X-ray, M = Ni, Pt) | 255 |

TABLE VIIa. μ -Alkyl or Aryl Electron-Deficient Dimetal Complexes

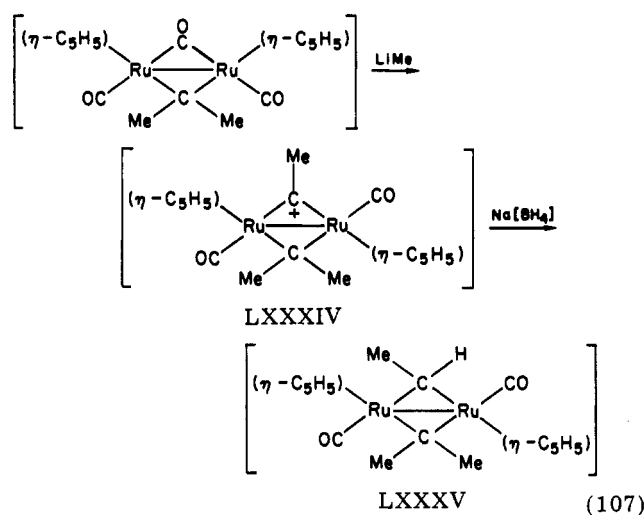
| compound | preparation | comments | ref |
|--|---|--|-----|
| $[\text{Fe}_2(\mu\text{-Me})(\mu\text{-CO})(\mu\text{-dppm})_2(\eta\text{-C}_5\text{H}_5)_2][\text{PF}_6]$ | $[\text{Fe}_2(\mu\text{-CH}_2)(\mu\text{-CO})(\mu\text{-dppm})_2(\eta\text{-C}_5\text{H}_5)_2] + \text{H}[\text{PF}_6]$ | X-ray shows H-Fe interaction  (Figures 65) | 235 |
| $[\text{Fe}_2(\mu\text{-Me})(\mu\text{-CO})(\text{CO})_2(\eta\text{-C}_5\text{H}_5)_2]\text{X}$ | $[\text{Fe}_2(\mu\text{-CH}_2)(\mu\text{-CO})(\text{CO})_2(\eta\text{-C}_5\text{H}_5)_2] + \text{HX}$ | X = CF ₃ SO ₃ or BF ₄ , spectroscopic evidence for Fe-H interaction as above | 234 |

Some new routes to μ -alkylidene complexes include: (a) *Alkyldiene transfer from alkyldienephosphoranes* which succeeded with, e.g., $[\text{Fe}_2(\text{CO})_4(\eta\text{-C}_5\text{H}_5)_2]^{233}$ and $[\text{Ru}_2(\mu\text{-CPhCPhCO})(\mu\text{-CO})(\text{CO})(\eta\text{-C}_5\text{H}_5)_2]^{241}$ but failed with $[\text{Mn}(\text{CO})_3(\eta\text{-C}_5\text{H}_5)]^{233}$. The wide range of phosphorus ylides available suggests that this route is likely to receive wider attention. (b) A novel *double oxidative addition* of a dihaloalkane with a low-oxidation-state complex $[\text{M}_2\text{L}_n]$ (M = Pd, n = 3, L = dppm; or M = Au, n = 2, L = CH₂PMe₂CH₂) gave $[\text{Pd}_2(\mu\text{-CHR})(\mu\text{-L})_2\text{X}_2]$ (R = H or Me; X = Cl, Br, or I)²²⁵ or $[\text{Au}_2(\mu\text{-CH}_2)(\mu\text{-L})\text{X}_2]$ (X = Cl, Br, or I).²⁵³ (c) Under conditions typical for *phase-transfer catalysis* the cyclopropanes $\text{CCl}_2\text{CHPhCHR}$ (R = H or Ph) reacted smoothly with in situ generated $[\text{Fe}(\text{CO})_2(\eta\text{-C}_5\text{H}_5)]^-$ to give the vinylidenediiron complexes $[\text{Fe}_2(\mu\text{-C}=\text{CPhCH}_2\text{R})(\mu\text{-CO})(\text{CO})_2(\eta\text{-C}_5\text{H}_5)_2]$.²⁷² With preformed $[\text{Na}[\text{Fe}(\text{CO})_2(\eta\text{-C}_5\text{H}_5)]]$ in THF the μ -alkylidene was not produced; instead the appropriate chloro(phenyl)cyclopropane was obtained.

An unusual oxidative addition reaction of Cl₄ to $[\text{Fe}(\text{TPP})]$ has given the first structurally characterized (μ -carbido)dimetal complex $[\{\text{Fe}(\text{TPP})\}_2\text{C}]$ (TPP = 5,10,15,20-tetraphenylporphyrin),²³⁹ a species anticipated by MO calculations.²⁸⁶ The short Fe-C distance (1.675 Å) and linear Fe₂C linkage is indicative of the predicted bis- μ -alkylidene bonding, i.e., Fe=C=Fe.

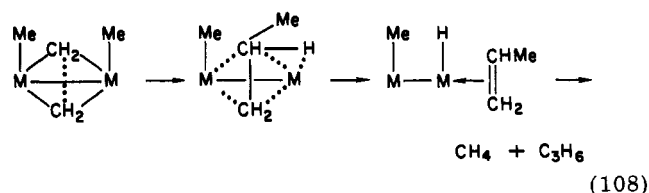
The high yield synthesis of the first heavy metal-substituted alkyldiene, $\text{Hg}\{[\text{Rh}_2(\mu\text{-C}(\text{COOEt}))(\mu\text{-CO})_2(\eta\text{-C}_5\text{Me}_5)_2]\}_2$, where the mercury is bonded to two bridging alkyldienes, is of interest as a potential starting material for the synthesis of hitherto inaccessible complexes.²⁴⁴

As information on singly bridging alkyldienes has consolidated, attention has turned increasingly to the synthesis and reactions of doubly bridged species, particularly those containing mixed alkyldienes, see, e.g., ref 240, 242, and 248. For example, the synthesis of the bis(μ -alkylidene)dimetal complex LXXXV proceeded *via* a novel isolable mixed (μ -alkylidene)(μ -alkyldyne)dimetal cation LXXXIV (eq 107).²⁴⁰ LXXXV shows significant differences over its singly bridged counterparts in reactions with acetylene. For LXXXV both alkyldienes are expelled giving the (μ -acetylene)dimetal complex $[\text{Ru}_2(\mu\text{-HCCH})(\mu\text{-CO})(\eta\text{-C}_5\text{H}_5)_2]$, whereas $[\text{Ru}_2(\mu\text{-CHMe})(\mu\text{-CO})(\text{CO})_2(\eta\text{-C}_5\text{H}_5)_2]$ gives an "insertion" product.¹⁹⁸ Heating to 200 °C also effects coupling of the two alkyldiene groups to give Me₂C=CHMe (70%).²⁴⁰



$[\text{Ru}_2(\mu\text{-CHMe})(\mu\text{-CO})(\text{CO})_2(\eta\text{-C}_5\text{H}_5)_2]$ gives an "insertion" product.¹⁹⁸ Heating to 200 °C also effects coupling of the two alkyldiene groups to give Me₂C=CHMe (70%).²⁴⁰

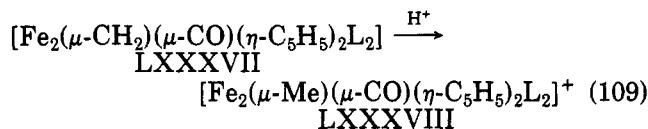
The bridging methylenes in $[\text{Rh}_2(\mu\text{-CH}_2)_2\text{Me}_2(\eta\text{-C}_5\text{Me}_5)_2]$, (LXXXVI), are exceptionally robust.^{245,246} They remain intact during Me/Cl exchange with HCl to produce $[\text{Rh}_2(\mu\text{-CH}_2)_2\text{Cl}_2(\eta\text{-C}_5\text{Me}_5)_2]$ and this in turn undergoes further Cl/X exchange with NaX (X = Br, I, N₃, or SCN) or Cl/Et exchange with Al₂Et₆.²⁴⁶ Pyrolysis of LXXXVI at 350 °C gave methane (48%), ethylene (20%), ethane (2%), and propylene (30%).^{245a} Production of methane and propylene is thought to arise as shown in eq 108, a sequence which may closely



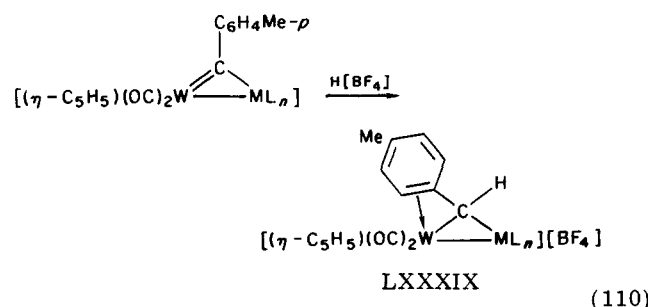
resemble reaction pathways in Fischer-Tropsch catalysis. The more ready decomposition of the cis over the trans isomer presumably reflects a preferred arrangement of the methylenes and methyl groups in the transition state. The original low-yield synthesis of

LXXXVI from $[\text{Rh}_2\text{Cl}_4(\eta\text{-C}_5\text{Me}_5)_2]$ and Al_2Me_6 , accomplished by the somewhat hazardous procedure of exposure to air at a defined point in the reaction sequence, is much improved if a hydrogen acceptor (acetone) is added to the heterobimetallic intermediate, $[(\eta\text{-C}_5\text{Me}_5)\text{RhMe}_2(\mu\text{-Me})\text{AlMeCl}]$ ($\text{L} = \text{e.g., AlMe}_2\text{Cl}$).^{245b}

Protonation of a singly bridging alkylidene to give a stable (μ -alkyl)dimetal cationic complex has now been demonstrated with both homonuclear, (eq 109, $\text{L}_2 =$



$(\text{CO})_2$ ²³⁴ or $\mu\text{-dppm}$ ²³⁵), and heteronuclear dimetal complexes (eq 110, $\text{ML}_n = \text{Co}(\text{CO})(\eta\text{-C}_5\text{Me}_5)$ or $\text{Pt}(\text{PMe}_3)_2$).²³⁰ For the homonuclear diiron complex LXXXVIII ($\text{L} = \text{CO}$) NMR data were strongly supportive of a solution structure with an Fe-C-H inter-

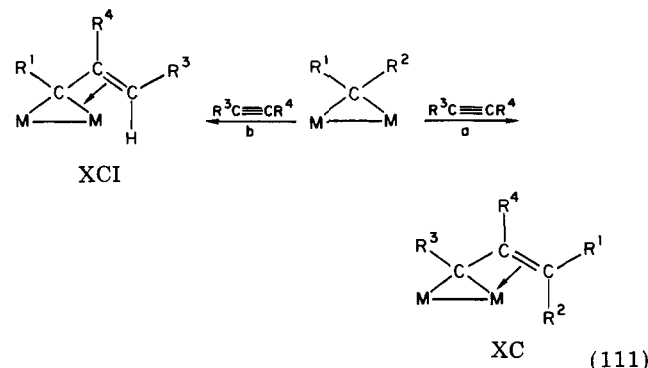


action rather than the better known symmetrical bridge, as in L. Unlike $[\text{Os}_3(\mu\text{-Me})(\mu\text{-H})(\text{CO})_{10}]$, which also shows evidence of an Os-C-H interaction in solution but exists in the solid state exclusively as the methylene-bridged $[\text{Os}_3(\mu\text{-CH}_2)(\mu\text{-H})_2(\text{CO})_{10}]$,⁴⁰ a single crystal X-ray study²³⁵ of LXXXVIII, $\text{L}_2 = \mu\text{-dppm}$ (Figure 65) revealed that the asymmetric methyl bridge is retained in the solid state. The methyl is attached to one iron by an Fe-C σ -bond and to the other via an $\eta^2\text{-C-H}$ interaction, cf. $[\text{Fe}_4(\mu\text{-CH})(\mu\text{-H})(\text{CO})_{12}]$ ²¹⁰ which has a similar Fe-C-H structure. It is thus a good representation of a possible intermediate along the pathway for α -elimination at a dimetal center or the reverse process, the formation of methyl groups from methylene and hydrido ligands. Hydride removal from LXXXVII ($\text{L} = \text{CO}$) with $[\text{Ph}_3\text{C}][\text{PF}_6]$ provided $[\text{Fe}_2(\mu\text{-CH})(\mu\text{-CO})(\text{CO})_2(\eta\text{-C}_5\text{H}_5)_2][\text{PF}_6]$, the first example of the simplest μ -alkylidene ($\mu\text{-CH}$).²³⁴ The alkylidene carbon shows the lowest downfield shift in the ¹³C NMR of any known diamagnetic complex (δ , 490.2 ppm).

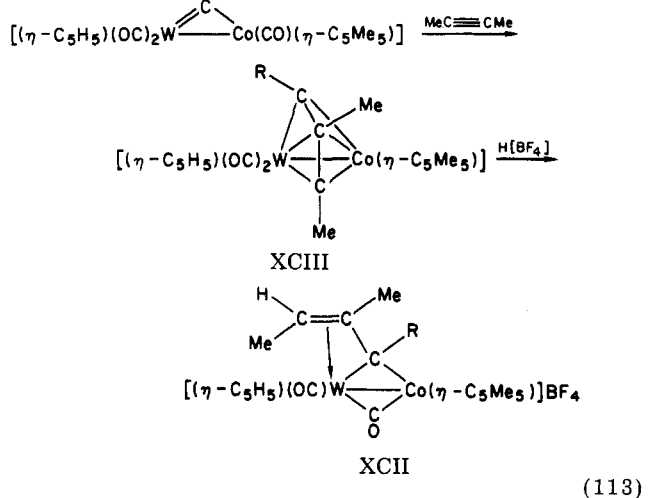
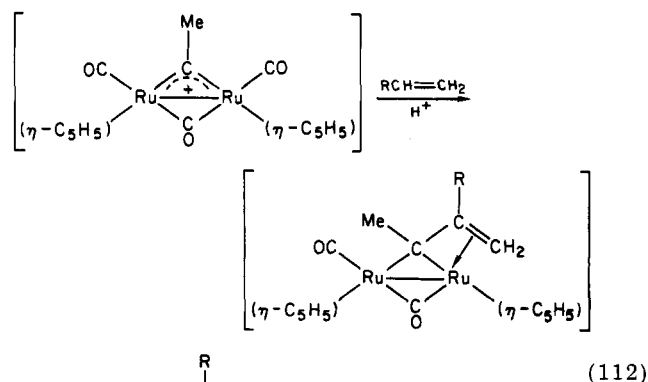
Structural data (X-ray) are available for the heteronuclear complex LXXXIX [$\text{ML}_n = \text{Pt}(\text{PMe}_3)_2$], showing a not unprecedented $\mu\text{-}\eta^1, \eta^3$ -coordination of the alkylidene.²³⁰ Whereas LXXXIX [$\text{ML}_n = \text{Co}(\text{CO})(\eta\text{-C}_5\text{Me}_5)$] is readily deprotonated by $\text{K}[\text{BH}(\text{CHMeEt})_3]$, LXXXIX [$\text{ML}_n = \text{Pt}(\text{PMe}_3)_2$] gives a stable, neutral ($\mu\text{-CHC}_6\text{H}_4\text{Me-}p$)($\mu\text{-H}$) complex which, unlike the cationic $[\text{Rh}_2(\mu\text{-CH}_2)(\mu\text{-H})(\text{CO})_2(\eta\text{-C}_5\text{H}_5)_2]^+$,^{77,93} shows no tendency to isomerize to a μ -methyl species.

Some differences are beginning to emerge in the reactions of bridging alkylidenes and alkylidyne complexes with alkenes or alkynes, steps of considerable importance in metathesis and ring-opening polymerization of olefins and in alkyne polymerization. Whereas a number of

homonuclear μ -alkylidene complexes of W ,^{196,229,284} Fe ,¹⁹⁸ and Ru ¹⁹⁸ react readily with alkynes to afford the "products of insertion", XC, (eq 111, path a), the het-



eronuclear LXXXIX [$\text{ML}_n = \text{Co}(\text{CO})(\eta\text{-C}_5\text{Me}_5)$] gives the "product of addition", $[(\eta\text{-C}_5\text{H}_5)(\text{OC})\text{W}\{\mu\text{-}\eta^1, \eta^3\text{-C}(\text{C}_6\text{H}_4\text{Me-}p)\text{CMeCHMe}\}(\mu\text{-CO})\text{Co}(\eta\text{-C}_5\text{Me}_5)][\text{BF}_4]$ (XCI, eq 111, path b) with but-2-yne.²³⁰ A (μ -alkylidyne)diruthenium complex also gives the "product of addition" in reactions with alkenes (eq 112, $\text{R} = \text{H}$ or



Me).²¹⁵

An alternative synthesis of a complex of type XCII involves the sequence of eq 113 ($\text{R} = \text{C}_6\text{H}_4\text{Me-}p$),²³⁰ suggesting the possibility that an intermediate of the type XCIII is involved in both "insertion" and "addition" (eq 111), the precise course of the reaction depending on a delicate balance between simple rearrangement (insertion) and rearrangement with a 1,3-hydrogen transfer (addition).

Two (μ -alkenyl)dirhodium complexes $[\text{Rh}_2(\mu\text{-CR}=\text{CH}_2)(\mu\text{-CO})(\text{CO})(\eta\text{-C}_9\text{H}_7)_2][\text{BF}_4]$, XCIV ($\text{C}_9\text{H}_7 = \text{inde}$

TABLE IXa. (μ -Alkynyl)dimetal Complexes

| compound | preparation | comments | ref |
|--|--|---|-----|
| $[\text{W}_2(\mu-\eta^1, \eta^2-\text{C}\equiv\text{CPh})(\text{PhC}\equiv\text{CH})(\text{CH})(\text{CO})_4(\eta^2-\text{C}_5\text{H}_5)_2][\text{BF}_4]$ | $[\text{W}(\text{C}\equiv\text{CPh})(\text{CO})_3(\eta^2-\text{C}_5\text{H}_5)] + \text{H}[\text{BF}_4]$ | X-ray | 263 |
| $[\text{Fe}_2(\mu-\text{C}\equiv\text{CPh})(\mu-\text{PPh}_2)(\text{CO})_4(\text{CNBu-}t)_2]$ | $[\text{Fe}_2(\mu-\text{C}\equiv\text{CPh})(\mu-\text{PPh}_2)(\text{CO})_6] + t\text{-BuNC}$ | X-ray; monosubstitution product also obtained | 281 |

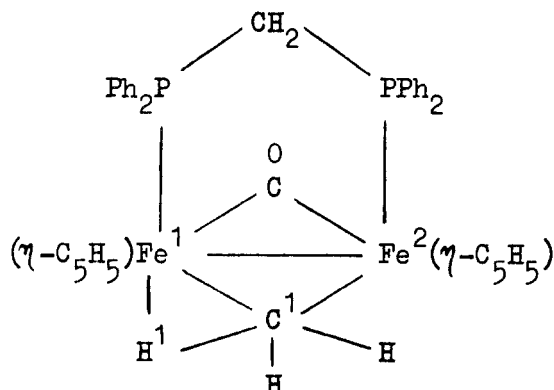
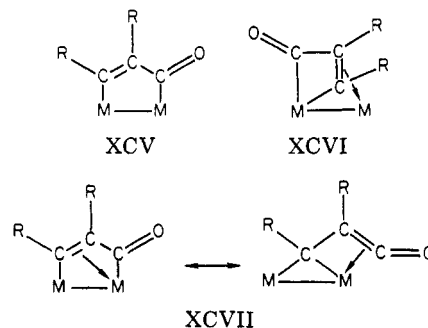


Figure 65. Schematic representation of the molecular structure (one of the two crystallographically independent cations) of $[\text{Fe}_2(\mu\text{-Me})(\mu\text{-dppm})(\eta\text{-C}_5\text{H}_5)_2]^+$. Bond lengths: Fe-Fe, 2.544 (1); Fe(1)-C(1), 2.108 (3); Fe(2)-C(1), 2.008 (4); Fe(1)-H(1), 1.64 (4); C(1)-H(1), 1.06 (4) Å. Angles, Fe(1)-C(1)-Fe(2), 76.3 (1); Fe(1)-H(1)-C(1), 101 (3)°. All hydrogens were located.²³⁵

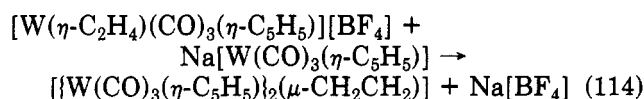
nyl), have been obtained by closely related reactions. Protonation of the bridged vinylidene complex $[\text{Rh}_2(\eta\text{-C}=\text{CH}_2)(\text{CO})_2(\eta\text{-C}_9\text{H}_7)_2]$ gave XCV (R = H) and not the alternative bridged alkylidyne ($\mu\text{-CMe}$) as previously observed for Mn (eq 39)⁹¹ and Ru (eq 38).^{80,89} Protonation of the bridged allene-dimetal complex $[\text{Rh}_2(\mu\text{-C}_3\text{H}_4)(\text{CO})_2(\eta\text{-C}_9\text{H}_7)_2]$ gave the bridged methylvinyl XCV (R = Me);²⁶¹ deuteration showed exclusive addition to the terminal methylene group(s) thus excluding a pathway involving a bridging allyl species (cf. ref 285).

Cobalt readily exchanges bridging methylene and terminal cyclopentadienyl groups. The heteronuclear $[\text{CoRh}(\mu\text{-CH}_2)(\text{CO})_2(\eta\text{-C}_5\text{H}_5)_2]$ and homonuclear $[\text{Rh}_2(\mu\text{-CH}_2)(\text{CO})_2(\eta\text{-C}_5\text{H}_5)_2]$ were obtained by interaction of $[\text{Co}_2(\mu\text{-CH}_2)(\text{CO})_2(\eta\text{-C}_5\text{H}_5)_2]$ and $[\text{Rh}_2(\text{CO})_4(\eta\text{-C}_5\text{H}_5)_2]$,²¹³ while the Co^{I} and Co^{III} species $[\text{Co}(\eta\text{-C}_5\text{H}_5)(\text{PPh}_3)_2]$ and $[\text{Co}(\eta\text{-C}_5\text{H}_4\text{Me})\text{Me}_2(\text{PPh}_3)]$ exchanged cyclopentadienyl groups, most plausibly *via* a symmetrically bridged intermediate of the type well-known with palladium,²⁸⁷ (cf. ref 285). Bridging methylenes can be incorporated into oxygenated products in high yield;²⁸⁸ $[\text{Fe}_2(\mu\text{-CH}_2)(\text{CO})_8]$ reacted with alcohols (ROH) at 105 °C, or at 20 °C in the presence of phosphines, phosphites, or AlBr_3 to give alkyl acetates, $\text{H-CH}_2\text{COOR}$ (R = Me or Et).

The importance of single crystal X-ray diffraction studies in the resolution of structural ambiguities with bridging ligands is shown with $\mu\text{-C(R)C(R)CO}$, obtained from $\text{RC}\equiv\text{CR}$ and CO and a possible intermediate in the metal-catalyzed carbonylation of alkynes. Isomeric forms XCV occur in $[\text{Rh}_2(\mu\text{-C}(\text{CF}_3)\text{C}(\text{CF}_3)\text{CO})(\text{CO})_2(\eta\text{-C}_5\text{H}_5)_2]$,²⁶² XCVI $[\text{W}_2(\mu\text{-C}(\text{COOMe})\text{C}(\text{COOMe})\text{CO})(\text{CO})_4(\eta\text{-C}_5\text{H}_5)_2]$,²⁵⁹ and XCVII is found in $[\text{Ru}_2(\mu\text{-CPhCPhCO})(\mu\text{-CO})(\text{CO})_2(\eta\text{-C}_5\text{H}_5)_2]$.²⁶⁰ The lability of the $\mu\text{-CPhCPhCO}$ ligand has been exploited with the Ru complex which was found to be a very convenient starting material for the synthesis of other μ -hydrocarbyl, in particular μ -alkylidene, complexes.²⁴¹



An interesting new synthetic approach to $\mu\text{-CH}_2\text{CH}_2\text{-}$ bridged dimetallic complexes (section II) is by nucleophilic attack of a carbonylmethylate anion on a $\eta\text{-C}_2\text{H}_4\text{-}$ metal cationic complex;²⁹⁰ an example is shown in eq 114.



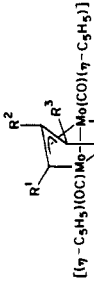
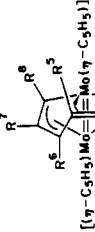
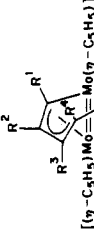
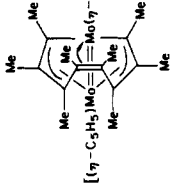
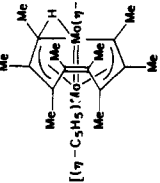
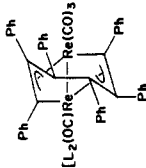
B. Mid 1982 to End of 1982 (Added in Proof)

Since this article was submitted for publication a number of relevant papers have appeared. This short addendum completes the literature coverage to the end of 1982.

The osmium complexes $[\text{Os}_2(\mu\text{-(CH}_2)_n)(\text{CO})_8]$ ($n = 1, 2, \text{ or } 3$) were prepared by reaction of $\text{Na}_2[\text{Os}_2(\text{CO})_8]$ with the corresponding α, ω -disubstituted alkane.²⁹² The synthesis and structure of $[\text{Pt}_2(\mu\text{-CH}_2\text{C}_6\text{H}_4\text{CH}_2\text{-o})(\mu\text{-Ph}_2\text{PCH}_2\text{PPh}_2)\text{Me}_4\text{Br}_2]$ have been reported,²⁹³ and a further example of a bridging bis(carbene) ligand (see also Table XIII) in $[\text{Ru}_2(\mu\text{-C}=\text{CHCCH}_2\text{CMe}_2\text{-CH}_2\text{CCH})_2(\eta\text{-C}_5\text{H}_5)_2(\text{PPh}_3)_4][\text{PF}_6]_2$ has now been described.²⁹⁴

Numerous novel complexes containing a μ -geminal 1,1-alkylidene ligand have been reported: $[\text{M}_2(\mu\text{-CHSiMe}_2\text{NSiMe}_3)_2\{\text{N}(\text{SiMe}_3)_2\}_4]$ (M = Zr or Hf);²⁹⁵ $[\text{Mo}_2(\mu\text{-CH}_2)(\mu\text{-CH}_2\text{N}_2)(\eta\text{-C}_5\text{Me}_5)_2(\text{CO})_4]$;²⁹⁶ $[\text{N}(\text{PPh}_3)_2][\text{W}_2(\mu\text{-CHC}_6\text{H}_4\text{Me-}p)(\eta\text{-C}_5\text{H}_5)(\text{CO})_7]$;²⁹⁷ $[\text{WAu}(\mu\text{-CHC}_6\text{H}_4\text{Me-}p)(\eta\text{-C}_5\text{H}_5)(\text{CO})_2(\text{PPh}_3)]$;²⁹⁷ $[\text{FeMn}(\mu\text{-CH}_2)(\text{CO})_5(\mu\text{-CO})(\eta\text{-C}_5\text{H}_5)]$ (two crystallographic forms identified);²⁹⁸ $[\text{FeCo}(\mu\text{-C}(\text{SMe})_2)(\eta\text{-CO})(\text{CO})_4]$;²⁹⁹ $[\text{Rh}_2(\mu, \mu\text{-CHCMe}_2\text{CHCO})(\eta\text{-C}_5\text{Me}_5)_2(\mu\text{-CO})]$;³⁰⁰ $[\text{Rh}_2(\mu\text{-CH}_2)(\mu\text{-CF}_3\text{C}\equiv\text{CCF}_3)(\text{Ph}_2\text{PCH}_2\text{PPh}_2)_2\text{Cl}_2]$;³⁰¹ and $[\text{M}_2(\mu\text{-CCH}_2(\text{CH}_2)_3\text{CH}_2)(\eta\text{-C}_5\text{Me}_5)_2(\mu\text{-CO})_2]$, the first example of a saturated carbocyclic alkylidene bridge (M = Co or Rh).³⁰² Reaction of sulfur dioxide with $[\text{Rh}_2(\mu\text{-CH}_2)(\eta\text{-C}_5\text{Me}_5)_2(\mu\text{-CO})_2]$ leads to insertion and ring expansion affording a $\mu\text{-CH}_2\text{SO}_2$ bridged structure;³⁰³ similarly diphenylacetylene inserts into the iridium-methylene-bridged complex to yield $[\text{Ir}_2(\mu\text{-CPhCPh}=\text{CH}_2)(\mu\text{-CH}_2)(\eta\text{-C}_8\text{H}_{12})_2]$.³⁰⁴ The cyclooctadiene ligand in $[\text{WPt}(\mu\text{-C}(\text{OMe})\text{C}_6\text{H}_4\text{Me-}p)(\text{CO})_5(\eta\text{-C}_8\text{H}_{12})]$ is dis-

TABLE Xa. μ -Allyl, μ -Cyclopentadienyl, and Related Dimetal Complexes

| compound | preparation | comments | ref |
|---|--|---|-----------------------------|
| $[\text{Ti}_2(\mu-\eta^1, \eta^5\text{-C}_5\text{Me}_4\text{CH}_2)(\mu\text{-O})_2(\eta\text{-C}_5\text{Me}_5)_2]$ $[(\mu_2\text{-N}_2)_2\{\text{Ti}_2(\eta^5, \eta^5\text{-C}_{10}\text{H}_8)(\eta\text{-C}_5\text{H}_5)_2\}]$ $\{\text{Ti}_2(\eta^1, \eta^5\text{-C}_5\text{H}_4)(\eta\text{-C}_5\text{H}_5)_2\}$ | $[\text{Ti}(\eta\text{-C}_5\text{Me}_5)_2] + \text{N}_2\text{O}$ $[\text{Ti}_2(\mu-\eta^1, \eta^5\text{-C}_5\text{H}_4)(\eta\text{-C}_5\text{H}_5)_2] + \text{N}_2$ | X-ray; first structurally characterized $\mu\text{-C}_5\text{Me}_4\text{CH}_2$ complex X-ray | 264 265 |
|  | $[\text{Mo}_2(\text{CO})_4(\text{RC}\equiv\text{CR})(\eta\text{-C}_5\text{H}_5)_2] + \text{R}'\text{C}\equiv\text{CR}'$ | $\text{R}^1 = \text{R}^2 = \text{R}^5 = \text{R}^6 = \text{COOMe}$, $\text{R}^3 = \text{R}^4 = \text{H}$, COOMe , or SiMe_3 ; $\text{R}^3 = \text{R}^4 = \text{R}^5 = \text{R}^6 = \text{COOMe}$, $\text{R}^1 = \text{R}^2 = \text{H}$ or SiMe_3 ; $\text{R}^1 = \text{R}^2 = \text{H}$, $\text{R}^3 = \text{R}^4 = \text{R}^5 = \text{R}^6 = \text{Ph}$ | 193, 256 |
|  | $[\text{Mo}_2(\text{CO})_4(\text{RC}\equiv\text{CR})(\eta\text{-C}_5\text{H}_5)_2] + \text{R}'\text{C}\equiv\text{CR}'$ | several complexes; X-ray, $\text{R}^1 = \text{R}^2 = \text{R}^3 = \text{R}^4 = \text{R}^7 = \text{R}^8 = \text{COOMe}$; $\text{R}^5 = \text{R}^6 = \text{H}$ | 193, 256, 266, 267 |
|  | $[\text{Mo}_2(\text{CO})_4(\text{RC}\equiv\text{CR})(\eta\text{-C}_5\text{H}_5)_2] + \text{RC}\equiv\text{CR}$ | $\text{R} = \text{COOMe}$, X-ray | 256, 266 |
|  | $[\text{Mo}(\text{NCMe})(\text{MeC}\equiv\text{CMe})(\eta\text{-C}_5\text{H}_5)][\text{BF}_4] +$ $\text{Na}[\text{Fe}(\text{CO})_2(\eta\text{-C}_5\text{H}_5)]$ | X-ray | 194 |
|  | product above + CF_3COOH | X-ray | 194 |
| $[\text{Mo}_2(\mu-\eta^1, \eta^5\text{-C}_5\text{H}_4)(\text{CO})_3(\eta\text{-C}_5\text{H}_5)_2]$ $[\text{Mo}_2(\mu-\eta^1, \eta^5\text{-C}_5\text{H}_4)(\text{H})(\eta\text{-C}_5\text{H}_5)_3]$ $[\text{WIr}(\mu-\eta^1, \eta^5\text{-C}_5\text{H}_4)(\mu\text{-H})_2(\text{H})\text{L}(\eta\text{-C}_5\text{H}_5)]$ | $[\text{Mo}_2(\text{CO})_6(\eta\text{-C}_5\text{H}_5)_2] + \text{C}_5\text{H}_5\text{N}_2$; $[\text{Mo}_2(\text{OAc})_4] + \text{NaC}_5\text{H}_5$, CO $[\text{Mo}_2(\text{OAc})_4] + \text{NaC}_5\text{H}_5$, PPh_3 $[\text{WH}_2(\eta\text{-C}_5\text{H}_5)_2] + [\text{IrH}_2\text{L}_2(\text{EtOH})_2][\text{PF}_6]$ | X-ray X-ray L = e.g., PEt_3 , PPh_3 , rare example of $\mu\text{-}\eta^1, \eta^5\text{-C}_5\text{H}_4$ with bridging hydrides and with late transition metal | 237, 268 268 269 |
|  | $[\text{Re}_2(\text{CO})_{10}] + (\text{i}) \text{PhC}\equiv\text{CPh}$, (ii) L | X-ray, L = $p\text{-MeC}_6\text{H}_4\text{SO}_2\text{CH}_2\text{NC}$ | 270 |

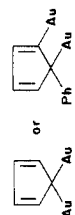

| | | | |
|---|---|--|-------------------|
| $[\text{Ru}_2(\mu-\eta^1, \eta^3\text{-C}_5\text{H}_4)(\text{CO})_2(\eta\text{-C}_5\text{H}_5)_2]$ $[(\eta\text{-C}_5\text{H}_5)(\text{OC})\text{Ru}(\mu\text{-CO})_2\text{Ru}(\text{CO})_2(\mu-\eta^1, \eta^5\text{-C}_5\text{H}_4)]$ $[\text{Au}_2(\mu\text{-C}_5\text{Ph}_3)(\text{PPh}_3)_2]$ | $[\text{Ru}_2(\mu\text{-CPh}_2\text{CPhCO})(\mu\text{-CO})(\text{CO})(\eta\text{-C}_5\text{H}_5)_2] + \text{C}_3\text{H}_4$ $[\text{Ru}_2(\text{CO})_4(\eta\text{-C}_5\text{H}_5)_2] + \text{PhC}\equiv\text{CPh}$ $[(\text{AuPPh}_3)_3\text{O}][\text{BF}_4] + (\text{i}) \text{Ph}_3\text{C}_5\text{H}_2, (\text{ii}) \text{NaH}$ | minor product bonding?  | 241 260 271 |
| $[\text{Au}(\eta^5\text{-}(\text{Au}_2(\mu\text{-C}_5\text{Ph}_3)(\text{PPh}_3)_2)\{\text{PPh}_3\})][\text{BF}_4]$ | $[\text{Au}(\text{C}_5\text{Ph}_4\text{H})\text{PPh}_3] + [\text{AuPPh}_3][\text{BF}_4]$ | X-ray, skeleton  | 271 |

TABLE XIIa. μ -Hydrocarbyl- Main-Group Metal-Transition-Metal Complexes

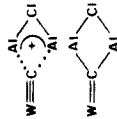
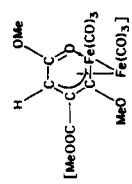
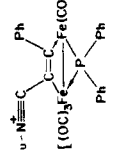
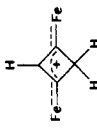
| compound | preparation | comments | ref |
|---|--|---|------|
| $[\text{ZrAl}(\mu\text{-CHCH}_2\text{R})(\mu\text{-Cl})\text{R}'_2(\eta\text{-C}_5\text{H}_5)_2]$ $[\text{ZrAl}(\mu\text{-}\eta^2\text{-CH}_2\text{CHR})(\mu\text{-C})(\mu\text{-C})\text{R}'_2(\eta\text{-C}_5\text{H}_5)_2]$ | $[\text{Zr}(\text{CH}=\text{CHR})\text{Cl}(\eta\text{-C}_5\text{H}_5)_2] + \text{HAIR}'_2$ or $[\text{ZrH}(\text{C})(\eta\text{-C}_5\text{H}_5)_2] + \text{AIR}'_2(\text{CH}=\text{CHR})$ | R = Me, Bu, or Bu- <i>t</i> ; R' = Me or Bu- <i>t</i> ; ratio of products depends on steric bulk of R. μ -Cl replaceable by a range of nucleophiles including $\text{CH}_2\text{Bu-}t$. $[\text{TiAl}(\mu\text{-CHEt})(\mu\text{-Cl})(\text{Pr-}i)(\eta\text{-C}_5\text{H}_5)_2]$ also prepared. | 273 |
| $[\text{MAl}(\mu\text{-C}=\text{CMeR})(\text{Me})_2(\text{Cl})(\eta\text{-C}_5\text{H}_5)_2]$ | $[\text{TiCl}_2(\eta\text{-C}_5\text{H}_5)_2]$ or $[\text{ZrMeCl}(\eta\text{-C}_5\text{H}_5)_2] + \text{RC}=\text{CAIMe}_2$ | M = Ti or Zr; R = Pr or pentyl, useful as alkenylidene and alkenyl transfer agents | 274 |
| $[\text{W}(\text{CAI}_2\text{Me}_4\text{Cl})(\text{Me})(\text{PMe}_3)_2(\text{C}_2\text{H}_4)]$ | $[\text{WAl}(\mu\text{-CH})(\mu\text{-Me})\text{Cl}_2(\text{Me})(\text{PMe}_3)_3] + \text{Al}_2\text{Me}_6, \text{C}_2\text{H}_4$ | bonding descriptions | 275 |
| $[\text{RhAl}(\mu\text{-Me})\text{Me}_3(\text{Cl})(\text{L})(\eta\text{-C}_5\text{Me}_5)]$ | $[\text{Rh}_2(\mu\text{-Cl})_2\text{Cl}_2(\eta\text{-C}_5\text{Me}_5)_2] + \text{Al}_2\text{Me}_6$ | $\text{w}=\text{C} \rightarrow \text{Cl}$ preferred over  | 245b |

TABLE XIIIa. Miscellaneous μ -Hydrocarbyl- or μ -Hydrocarbon-Dimetal Complexes

| compound | preparation | comments | ref |
|--|---|--|--------------------------|
| $[\text{Ta}_2(\mu\text{-}\eta^2\text{-CHO})(\mu\text{-H})\text{Cl}_4(\eta\text{-C}_5\text{Me}_4\text{Et})_2]$ $[\text{M}_2(\mu\text{-}\eta^2\text{-MeCO})(\text{CO})_4(\eta\text{-C}_5\text{H}_5)_2]$ $[\text{MPt}(\mu\text{-C}(\text{C}_6\text{H}_4\text{Me-}p)\text{L})(\text{PR}_3)_2(\mu\text{-C}_5\text{H}_5)]^{n+}$ $[\text{WRe}(\mu\text{-C}(\text{Ar})\text{PMe}_3)(\mu\text{-CO})(\text{CO})_7(\text{PMe}_3)]$ | $[\text{Ta}(\text{CH}_2\text{Bu-}t)_2\text{Cl}_4(\eta\text{-C}_5\text{Me}_4\text{Et})] + (\text{i}) \text{H}_2, (\text{ii}) \text{CO}$ $[\text{MMe}(\text{CO})_3(\eta\text{-C}_5\text{H}_5)] + [\text{M}(\text{CO})_3(\eta\text{-C}_5\text{H}_5)][\text{PF}_6]$ $[\text{MPt}(\mu\text{-CC}_6\text{H}_4\text{Me-}p)(\text{CO})_2(\text{PR}_3)_2(\mu\text{-C}_5\text{H}_5)] + \text{L}$ $[\text{WRe}(\text{CAr})(\text{CO})_9] + \text{PMe}_3$ | X-ray, side-on bonded formyl M = Mo or W (impure), side-on bonded acetyl M = Mn or Re; <i>n</i> = 1, L = PR ₃ ; <i>n</i> = 0, L = SC ₆ H ₄ Me- <i>p</i> Ar = Ph or C ₆ H ₄ Me- <i>p</i> (X-ray); further CO substitution by PMe ₃ at elevated temperature | 276 277 278 279 |
|  | $[\text{Fe}(\eta^3\text{-C}(\text{OMe})\text{C}(\text{COOMe})\text{CHCOOMe})(\text{CO})_3] + [\text{Fe}_2(\text{CO})_9]$ | X-ray | 280 |
|  | $[\text{Fe}_2(\mu\text{-C}\equiv\text{CPh})(\mu\text{-PPh}_2)(\text{CO})_6] + t\text{-BuNC}$ | X-ray; <i>i</i> -PrNH ₂ adds to N≡C | 281 |
| $[\text{Fe}_2(\mu\text{-C}_6\text{H}_5)(\text{CO})_2(\text{L})(\eta\text{-C}_5\text{H}_5)_2][\text{BF}_4]$ | $[\text{Fe}(\text{C}=\text{CH}_2)(\text{CO})(\text{L})(\eta\text{-C}_5\text{H}_5)][\text{BF}_4]$ in THF | L = PPh ₃ or P(C ₆ H ₁₁) ₃ bonding  | 291 |

placed by phosphines or diphosphines; in contrast, reaction with CO or CNBu-*t* (L) affords the cluster complex $[\text{Pt}_3\{\mu\text{-C}(\text{OMe})\text{C}_6\text{H}_4\text{Me-}p\}_3\text{L}_3]$.³⁰⁵

The cationic methylidyne complex $[\text{Fe}_2(\mu\text{-CH})(\eta\text{-CH})(\eta\text{-C}_5\text{H}_5)_2(\mu\text{-CO})(\text{CO})_2][\text{PF}_6]$ has been prepared by hydride abstraction from the methylene-bridged complex using $[\text{Ph}_3\text{C}][\text{PF}_6]$.³⁰⁶ Alkenes insert into the C-H bond of the bridging methylidyne to yield a variety of alkylidene-bridged complexes whereas reaction with CO affords the acylium complex $[\text{Fe}_2(\mu\text{-CHO})(\eta\text{-C}_5\text{H}_5)_2(\mu\text{-CO})(\text{CO})_2][\text{PF}_6]$.³⁰⁷

The alkenyl-bridged compound $[\text{Mo}_2(\mu\text{-CH}=\text{CHPh})(\eta\text{-C}_5\text{H}_5)_2(\text{O})(\text{CO})(\mu\text{-PPh}_2)]$ is obtained as a by-product from the reaction of $\text{Ph}_3\text{P}=\text{CH}_2$ with $[\text{Mo}_2(\eta\text{-C}_5\text{H}_5)_2(\text{CO})_4]$ and has been characterized by X-ray analysis.³⁰⁸ Passing $[\text{Ru}(\eta\text{-C}_5\text{H}_5)(\eta\text{-C}_3\text{H}_5)(\text{CO})]$ down a deactivated silica gel column provides easy access to $[\text{Ru}_2(\mu\text{-CHCH}=\text{CH}_2)(\eta\text{-C}_5\text{H}_5)_2(\text{CO})(\mu\text{-CO})]$;³⁰⁹ complexes of this type were previously prepared by the reaction of a μ -alkylidene species with an alkene. A simple preparation of alkenyl-bridged rhenium complexes has been reported; the UV irradiation of $[\text{Re}_2(\text{CO})_{10}]$ in the presence of a terminal alkene results in the formation of $[\text{Re}_2(\mu\text{-CH}=\text{CHR})(\mu\text{-H})(\text{CO})_8]$ (R = H, Me, Et, or *n*-C₄H₇).³¹⁰

Reaction of $[\text{Ru}_2(\mu\text{-C}_2\text{Ph}_2)(\eta\text{-C}_5\text{H}_5)_2(\mu\text{-CO})]$ with diazomethane leads to the incorporation of two methylene units: one bridging the two metal atoms, and the second reacting with the alkyne to yield $[\text{Ru}_2(\mu\text{-CH}_2)(\mu\text{-CPhCPh}=\text{CH}_2)(\eta\text{-C}_5\text{H}_5)_2(\text{CO})]$, which upon heating isomerizes to afford $[\text{Ru}_2(\mu\text{-CPhCPhCHCMe})(\eta\text{-C}_5\text{H}_5)_2(\mu\text{-CO})(\text{CO})]$ via C-C bond formation.³¹¹

Both $[\text{Pd}_2(\mu\text{-C}_5\text{H}_5)_2(\text{PPr-}i_3)_2]$ and $[\text{Pd}_2(\mu\text{-C}_5\text{H}_5)(\mu\text{-C}_3\text{H}_4)(\text{PPr-}i_3)_2]$ react with a carboxylic acid or a thiol by displacement of a cyclopentadienyl ligand to yield $[\text{Pd}_2(\mu\text{-C}_5\text{H}_5)(\mu\text{-OCOR})(\text{PPr-}i_3)_2]$ and $[\text{Pd}_2(\mu\text{-C}_3\text{H}_4)(\mu\text{-OCOR})(\text{PPr-}i_3)_2]$, respectively or the corresponding μ -SR analogues.³¹² Further reaction of the Pd₂-carboxylato-bridged complex with $\text{Na}[\text{M}(\eta\text{-C}_5\text{H}_5)(\text{CO})_3]$ (M = Cr, Mo, or W) gives the cluster complex $[\text{Pd}_2(\mu\text{-L})(\text{PPr-}i_3)_2(\mu\text{-CO})_3\text{M}(\eta\text{-C}_5\text{H}_5)]$ (L = C₅H₅ or C₃H₄).

The reaction of (cyclobutadiene)tricarbonyliron with $[\text{M}(\eta\text{-C}_5\text{H}_5)(\text{CO})_2]$ gives the ferrametalocene $[\eta\text{-Fe}(\text{CH})_3\text{CH}(\text{CO})_3\text{M}(\eta\text{-C}_5\text{H}_5)]$ [M = Co or Rh (X-ray)]; the analogous benzoferrametalocenes were prepared from benzocyclobutadienetricarbonyliron (M = Co, X-ray).³¹³

XIV. References

- (1) Fischer, E. O.; Herberhold, M. "Metal π -Complexes"; Elsevier: Amsterdam, 1972; Vol. 1 and 2.
- (2) Oliver, J. P. *Adv. Organomet. Chem.* **1977**, *15*, 235.
- (3) Vidal, J. L.; Walker, W. E. *Inorg. Chem.* **1980**, *19*, 896.
- (4) Mealli, C.; Midollini, S.; Moneti, S.; Sacconi, L. *Angew. Chem., Int. Ed. Engl.* **1980**, *19*, 931.
- (5) McClure, M. D.; Weaver, D. L. *J. Organomet. Chem.* **1973**, *54*, C59.
- (6) Pauling, L. "The Nature of the Chemical Bond"; Cornell University Press: Ithaca, 1940.
- (7) Schilling, B. E. R.; Hoffmann, R.; Lichtenberger, D. L. *J. Am. Chem. Soc.* **1979**, *101*, 585. Pinhas, A. R.; Albright, T. A.; Hoffmann, P.; Hoffmann, R. *Helv. Chim. Acta.* **1980**, *63*, 29. Hoffmann, R. *Angew. Chem., Int. Ed. Engl.* **1982**, *21*, 711.
- (8) (a) Bristow, G. S.; Lappert, M. F. unpublished results. (b) Fischer, E. O.; Chen, J.; Schübert, U. *Z. Naturforsch. B: Anorg. Chem. Org. Chem.* **1982**, *37B*, 1284. (c) Fischer, E. O.; Röll, W.; Huy, N. H. T.; Ackermann, K. *Chem. Ber.* **1982**, *115*, 2951.
- (9) Schmidbaur, H. *Acc. Chem. Res.* **1975**, *8*, 62; *Pure Appl. Chem.* **1978**, *50*, 19.
- (10) Schmidbaur, H.; Mandl, J. E.; Richter, W.; Bejenke, V.; Frank, A.; Huttner, G. *Chem. Ber.* **1977**, *110*, 2236.
- (11) Scharf, W.; Neugebauer, D.; Schubert, U.; Schmidbaur, H. *Angew. Chem., Int. Ed. Engl.* **1978**, *17*, 601.
- (12) Cotton, F. A.; Hanson, B. E.; Rice, G. W. *Angew. Chem., Int. Ed. Engl.* **1978**, *17*, 953 (structure); Mennenga, H.; Oehme, G.; Engelhardt, G. *Z. Chem.* **1974**, *14*, 160 (synthesis).
- (13) Andersen, R. A.; Jones, R. A.; Wilkinson, G. *J. Chem. Soc., Dalton Trans.* **1978**, 446.
- (14) Malik, K. M. A.; Hursthouse, M. B. cited in ref 13.
- (15) Davidson, P. J.; Lappert, M. F.; Pearce, R. *Chem. Rev.* **1976**, *76*, 219.
- (16) Kaminsky, W.; Kopf, J.; Sinn, H.; Vollmer, H.-J. *Angew. Chem., Int. Ed. Engl.* **1976**, *15*, 629.
- (17) Pope, L.; Sommerville, P.; Laing, M.; Hindson, K. J.; Moss, J. R. *J. Organomet. Chem.* **1976**, *112*, 309.
- (18) King, R. B. *J. Am. Chem. Soc.* **1963**, *85*, 1922.
- (19) Lappert, M. F.; Martin, T. R.; Atwood, J. L.; Hunter, W. E. *J. Chem. Soc., Chem. Commun.* **1980**, 476.
- (20) Shaw, B. L. *J. Am. Chem. Soc.* **1975**, *97*, 3856.
- (21) Collman, J. P.; MacLaury, M. R. *J. Am. Chem. Soc.* **1974**, *96*, 3019.
- (22) Kaminsky, W.; Kopf, J.; Thirase, G. *Justus Liebig's Ann. Chem.* **1974**, 1531.
- (23) Churchill, M. R.; Wormald, J.; Giering, W. P.; Emerson, G. F. *J. Chem. Soc., Chem. Commun.* **1968**, 1217.
- (24) Davis, R. E. *J. Chem. Soc., Chem. Commun.* **1968**, 1218.
- (25) Wengrovius, J. H.; Schrock, R. R.; Day, C. S. *Inorg. Chem.* **1981**, *20*, 1844.
- (26) Cf. King, R. B. *Adv. Organomet. Chem.* **1964**, *2*, 157.
- (27) Ofele, K.; Kreiter, C. G. *Chem. Ber.* **1972**, *105*, 529.
- (28) Cotton, F. A.; Lukehart, C. M. *J. Am. Chem. Soc.* **1971**, *93*, 2672.
- (29) Cohen, S. C. *J. Chem. Soc., Dalton Trans.* **1973**, 553.
- (30) Dobson, J. E.; Miller, R. G.; Wiggen, J. P. *J. Am. Chem. Soc.* **1971**, *93*, 554.
- (31) Rosan, A.; Rosenblum, M.; Tancrede, J. *J. Am. Chem. Soc.* **1973**, *95*, 3062.
- (32) Heins, E.; Hinck, H.; Kaminsky, W.; Oppermann, G.; Raulinat, P.; Sinn, H. *Makromol. Chem.* **1970**, *134*, 1.
- (33) Kaminsky, W.; Sinn, H. *Justus Liebig's Ann. Chem.* **1975**, 424.
- (34) Cardin, D. J.; Cetinkaya, B.; Lappert, M. F. *Chem. Rev.* **1972**, *72*, 545.
- (35) Herrmann, W. A. *Angew. Chem., Int. Ed. Engl.* **1978**, *17*, 800.
- (36) Herrmann, W. A.; Reiter, B.; Biersack, H. *J. Organomet. Chem.* **1975**, *97*, 245. Creswick, M.; Bernal, I.; Reiter, B.; Herrmann, W. A. *Inorg. Chem.* **1982**, *21*, 645.
- (37) Tebbe, F. N.; Parshall, G. W.; Reddy, G. S. *J. Am. Chem. Soc.* **1978**, *100*, 3611.
- (38) Tebbe, F. N.; Parshall, G. W.; Ovenall, D. W. *J. Am. Chem. Soc.* **1979**, *101*, 5074.
- (39) Schrock, R. R.; Sharp, P. R. *J. Am. Chem. Soc.* **1978**, *100*, 2389.
- (40) Schultz, A. J.; Williams, J. M.; Calvert, R. B.; Shapley, J. R.; Stucky, G. D. *Inorg. Chem.* **1979**, *18*, 319.
- (41) Jones, R. A.; Wilkinson, G.; Galas, A. M. R.; Hursthouse, M. B.; Malik, K. M. A. *J. Chem. Soc., Dalton Trans.* **1980**, 1771.
- (42) Hoffmann, P. *Angew. Chem., Int. Ed. Engl.* **1979**, *18*, 554. Pinhas, A. R.; Albright, T. A.; Hoffmann, P.; Hoffmann, R. *Helv. Chim. Acta.* **1980**, *63*, 29.
- (43) Halbert, T. R.; Leonowicz, M. E.; Maydonovitch, D. J. *J. Am. Chem. Soc.* **1980**, *102*, 5101.
- (44) Herrmann, W. A.; Schweizer, I. *Z. Naturforsch., B: Anorg. Chem., Org. Chem.* **1978**, *33B*, 911.
- (45) Clauss, A. D.; Dimas, P. A.; Shapley, J. R. *J. Organomet. Chem.* **1980**, *201*, C31. Herrmann, W. A.; Plank, J.; Bauer, C.; Ziegler, M. L.; Guggolz, E.; Alt, R. *Z. Anorg. Allg. Chem.* **1982**, *487*, 85.
- (46) Howard, J. A. K.; Jeffery, J. C.; Laguna, M.; Navarro, R.; Stone, F. G. A. *J. Chem. Soc., Chem. Commun.* **1979**, 1170.
- (47) Sumner, C. E.; Riley, P. E.; Davis, R. E.; Pettit, R. *J. Am. Chem. Soc.* **1980**, *102*, 1752. Sumner, C. E.; Collier, J. A.; Pettit, R. *Organometallics* **1982**, *1*, 1350.
- (48) (a) Herrmann, W. A.; Schweizer, I.; Creswick, M.; Bernal, I. *J. Organomet. Chem.* **1979**, *165*, C17. (b) Bernal, I.; Creswick, M.; Herrmann, W. A. *J. Organomet. Chem.* **1979**, *172*, C39. (c) Herrmann, W. A.; Krüger, C.; Goddard, R.; Bernal, I. *J. Organomet. Chem.* **1977**, *140*, 73.
- (49) Levisalles, J.; Rudler, H.; Jeannin, Y.; Dahan, F. *J. Organomet. Chem.* **1980**, *188*, 193. Parlier, A.; Rose, F.; Rudler, M.; Rudler, H. *Ibid.* **1982**, *235*, C13.
- (50) Fischer, E. O.; Lindner, T. L.; Fischer, H.; Huttner, G.; Friedrich, P.; Kreissl, F. R. *Z. Naturforsch., B: Anorg. Chem., Org. Chem.* **1977**, *32B*, 648.
- (51) Foltz, K.; Huffman, J. C.; Lewis, L. N.; Caulton, K. G. *Inorg. Chem.* **1979**, *18*, 3483.
- (52) (a) Sternberg, W.; Shukys, J. G.; Donne, C. D.; Markby, R.;

- Friedel, R. A.; Wender, I. *J. Am. Chem. Soc.* **1959**, *81*, 2339.
 (b) Mills, O. S.; Robinson, G. *Inorg. Chim. Acta.* **1967**, *1*, 61.
- (53) Pauson, P. L.; Bagga, M. M., cited by Mills, O. S.; Redhouse, A. D. *J. Chem. Soc. A* **1968**, 1282.
- (54) Brown, M. P.; Fisher, J. R.; Franklin, S. J.; Puddephatt, R. J.; Seddon, K. R. *J. Chem. Soc., Chem. Commun.* **1978**, 749.
- (55) Mills, O. S.; Redhouse, A. D. *J. Chem. Soc. A* **1968**, 1282.
- (56) Horváth, I. T.; Pályi, G.; Markó, L.; Andreetti, G. *J. Chem. Soc., Chem. Commun.* **1979**, 1054.
- (57) Ueda, H.; Kai, Y.; Yasuoka, N.; Kasai, N. *Bull. Chem. Soc. Jpn.* **1977**, *50*, 2250.
- (58) Herrmann, W. A.; Krüger, C.; Goddard, R.; Bernal, I. *Angew. Chem., Int. Ed. Engl.* **1977**, *16*, 334.
- (59) Cramer, R. E.; Maynard, R. B.; Gilje, J. W. *J. Am. Chem. Soc.* **1978**, *100*, 5562; *Inorg. Chem.* **1980**, *19*, 2564.
- (60) Kreissl, F. R.; Friedrich, P.; Lindner, T. L.; Huttner, G. *Angew. Chem., Int. Ed. Engl.* **1977**, *16*, 314. Uedelhoven, W.; Neugebauer, D.; Kreissl, F. R. *J. Organomet. Chem.* **1981**, *217*, 183.
- (61) Boag, N. M.; Green, M.; Mills, R. M.; Pain, G. N.; Stone, F. G. A.; Woodward, P. *J. Chem. Soc., Chem. Commun.* **1980**, 1171.
- (62) Weidenheimer, K.; Ziegler, M. L. *Z. Anorg. Allg. Chem.* **1979**, *457*, 174.
- (63) Hong, P.; Nishii, N.; Sonogashira, K.; Hagihara, N. *J. Chem. Soc., Chem. Commun.* **1972**, 993.
- (64) Seel, F.; Röschenhaler, G. V. *Z. Anorg. Allg. Chem.* **1971**, *386*, 297.
- (65) Booth, B. L.; Haszeldine, R. N.; Mitchell, P. R.; Cox, J. J. *J. Chem. Soc. A* **1969**, 691.
- (66) Green, M.; Laguna, A.; Spencer, J. L.; Stone, F. G. A. *J. Chem. Soc., Dalton Trans.* **1977**, 1010.
- (67) Carroll, W. E.; Green, M.; Howard, J. A. K.; Pfeffer, M.; Stone, F. G. A. *Angew. Chem., Int. Ed. Engl.* **1977**, *16*, 793.
- (68) Aumann, R.; Wörmann, H.; Krüger, C. *Angew. Chem., Int. Ed. Engl.* **1976**, *15*, 609.
- (69) Ashworth, T. V.; Howard, J. A. K.; Laguna, M.; Stone, F. G. A. *J. Chem. Soc., Dalton Trans.* **1980**, 1593.
- (70) Berry, M.; Howard, J. A. K.; Stone, F. G. A. *J. Chem. Soc., Dalton Trans.* **1980**, 1601.
- (71) Ashworth, T. V.; Berry, M.; Howard, J. A. K.; Laguna, M.; Stone, F. G. A. *J. Chem. Soc., Chem. Commun.* **1979**, 45.
- (72) King, R. B.; Saran, M. S. *J. Am. Chem. Soc.* **1973**, *95*, 1811.
- (73) Adams, R. D.; Chodos, D. F.; Golembiski, N. M. *J. Organomet. Chem.* **1977**, *139*, C39.
- (74) Hitchcock, P. B.; Lappert, M. F.; McLaughlin, G. M.; Oliver, A. J. *J. Chem. Soc., Dalton Trans.* **1974**, 68.
- (75) Hursthouse, M. B.; Jones, R. A.; Malik, K. M. A.; Wilkinson, G. *J. Am. Chem. Soc.* **1979**, *101*, 4128.
- (76) Andersen, R. A.; Jones, R. A.; Wilkinson, G.; Malik, K. M. A.; Hursthouse, M. B. *J. Chem. Soc., Chem. Commun.* **1977**, 283.
- (77) Herrmann, W. A.; Plank, J.; Ziegler, M. L.; Balbach, B. *J. Am. Chem. Soc.* **1980**, *102*, 5906.
- (78) Calvert, R. B.; Shapley, J. R. *J. Am. Chem. Soc.* **1977**, *99*, 5225; **1978**, *100*, 6544, 7726.
- (79) Dyke, A. F.; Knox, S. A. R.; Naish, P. J.; Orpen, A. G. *J. Chem. Soc., Chem. Commun.* **1980**, 441.
- (80) Davies, D. L.; Dyke, A. F.; Endesfelder, A.; Knox, S. A. R.; Naish, P. J.; Orpen, A. G.; Plaas, D.; Taylor, G. E. *J. Organomet. Chem.* **1980**, *198*, C43. (a) Dyke, A. F.; Knox, S. A. R.; Naish, P. J.; Orpen, A. G. *J. Chem. Soc., Chem. Commun.* **1980**, 803.
- (81) Dyke, A. F.; Knox, S. A. R.; Naish, P. J. *J. Organomet. Chem.* **1980**, *199*, C47.
- (82) Levisalles, J.; Rose-Munch, F.; Rudler, H.; Daran, J.-C.; Dromzée, Y.; Jeannin, Y. *J. Chem. Soc., Chem. Commun.* **1980**, 685.
- (83) Antonova, A. B.; Kolobova, N. E.; Petrovsky, P. V.; Lokshin, B. V.; Obezyuk, N. S. *J. Organomet. Chem.* **1977**, *137*, 55.
- (84) Kolobova, N. E.; Antonova, A. B.; Khitrova, O. M. *J. Organomet. Chem.* **1978**, *146*, C17.
- (85) Berke, H. *Z. Naturforsch., B: Anorg. Chem., Org. Chem.* **1980**, *35B*, 86.
- (86) Berke, H. *J. Organomet. Chem.* **1980**, *185*, 75.
- (87) Levisalles, J.; Rudler, H.; Jeannin, Y.; Dahan, F. *J. Organomet. Chem.* **1979**, *178*, C8.
- (88) Fischer, E. O.; Winkler, E.; Huttner, G.; Regler, G. *Angew. Chem., Int. Ed. Engl.* **1972**, *11*, 238.
- (89) Dawkins, G. M.; Green, M.; Jeffery, J. C.; and Stone, F. G. A. *J. Chem. Soc., Chem. Commun.* **1980**, 1120.
- (90) Howard, T. R.; Lee, J. B.; Grubbs, R. H. *J. Am. Chem. Soc.* **1980**, *102*, 6878.
- (91) Lewis, L. N.; Huffman, J. C.; Caulton, K. G. *J. Am. Chem. Soc.* **1980**, *102*, 403.
- (92) Herrmann, W. A.; Plank, J.; Riedel, D. *J. Organomet. Chem.* **1980**, *190*, C47.
- (93) Herrmann, W. A.; Plank, J.; Guggolz, E.; Ziegler, M. L. *Angew. Chem., Int. Ed. Engl.* **1980**, *19*, 651.
- (94) Cf.: Fischer, E. O.; Schubert, U. *J. Organomet. Chem.* **1975**, *100*, 59.
- (95) Pine, S. H.; Zahler, R.; Evans, D. A.; Grubbs, R. H. *J. Am. Chem. Soc.* **1980**, *102*, 3270.
- (96) Huq, F.; Mowat, W.; Skapski, A. C.; Wilkinson, G. *J. Chem. Soc., Chem. Commun.* **1971**, 1477.
- (97) Calvert, R. B.; Shapley, J. R.; Schultz, A. J.; Williams, J. M.; Suib, S. L.; Stucky, G. D. *J. Am. Chem. Soc.* **1978**, *100*, 6240.
- (98) Cf.: Seyferth, D. *Adv. Organomet. Chem.* **1976**, *14*, 97.
- (99) Schrock, R. R. *J. Am. Chem. Soc.* **1974**, *96*, 6796.
- (100) Bochmann, M.; Wilkinson, G.; Galas, A. M. R.; Hursthouse, M. B.; Malik, K. M. A. *J. Chem. Soc., Dalton Trans.* **1980**, 1797.
- (101) Fischer, E. O.; Kellerer, W.; Zimmer-Gasser, B.; Schubert, U. *J. Organomet. Chem.* **1980**, *199*, C24.
- (102) Petterson, R. C.; Cash, G. G. *Acta Crystallogr., Sect. B* **1977**, *B33*, 2331.
- (103) Mowat, W.; Wilkinson, G. *J. Chem. Soc., Dalton Trans.* **1973**, 1120.
- (104) Summerville, R. H.; Hoffmann, R. *J. Am. Chem. Soc.* **1976**, *98*, 7240.
- (105) Nitay, M.; Priester, W.; Rosenblum, M. *J. Am. Chem. Soc.* **1978**, *100*, 3620.
- (106) Andersen, R. A.; Galyer, A. L.; Wilkinson, G. *Angew. Chem., Int. Ed. Engl.* **1976**, *15*, 609.
- (107) Ashworth, T. V.; Howard, J. A. K.; Stone, F. G. A. *J. Chem. Soc., Dalton Trans.* **1980**, 1609.
- (108) Fischer, E. O.; Huttner, G.; Lindner, T. L.; Frank, A.; Kreissl, F. R. *Angew. Chem., Int. Ed. Engl.* **1976**, *15*, 231.
- (109) Chisholm, M. H.; Cotton, F. A.; Extine, M. W.; Murillo, C. A. *Inorg. Chem.* **1978**, *17*, 696.
- (110) Clark, D. N.; Schrock, R. R. *J. Am. Chem. Soc.* **1978**, *100*, 6774.
- (111) Chetcuti, M. J.; Green, M.; Jeffery, J. C.; Stone, F. G. A.; Wilson, A. A. *J. Chem. Soc., Chem. Commun.* **1980**, 948. Jeffery, J. C.; Sambale, C.; Schmidt, M. F.; Stone, F. G. A. *Organometallics*, **1982**, *1*, 1597.
- (112) Nasta, M. A.; MacDiarmid, A. G.; Saalfeld, F. E. *J. Am. Chem. Soc.* **1972**, *94*, 2449.
- (113) Alich, A.; Nelson, N. J.; Strode, D.; Shriver, D. F. *Inorg. Chem.* **1972**, *11*, 2976.
- (114) Crease, A. E.; Legzdins, P. *J. Chem. Soc., Chem. Commun.* **1972**, 268.
- (115) King, R. B.; Harmon, C. A. *Inorg. Chem.* **1976**, *15*, 879.
- (116) Herrmann, W. A. *Angew. Chem., Int. Ed. Engl.* **1974**, *13*, 812; *J. Organomet. Chem.* **1975**, *97*, 1.
- (117) Clark, G. R.; Cochrane, C. M.; Roper, W. R.; Wright, L. J. *J. Organomet. Chem.* **1980**, *199*, C35.
- (118) Chisholm, M. H.; Cotton, F. A.; Extine, M.; Stults, B. R. *Inorg. Chem.* **1976**, *15*, 2252.
- (119) Treichel, P. M.; Benedict, J. J.; Hess, R. W.; Stenson, J. P. *J. Chem. Soc., Chem. Commun.* **1970**, 1627.
- (120) Fischer, K.; Jonas, K.; Misbach, P.; Stabba, R.; Wilke, G. *Angew. Chem., Int. Ed. Engl.* **1973**, *12*, 943.
- (121) Krüger, C.; Sekutowski, J. C.; Berke, H.; Hoffmann, R. *Z. Naturforsch., B: Anorg. Chem., Org. Chem.* **1978**, *33B*, 1110.
- (122) Jarvis, J. A. J.; Pearce, R.; Lappert, M. F. *J. Chem. Soc., Dalton Trans.* **1977**, 999.
- (123) Lappert, M. F.; Pearce, R. *J. Chem. Soc., Chem. Commun.* **1973**, *24*. Jarvis, J. A.; Kilbourn, B. T.; Pearce, R.; Lappert, M. F. *J. Chem. Soc., Chem. Commun.* **1973**, 475.
- (124) Holton, J.; Lappert, M. F.; Ballard, D. G. H.; Pearce, R.; Atwood, J. L.; Hunter, W. E. *J. Chem. Soc., Dalton Trans.* **1979**, 54.
- (125) Hursthouse, M. B.; Malik, K. M. A.; Sales, K. D. *J. Chem. Soc., Dalton Trans.* **1978**, 1314.
- (126) Andersen, R. A.; Carmona-Guzman, E.; Gibson, J. F.; Wilkinson, G. *J. Chem. Soc., Dalton Trans.* **1976**, 2204. Davis, J. I.; Howard, C. G.; Skapski, A. C.; Wilkinson, G. *J. Chem. Soc., Chem. Commun.* **1982**, 1077.
- (127) Hursthouse, M. B.; Raithby, P. R., cited in ref 126.
- (128) Holton, J.; Lappert, M. F.; Ballard, D. G. H.; Pearce, R.; Atwood, J. L.; Hunter, W. E. *J. Chem. Soc., Dalton Trans.* **1979**, 45.
- (129) Holton, J.; Lappert, M. F.; Scollary, G. R.; Ballard, D. G. H.; Pearce, R.; Atwood, J. L.; Hunter, W. E. *J. Chem. Soc., Chem. Commun.* **1976**, 425.
- (130) Scollary, G. R. *Aust. J. Chem.* **1978**, *31*, 411.
- (131) Edwards, P. G.; Mertis, K.; Wilkinson, G.; Hursthouse, M. B.; Malik, K. M. A. *J. Chem. Soc., Dalton Trans.* **1980**, 334.
- (132) Masters, A. F.; Mertis, K.; Gibson, J. F.; Wilkinson, G. *Nouv. J. Chim.* **1977**, *1*, 389.
- (133) Edwards, P. G.; Felix, F.; Mertis, K.; Wilkinson, G. *J. Chem. Soc., Dalton Trans.* **1979**, 361.
- (134) Holton, J. D. Phil. Thesis, University of Sussex, 1976.
- (135) Natta, G.; Mazzanti, G.; Giannini, U.; Cesca, S. *Angew. Chem.* **1960**, *72*, 39.
- (136) Cole-Hamilton, D. J.; Wilkinson, G. *J. Chem. Soc., Dalton Trans.* **1977**, 797.
- (137) Manzer, L. E.; Guggenberger, L. J. *J. Organomet. Chem.* **1977**, *139*, C34.
- (138) Nesmeyanov, A. N.; Perevalova, E. G.; Grandberg, K. I.;

- Lemenovskii, D. A.; Baukova, Y. V.; Afanassova, O. B. *J. Organomet. Chem.* 1974, 65, 131.
- (139) Andrianov, V. G.; Struchkov, Yu. T.; Rossinskaya, E. R. *J. Chem. Soc., Chem. Commun.* 1973, 338.
- (140) Evans, D. G.; Hughes, G. R.; Mingos, D. M. P.; Bassett, J.-M.; Welch, A. J. *J. Chem. Soc., Chem. Commun.* 1980, 1255.
- (141) Churchill, M. R.; Rotella, F. J. *Inorg. Chem.* 1978, 17, 2614.
- (142) Cotton, F. A.; Millar, M. J. *Am. Chem. Soc.* 1977, 99, 7886.
- (143) Koten, G. van; Noltes, J. G. *J. Organomet. Chem.* 1975, 84, 129.
- (144) Guss, J. M.; Mason, R.; Sotofte, J.; Koten, G. van; Noltes, J. G. *J. Chem. Soc., Chem. Commun.* 1972, 416.
- (145) Hofstee, H. K.; Boersma, J.; Kerk, G. J. M. van der *J. Organomet. Chem.* 1978, 168, 241.
- (146) Hofstee, H. K.; Boersma, J.; Kerk, G. J. M. van der *J. Organomet. Chem.* 1978, 144, 255.
- (147) Coutts, R. S. P.; Wailes, P. C. *J. Organomet. Chem.* 1970, 25, 117.
- (148) Martin-Gil, J.; Howard, J. A. K.; Navarro, R.; Stone, F. G. A. *J. Chem. Soc., Chem. Commun.* 1979, 1168.
- (149) Wailes, P. C.; Weigold, H.; Bell, A. P. *J. Organomet. Chem.* 1972, 34, 156.
- (150) Klei, E.; Teuben, J. H. *J. Organomet. Chem.* 1980, 188, 97.
- (151) Ballard, D. G. H.; Courtis, A.; Holton, J.; McMeeking, J.; Pearce, R. *J. Chem. Soc., Chem. Commun.* 1978, 994. For related work, see: Watson, P. L. *J. Am. Chem. Soc.* 1982, 104, 337; Watson, P. L.; Roe, D. C. *Ibid.* 1982, 104, 6471.
- (152) Ballard, D. G. H.; Pearce, R. *J. Chem. Soc., Chem. Commun.* 1975, 621.
- (153) Holton, J.; Lappert, M. F.; Yarrow, P. I. W., unpublished results. Yarrow, P. I. W. D. Phil., University of Sussex, 1979.
- (154) Mason, R.; Mingos, D. M. P. *J. Organomet. Chem.* 1973, 50, 53.
- (155) Mason, R. *Pure Appl. Chem.* 1973, 33, 513.
- (156) Rundle, R. E.; Lewis, P. H. *J. Chem. Phys.* 1952, 20, 132.
- (157) Fischer, E. O. et al. cited in ref 148.
- (158) Carty, A. J.; Mott, G. N.; Taylor, N. J. *J. Organomet. Chem.* 1979, 182, C69.
- (159) Carty, A. J.; Taylor, N. J.; Paik, H. N.; Smith, W. F.; Yule, J. G. *J. Chem. Soc., Chem. Commun.* 1976, 41.
- (160) Carty, A. J.; Mott, G. N.; Taylor, N. J.; Ferguson, G.; Khan, M. A.; Roberts, P. J. *J. Organomet. Chem.* 1978, 149, 345.
- (161) Wong, Y. S.; Paik, H. N.; Chieh, P. C.; Carty, A. J. *J. Chem. Soc., Chem. Commun.* 1975, 309.
- (162) Carty, A. J.; Taylor, N. J.; Smith, W. F.; Lappert, M. F.; Pye, P. L. *J. Chem. Soc., Chem. Commun.* 1978, 1017.
- (163) Belmonte, P.; Schrock, R. R.; Churchill, M. R.; Young, W. J. *J. Am. Chem. Soc.* 1980, 102, 2858.
- (164) Churchill, M. R.; Rotella, F. J.; Abel, E. W.; Mucklejohn, S. A. *J. Am. Chem. Soc.* 1977, 99, 5820.
- (165) Fischer, E. O.; Kiener, V.; Bunbury, D. St. P.; Frank, E.; Lindley, P. F.; Mills, O. S. *J. Chem. Soc., Chem. Commun.* 1968, 1378. Lindley, P. F.; Mills, O. S., *J. Chem. Soc. A* 1969, 1279.
- (166) Hein, F.; Tille, D. Z. *Anorg. Allg. Chem.* 1964, 329, 72.
- (167) Seidel, W.; Kreisel, G.; Mennenga, H. Z. *Chem.* 1976, 16, 492.
- (168) Seidel, W.; Kreisel, G. Z. *Chem.* 1974, 14, 25.
- (169) Cotton, F. A.; Koch, S.; Millar, M. J. *Am. Chem. Soc.* 1977, 99, 7372.
- (170) Jones, R. A.; Wilkinson, G. J. *Chem. Soc., Dalton Trans.* 1979, 472.
- (171) Gainsford, G. J.; Guss, J. M.; Ireland, P. R.; Mason, R.; Bradford, C. W.; Nyholm, R. S. *J. Organomet. Chem.* 1972, 40, C70; *J. Chem. Soc., Chem. Commun.* 1972, 18. Guss, J. M.; Mason, R.; Thomas, K. M.; van Koten, G.; Noltes, J. G. *J. Organomet. Chem.* 1972, 40, C79. Malone, J. F.; McDonald, W. S. *J. Chem. Soc., Dalton Trans.* 1972, 2646, 2649.
- (172) Bryndza, H. E.; Evitt, E. R.; Bergman, R. G. *J. Am. Chem. Soc.* 1980, 102, 4948.
- (173) Rice, G. W.; Tobias, R. S. *J. Organomet. Chem.* 1975, 86, C37.
- (174) Lappert, M. F.; Yarrow, P. I. W., unpublished data.
- (175) Vasil'ev, V. K.; Sokolov, V. N.; Kondratenkov, G. B. *J. Organomet. Chem.* 1977, 142, C7.
- (176) See: e.g., Khachaturov, A. S.; Breslov, L. S.; Poddubriyi, I. Ya. *J. Organomet. Chem.* 1972, 42, C18; 1974, 64, 335.
- (177) For leading references regarding the extensive body of literature dealing with alkylations see: e.g., Heck, R. F. "Organotransition Metal Chemistry"; Academic Press: New York, 1974; Coates, G. E.; Green, M. L. H.; Wade, K. "Organometallic Compounds", 3rd ed.; Chapman and Hall: London, 1968; Vol. 2.
- (178) (a) Puddephatt, R. J.; Thompson, P. J. *J. Chem. Soc., Dalton Trans.* 1975, 1810; 1977, 1219; *J. Organomet. Chem.* 1979, 166, 251. Jaward, J. H.; Puddephatt, R. J. *Inorg. Chim. Acta* 1978, 31, L391. (b) Visser, J. P.; Jaeger, W. W.; Masters, C. *Rec. Trav. Chim. Pays-Bas* 1975, 94, 70. Masters, C.; Doorn, J. A. van; Woude, C. van der; Visser, J. R. *Inorg. Chim. Acta* 1976, 19, L21.
- (179) Vasil'ev, V. K.; Sokolov, V. N.; Kondratenkov, G. P. *Proc. Acad. Sci. U.S.S.R.* 1977, 236, 518.
- (180) Cf.: Kochi, J. K. "Organometallic Mechanisms and Catalysis"; Academic Press: New York, 1978.
- (181) See: e.g., (a) Carr, B. D.; Schwartz, J. *J. Am. Chem. Soc.* 1979, 101, 3521, and references therein. (b) Negishi, E.; Horn, D. E. van *Ibid.* 1977, 99, 3168. (c) Okukodo, N.; Horn, D. E. van; Klima, W. L.; Negishi, E. *Tetrahedron Lett.* 1978, 1027.
- (182) Cf.: the various alternatives, a pathway involving Ni^{II}-Ni⁰ redox couples is preferred by many authors.
- (183) Tsou, T. T.; Kochi, J. K. *J. Am. Chem. Soc.* 1979, 101, 7547.
- (184) Cf.: Posner, G. H. *Org. React.* 1975, 22, 253.
- (185) See: e.g., Dodd, D.; Johnson, M. D.; Lockman, B. L. *J. Am. Chem. Soc.* 1977, 99, 3664 and references therein. Thayer, J. S. *Inorg. Chem.* 1979, 18, 1171. Cullen, W. R.; Dolphin, D.; Einstein, F. W. B.; Mihichuk, L. M.; Willis, A. C. *J. Am. Chem. Soc.* 1979, 101, 6898.
- (186) Gell, K. I.; Williams, G. M.; Schwartz, J. *J. Chem. Soc., Chem. Commun.* 1980, 550.
- (187) For recent reviews see: (a) Sinn, H.; Kaminsky, W. *Adv. Organomet. Chem.* 1980, 18, 99. (b) Boor, J. "Ziegler-Natta Catalysts and Polymerisations"; Academic Press: New York, 1979.
- (188) Keim, W.; Kovaldt, F. H.; Goddard, R.; Krüger, C. *Angew. Chem., Int. Ed. Engl.* 1978, 17, 466.
- (189) Keim, W.; Appel, R.; Storeck, A.; Krüger, C.; Goddard, R. *Angew. Chem., Int. Ed. Engl.* 1981, 20, 116.
- (190) Pez, G. P. *J. Chem. Soc., Chem. Commun.* 1977, 560.
- (191) Pertici, P.; Vitulli, G. *Tetrahedron Lett.* 1979, 1897.
- (192) Medema, D.; Helden, R. van *Rec. Trav. Chim. Pays-Bas* 1971, 90, 324.
- (193) Knox, S. A. R.; Stansfield, R. F. D.; Stone, F. G. A.; Winter, M. J.; Woodward, P. *J. Chem. Soc., Chem. Commun.* 1978, 221.
- (194) Green, M.; Norman, N. C.; Orpen, A. G. *J. Am. Chem. Soc.* 1981, 103, 1269.
- (195) For recent reviews see: Calderon, N.; Lawrence, J. P.; Olfstead, E. A. *Adv. Organomet. Chem.* 1979, 17, 449. Grubbs, R. H. *Progr. Inorg. Chem.* 1978, 24, 1. Katz, T. J. *Adv. Organomet. Chem.* 1977, 16, 283. Rooney, J. J.; Stewart, A. *Catalysis (London)* 1977, 1, 227. The currently held mechanism was first implicitly suggested in 1970 (Herisson, J. L.; Chauvin, J. *Makromol. Chem.* 1970, 141, 161 and explicitly and independently stated in 1972 (Cardin, D. J.; Doyle, M. J.; Lappert, M. F. *J. Chem. Soc., Chem. Commun.* 1972, 927).
- (196) Levisalles, J.; Rose-Munch, F.; Rudler, H.; Daran, J.-C.; Dromzée, Y.; Jeannin, Y. *J. Chem. Soc., Chem. Commun.* 1981, 152, and references therein.
- (197) For another mechanistic pathway involving bridged ditungsten species see: Garnier, F.; Karauz, P. *J. Mol. Catal.* 1980, 8, 91.
- (198) Dyke, A. F.; Knox, S. A. R.; Naish, P. J.; Taylor, G. E. *J. Chem. Soc., Chem. Commun.* 1980, 803.
- (199) Verkuijlen, E. *J. Mol. Catal.* 1980, 8, 107.
- (200) Muetterties, E. L. *Inorg. Chem.* 1975, 14, 951.
- (201) Johnson, B. F. G.; Kelland, J. W.; Lewis, J.; Mann, A. L.; Raithby, P. R. *J. Chem. Soc., Chem. Commun.* 1980, 547.
- (202) For recent reviews on the relationship between metal clusters and metal surfaces as catalysts see: e.g., Muetterties, E. L. *Bull. Soc. Chim. Belg.* 1975, 84, 959; *Science* 1977, 196, 839. Ugo, R. *Catal. Rev.-Sci. Eng.* 1975, 11, 225. Muetterties, E. L.; Rhodin, T. N.; Band, E.; Brucker, C.; Pretzer, W. R. *Chem. Rev.* 1979, 79, 91.
- (203) For recent reviews on metal clusters in catalysts, see: Whyman, R. "Transition Metal Clusters"; Johnson, B. F. G., Ed.; Wiley: Chichester, 1980, p 545. Jackson, S. D.; Wells, P. B.; Whyman, R.; Worthington, P. *Catalysis (London)* 1981, 4, 75. Muetterties, E. L.; Krause, M. J. *Angew. Chem., Int. Ed. Engl.* 1983, 22, 135.
- (204) Cf.: Pichler, H.; Hector, A. *Kirk-Othmer Encycl. Chem. Technol.* 2nd Ed. 1964, 4, 446.
- (205) Fischer, F.; Tropisch, H. *Brennst.-Chem.* 1926, 7, 97; *Chem. Ber* 1926, 59, 830.
- (206) Cf.: (a) Storch, H. H.; Goulombic, N.; Anderson, R. B. "The Fischer-Tropsch and Related Syntheses"; Wiley: New York, 1951. (b) Kummer, J. F.; Emmett, P. H. *J. Am. Chem. Soc.* 1953, 75, 5177. See also ref 218.
- (207) Pichler, H.; Schulz, J. *Chem. Ing. Tech.* 1970, 12, 1160. See also: Henrici-Olivé, G.; Olivé, S. *Angew. Chem., Int. Ed. Engl.* 1976, 15, 136.
- (208) Biloen, P.; Helle, H. N.; Sachtler, W. M. H. *J. Catal.* 1979, 58, 95. Biloen, P. *Recl. Trav. Chim. Pays-Bas* 1980, 99, 33.
- (209) For a recent review of metal carbide clusters, see: Tachikawa, M.; Muetterties, E. L. *Progr. Inorg. Chem.* 1981, 28, 203.
- (210) Tachikawa, M.; Muetterties, E. L. *J. Am. Chem. Soc.* 1980, 102, 4541. Beno, M. A.; Williams, J. M.; Tachikawa, M.; Muetterties, E. L. *Ibid.* 1980, 102, 4542.
- (211) Bradley, J. S.; Answell, G. B.; Hill, E. W. *J. Am. Chem. Soc.* 1979, 101, 7417.
- (212) Brady, R. C.; Pettit, R. *J. Am. Chem. Soc.* 1981, 103, 1287; 1980, 102, 6181.
- (213) Theopold, K. H.; Bergman, R. G. *J. Am. Chem. Soc.* 1981,

- 103, 2489; *Organometallics* 1982, 1, 219.
- (214) Schwartz, J.; Gell, K. I. *J. Organomet. Chem.* 1980, 184, C1.
- (215) Dyke, A. F.; Guerschais, J. E.; Knox, S. A. R.; Roué, J.; Short, R. L.; Taylor, G. E.; Woodward, P. *J. Chem. Soc., Chem. Commun.* 1981, 537.
- (216) Schmidt, G. F.; Muetterties, E. L.; Beno, M. A.; Williams, J. M. *Proc. Natl. Acad. Sci. U.S.A.* 1981, 78, 1318.
- (217) Shvo, Y.; Thomas, D. W.; Laine, R. M. *J. Am. Chem. Soc.* 1981, 103, 2461.
- (218) For recent reviews, see: (a) Rofer-DePoorter, C. K. *Chem. Rev.* 1981, 81, 447. (b) Biloen, P.; Sachtler, W. M. H. *Adv. Catal.* 1981, 30, 165. (c) Dry, M. E. In "Catalysis, Science and Technology", Anderson, J. R., Boudart, M., Eds., Springer-Verlag: Berlin, 1981; Vol. 1, p 159. (d) Herrmann, W. A. *Angew. Chem., Int. Ed. Engl.* 1982, 21, 117; *Adv. Organomet. Chem.* 1982, 20, 159. "Transition Metal Chemistry"; Müller, A., Diemann, E., Eds.; Verlag Chemie GmbH; Weinheim, 1981; pp 127-155. (e) Deluzarche, A.; Hindemann, J. P.; Kieffer, R.; Cressely, J.; Kienenmann, A. *Bull. Soc. Chim. Fr.* 1982, 329. (f) For an alternative view highlighting the oxidic rather than the metallic nature of the catalyst surface, see: Sapienza, R. S.; Sansone, M. J.; Spaulding, L. D.; Lynch, J. F. *Fund. Res. Homogeneous Catal. (Proc. Int. Workshop)* 1979, 3, 179.
- (219) Henrici-Olivé, G.; Olivé, S. *J. Mol. Catal.* 1982, 16, 111.
- (220) For more recent related work on hydrodenitrogenation, see: Laine, R. M.; Thomas, D. W.; Cary, L. W. *J. Am. Chem. Soc.* 1982, 104, 1763.
- (221) Kohler, F. H.; Prossdorf, W.; Schubert, U. *Inorg. Chem.* 1981, 20, 4096.
- (222) Bailey, N. A.; Chell, P. L.; Mukhopadhyay, A.; Tabbron, H. E.; Winter, M. J. *J. Chem. Soc., Chem. Commun.* 1982, 215.
- (223) Booth, B. L.; Casey, S.; Haszeldine, R. N. *J. Organomet. Chem.* 1982, 226, 289.
- (224) (a) Hersh, W. H.; Bergman, R. G. *J. Am. Chem. Soc.* 1981, 103, 6992. (b) Hipler, B.; Uhlig, E.; Vogel, J. *J. Organomet. Chem.* 1981, 218, C1.
- (225) Balch, A. L.; Hunt, C. T.; Lee, C.-L.; Olmstead, M. M.; Farr, J. P. *J. Am. Chem. Soc.* 1981, 103, 3764.
- (226) Briggs, J. R.; Cracker, C.; McDonald, W. S.; Shaw, B. L. *J. Chem. Soc., Dalton Trans.* 1982, 457.
- (227) Sabo, S.; Chaudret, B.; Gervais, D.; Poilblanc, R. *Nouv. J. Chim.* 1981, 5, 597.
- (228) Berke, H.; Harter, P.; Huttner, G.; Zsolnai, L. *Chem. Ber.* 1982, 115, 695.
- (229) Levisalles, J.; Rose-Munch, F.; Rudler, H.; Daran, J.-C.; Dromzée, Y.; Jeannin, Y.; Ades, D.; Fontanille, M. *J. Chem. Soc., Chem. Commun.* 1981, 1055.
- (230) Jeffery, J. C.; Moore, I.; Razay, H.; Stone, F. G. A. *J. Chem. Soc., Chem. Commun.* 1981, 1255.
- (231) Howard, J. A. K.; Mead, K. A.; Moss, J. R.; Navarro, R.; Stone, F. G. A.; Woodward, P. *J. Chem. Soc., Dalton Trans.* 1981, 743.
- (232) Kolobova, N. E.; Ivanov, L. L.; Zhvanko, O. S.; Aleksandrov, G. G.; Struchkov, Yu. T. *J. Organomet. Chem.* 1982, 228, 265.
- (233) Korswagen, R.; Alt, R.; Speth, D.; Ziegler, M. L. *Angew. Chem., Int. Ed. Engl.* 1981, 20, 1049.
- (234) Casey, C. P.; Fagan, P. J.; Miles, W. H. *J. Am. Chem. Soc.* 1982, 104, 1134. See also Kao, S. C.; Lu, P. P. Y.; Pettit, R. *Organometallics* 1982, 1, 911.
- (235) Dawkins, G. M.; Green, M.; Orpen, A. G.; Stone, F. G. A. *J. Chem. Soc., Chem. Commun.* 1982, 41.
- (236) Herrmann, W. A.; Bauer, C. *Chem. Ber.* 1982, 115, 14; *J. Organomet. Chem.* 1981, 204, C21.
- (237) Herrmann, W. A.; Kriechbaum, G.; Bauer, C.; Guggolz, E.; Ziegler, M. L. *Angew. Chem., Int. Ed. Engl.* 1981, 20, 815.
- (238) Aumann, R.; Henkel, G.; Krebs, B. *Angew. Chem., Int. Ed. Engl.* 1982, 21, 204.
- (239) Goedken, V. L.; Deakin, M. R.; Bottomley, L. A. *J. Chem. Soc., Chem. Commun.* 1982, 607. Mansuy, D.; Lecomte, J.-P.; Chottard, J.-C.; Bartoli, J.-F. *Inorg. Chem.* 1981, 20, 3119.
- (240) Cooke, M.; Davies, D. L.; Guerschais, J. E.; Knox, S. A. R.; Mead, K. A.; Roué, J.; Woodward, P. *J. Chem. Soc., Chem. Commun.* 1981, 862.
- (241) Davies, D. L.; Dyke, A. F.; Knox, S. A. R.; Morris, M. J.; *J. Organomet. Chem.* 1981, 215, C30.
- (242) Herrmann, W. A.; Huggins, J. M.; Bauer, C.; Smischek, M.; Pfisterer, H.; Ziegler, M. *J. Organomet. Chem.* 1982, 226, C59.
- (243) Bauer, C.; Guggolz, E.; Herrmann, W. A.; Kriechbaum, G.; Ziegler, M. L. *Angew. Chem. Int. Ed. Engl.* 1982, 21, 212.
- (244) Herrmann, W. A.; Huggins, J. M. *Chem. Ber.* 1982, 115, 396.
- (245) (a) Isobe, K.; Andrews, D. G.; Mann, B. E.; Maitlis, P. M. *J. Chem. Soc., Chem. Commun.* 1981, 809. (b) Vazquez de Miguel, A.; Isobe, K.; Taylor, B. F.; Nutton, A.; Maitlis, P. M. *Ibid.* 1982, 758.
- (246) Isobe, K.; Bailey, P. M.; Schofield, P.; Gauntlett, J. T.; Nutton, A.; Maitlis, P. M. *J. Chem. Soc., Chem. Commun.* 1982, 425.
- (247) Paiaro, G.; Pandolfo, L. *Angew. Chem., Int. Ed. Engl.* 1981, 20, 289.
- (248) Herrmann, W. A.; Bauer, C.; Kriechbaum, G.; Kunkley, H.; Ziegler, M. L.; Speth, D.; Guggolz, E. *Chem. Ber.* 1982, 115, 878. Herrmann, W. A.; Bauer, C.; Plank, J.; Kalcher, W.; Speth, D.; Ziegler, M. L. *Angew. Chem., Int. Ed. Engl.* 1981, 20, 193. Bauer, C.; Herrmann, W. A. *J. Organomet. Chem.* 1981, 209, C13. Green, M.; Mills, R. M.; Pain, G. N.; Stone, F. G. A.; Woodward, P. *J. Chem. Soc., Dalton Trans.* 1982, 1309.
- (249) Al-Obaidi, Y. N.; Green, M.; White, N. D.; Taylor, G. E. *J. Chem. Soc., Dalton Trans.* 1982, 319.
- (250) Dimas, P. A.; Shapley, J. R. *J. Organomet. Chem.* 1982, 228, C12.
- (251) Müller, S.; Passon, B.; Pickhardt, J. *J. Organomet. Chem.* 1982, 228, C51.
- (252) Azam, K. A.; Frew, A. A.; Lloyd, B. R.; Manojlović-Muir, L.; Muir, K. W.; Puddephatt, R. J. *J. Chem. Soc., Chem. Commun.* 1982, 614.
- (253) Jandik, P.; Schubert, U.; Schmidbauer, H. *Angew. Chem., Int. Ed. Engl.* 1982, 21, 73.
- (254) Jeffery, J. C.; Razay, H.; Stone, F. G. A. *J. Chem. Soc., Chem. Commun.* 1981, 243.
- (255) Ashworth, T. V.; Chetcuti, M. J.; Howard, J. A. K.; Stone, F. G. A.; Wisbey, S. J.; Woodward, P. *J. Chem. Soc., Dalton Trans.* 1981, 763.
- (256) Knox, S. A. R.; Stansfield, R. F. D.; Stone, F. G. A.; Winter, M. J.; Woodward, P. *J. Chem. Soc., Dalton Trans.* 1982, 173.
- (257) Slater, S.; Muetterties, E. L. *Inorg. Chem.* 1980, 19, 3337; 1981, 20, 946.
- (258) Levisalles, J.; Rose-Munch, F.; Rudler, H.; Daran, J.-C.; Jeannin, Y. *J. Chem. Soc., Chem. Commun.* 1981, 1057.
- (259) Finnimore, S. R.; Knox, S. A. R.; Taylor, G. E. *J. Chem. Soc., Chem. Commun.* 1980, 411; *J. Chem. Soc., Dalton Trans.* 1982, 1783.
- (260) Dyke, A. F.; Knox, S. A. R.; Naish, P. J.; Taylor, G. E. *J. Chem. Soc., Dalton Trans.* 1982, 1297. Dyke, A. F.; Finnimore, S. R.; Knox, S. A. R.; Naish, P. J.; Orpen, A. G.; Riding, G. H.; Taylor, G. E. *ACS Symp. Ser.* 1981, No. 155, 259.
- (261) Al-Obaidi, Y. N.; Baker, P. K.; Green, M.; White, N. D.; Taylor, G. E. *J. Chem. Soc., Dalton Trans.* 1981, 2321.
- (262) Dickson, R. S.; Gatehouse, B. M.; Nesbit, M. C.; Pain, G. N. *J. Organomet. Chem.* 1981, 215, 97. Dickson, R. S.; Evans, G. S.; Fallon, G. D. *J. Organomet. Chem.* 1982, 236, C49.
- (263) Kolobova, N. E.; Skripkin, V. V.; Rozantseva, T. V.; Struchkov, Yu. T.; Aleksandrov, G. G.; Andrianov, V. G. *J. Organomet. Chem.* 1981, 218, 351.
- (264) Bottomley, F.; Lin, I. J. B.; White, P. S. *J. Am. Chem. Soc.* 1981, 103, 703.
- (265) Pez, G. P.; Apgar, P.; Crissey, R. K. *J. Am. Chem. Soc.* 1982, 104, 482.
- (266) Boileau, A. M.; Orpen, A. G.; Stansfield, R. F. D.; Woodward, P. *J. Chem. Soc., Dalton Trans.* 1982, 187.
- (267) Beck, J. A.; Knox, S. A. R.; Stansfield, R. F. D.; Stone, F. G. A.; Winter, M. J.; Woodward, P. *J. Chem. Soc., Dalton Trans.* 1982, 195.
- (268) Green, M. L. H.; Poveda, M. L.; Bashkin, J.; Prout, K. *J. Chem. Soc., Chem. Commun.* 1982, 30; *J. Chem. Soc., Dalton Trans.* 1982, 2485.
- (269) Pregosin, P. S.; Togni, A.; Venanzi, L. M. *Angew. Chem., Int. Ed. Engl.* 1981, 20, 668.
- (270) Mays, M. J.; Prest, D. W.; Raithby, P. R. *J. Chem. Soc., Dalton Trans.* 1981, 771.
- (271) Perevalova, E. G.; Grandberg, K. I.; Dyadchenko, V. P.; Baukova, T. V. *J. Organomet. Chem.* 1981, 217, 403. Baukova, T. V.; Slovokhotov, Yu. L.; Struchkov, Yu. T. *Ibid.* 1981, 221, 375.
- (272) Marten, D. F.; Dehmlow, E. V.; Hanlon, D. J.; Hossain, M. B. *J. Am. Chem. Soc.* 1981, 103, 4940. *Acta Crystallogr. Sect. B* 1982, B38, 1457.
- (273) Hartner, Jr., F. W.; Schwartz, J. *J. Am. Chem. Soc.* 1981, 103, 4979.
- (274) Yoshida, T.; Negishi, E. *J. Am. Chem. Soc.* 1981, 103, 1276.
- (275) Churchill, M. R.; Wasserman, H. J. *Inorg. Chem.* 1981, 20, 4119. Sharp, P. R.; Holmes, S. J.; Schrock, R. R.; Churchill, M. R.; Wasserman, H. J. *J. Am. Chem. Soc.* 1981, 103, 965.
- (276) Churchill, M. R.; Wasserman, H. J. *J. Chem. Soc., Chem. Commun.* 1981, 274; *Inorg. Chem.* 1982, 21, 226. Belmonte, P.; Schrock, R. R.; Churchill, M. R.; Youngs, W. J. *J. Am. Chem. Soc.* 1980, 102, 2858.
- (277) LaCroce, S. J.; Cutler, A. R. *J. Am. Chem. Soc.* 1982, 104, 2312.
- (278) Jeffery, J. C.; Navarro, R.; Razay, H.; Stone, F. G. A. *J. Chem. Soc., Dalton Trans.* 1981, 2471.
- (279) Uedelhoven, W.; Neugebauer, D.; Kreissl, F. R. *J. Organomet. Chem.* 1981 217, 183.
- (280) Mitsudo, T.; Watanabe, H.; Watanabe, K.; Watanabe, Y.; Kafuku, K.; Nakatsu, K. *Chem. Lett.* 1981, 1687; *Organometallics* 1982, 1, 612. Klimes, J.; Weiss, E. *Chem. Ber.* 1982, 115, 2606.

- (281) Carty, A. J.; Mott, G. N.; Taylor, N. J. *J. Organomet. Chem.* **1981**, *212*, C54.
- (282) Clemente, D. A.; Rees, B.; Bandoli, G.; Biagini, M. C.; Reiter, B.; Herrmann, W. A. *Angew. Chem., Int. Ed. Engl.* **1981**, *20*, 887; *Inorg. Chem.* **1982**, *21*, 3741.
- (283) Calabro, D. C.; Lichtenberger, D. L.; Herrmann, W. A. *J. Am. Chem. Soc.* **1981**, *103*, 6852. Xiang, S. F.; Chen, H. W.; Eyer-
mann, C. J.; Jolly, W. L.; Smit, S. P.; Theopold, K. H.;
Bergman, R. G.; Herrmann, W. A.; Pettit, R. *Organometallics*
1982, *1*, 1200.
- (284) Rudler, H.; Rose, F.; Rudler, M.; Alvarez, C. *J. Mol. Catal.*
1982, *15*, 81.
- (285) Werner, H. *Adv. Organomet. Chem.* **1981**, *19*, 155.
- (286) Tatsumi, K.; Hoffmann, R. *J. Am. Chem. Soc.* **1981**, *103*,
3328.
- (287) Bryndza, H. E.; Bergman, R. G. *Inorg. Chem.* **1980**, *20*, 2988.
- (288) Roper, M.; Strutz, H.; Keim, W. *J. Organomet. Chem.* **1981**,
219, C5.
- (289) Messerle, L.; Curtis, M. D. *J. Am. Chem. Soc.* **1982**, *104*, 888.
- (290) Olgemüller, B.; Beck, W. *Chem. Ber.* **1981**, *114*, 867.
- (291) Boland-Lussier, B. E.; Hughes, R. P. *Organometallics* **1982**,
1, 635.
- (292) Motyl, K. M.; Norton, J. R.; Schauer, C. K.; Anderson, O. P.
J. Am. Chem. Soc. **1982**, *104*, 7325.
- (293) Hutton, A. T.; Shabanzadeh, B.; Shaw, B. L. *J. Chem. Soc.,
Chem. Commun.* **1982**, 1345.
- (294) Selegue, J. P. *Abstr. Pap.—Am. Chem. Soc.* **1982**, *184th*,
INOR 5.
- (295) Planalp, R. P.; Andersen, R. A.; Zalkin, A. *Organometallics*
1983, *2*, 16.
- (296) Herrmann, W. A.; Bell, L. K. *J. Organomet. Chem.* **1982**, *239*,
C4.
- (297) Carriedo, G. A.; Hodgson, D.; Howard, J. A. K.; Marsden, K.;
Stone, F. G. A.; Went, M. J.; Woodward, P. *J. Chem. Soc.,
Chem. Commun.* **1982**, 1006.
- (298) Gadol, S. M.; Davis, R. E. *Organometallics* **1982**, *1*, 1607.
- (299) Matacheck, J. R.; Angelici, R. J. *Organometallics* **1982**, *1*,
1541.
- (300) Schaverien, C. J.; Green, M.; Orpen, A. G.; Williams, I. D. *J.
Chem. Soc., Chem. Commun.* **1982**, 912.
- (301) McKeer, I. R.; Cowie, M. *Inorg. Chim. Acta.* **1982**, *65*, L107.
- (302) Herrmann, W. A.; Bauer, C.; Mayer, K. K. *J. Organomet.
Chem.* **1982**, *236*, C18.
- (303) Herrmann, W. A.; Bauer, C. *Organometallics* **1982**, *1*, 1101.
- (304) Müller, J.; Passon, B.; Pickardt, J. *J. Organomet. Chem.*
1982, *236*, C11.
- (305) Jeffery, J. C.; Moore, I.; Murray, M.; Stone, F. G. A. *J. Chem.
Soc., Dalton Trans.* **1982**, 1741.
- (306) Casey, C. P.; Fagan, P. J. *J. Am. Chem. Soc.* **1982**, *104*, 4950.
- (307) Casey, C. P.; Fagan, P. J. *J. Am. Chem. Soc.* **1982**, *104*, 7360.
- (308) Endrich, K.; Korswagen, R.; Zahn, T.; Ziegler, M. L. *Angew.
Chem., Int. Ed. Engl.* **1982**, *21*, 919; *Angew. Chem. Suppl.*
1982, 1906.
- (309) Elsenstadt, A.; Efraty, A. *Organometallics* **1982**, *1*, 1100.
- (310) Nubel, P. O.; Brown, T. L. *J. Am. Chem. Soc.* **1982**, *104*, 4955.
- (311) Colborn, R. E.; Dyke, A. F.; Knox, S. A. R.; Macpherson, K.
A.; Orpen, A. G. *J. Organomet. Chem.* **1982**, *239*, C15.
- (312) Werner, H.; Thometzek, P. *Angew. Chem., Int. Ed. Engl.*
1982, *21*, 692. Werner, H.; Kraus, H. J.; Thometzek, P.
Chem. Ber. **1982**, *115*, 2914.
- (313) King, M.; Holt, E. M.; Radnia, P.; McKennis, J. S. *Organo-
metallics* **1982**, *1*, 1718.